

US00D695264S

(12) **United States Design Patent**
Chee

(10) **Patent No.:** **US D695,264 S**
(45) **Date of Patent:** **** Dec. 10, 2013**

(54) **HEADPHONES**

(71) Applicant: **Sennheiser electronic GmbH & Co. KG, Wedemark (DE)**

(72) Inventor: **Daniel Eu Leng Chee, Alexandra Technopark (SG)**

(73) Assignee: **Sennheiser electronic GmbH & Co. KG, Wedemark**

(**) Term: **14 Years**

(21) Appl. No.: **29/436,983**

(22) Filed: **Nov. 12, 2012**

(30) **Foreign Application Priority Data**

May 22, 2012 (EM) 0013273160002

(51) **LOC (9) Cl.** **14-01**

(52) **U.S. Cl.**
USPC **D14/205**

(58) **Field of Classification Search**
USPC D14/205, 206, 223; 181/129, 130, 135;
379/430, 431; 381/380, 381; 455/90.3,
455/575.1; D29/112; 2/209
See application file for complete search history.

(56) **References Cited**

U.S. PATENT DOCUMENTS

D316,551 S *	4/1991	Ichikawa	D14/205
D351,597 S *	10/1994	Nakamura	D14/205
D351,598 S *	10/1994	Nakamura	D14/205
D371,558 S *	7/1996	Yoshizawa	D14/205
5,749,373 A *	5/1998	Dix	128/864
5,829,062 A *	11/1998	Magidson	2/209
D403,062 S *	12/1998	Dix	D24/106
6,123,168 A *	9/2000	Berg et al.	181/129
D439,574 S *	3/2001	Katayama	D14/203.5
D458,245 S *	6/2002	Masuda	D14/205

D471,176 S *	3/2003	Suzuki	D14/205
6,603,863 B1 *	8/2003	Nagayoshi	381/380
6,690,808 B2 *	2/2004	Urwyler	381/381
D557,685 S *	12/2007	Lee	D14/205
D560,206 S *	1/2008	Hermansen	D14/206
D575,268 S *	8/2008	Christopher et al.	D14/205
D587,680 S *	3/2009	Komiyama	D14/205
D645,444 S *	9/2011	Quek	D14/205
D653,234 S *	1/2012	Lee et al.	D14/205
D669,881 S *	10/2012	Clements et al.	D14/205
D678,856 S *	3/2013	Feng et al.	D14/205
D678,857 S *	3/2013	Feng et al.	D14/205
D678,858 S *	3/2013	Feng et al.	D14/205
8,411,893 B2 *	4/2013	Ito et al.	381/381

* cited by examiner

Primary Examiner — Paula Greene

(74) *Attorney, Agent, or Firm* — Frommer Lawrence & Haug LLP

(57) **CLAIM**

The ornamental design for headphones, as shown and described.

DESCRIPTION

FIG. 1 is a bottom view of the headphones in accordance with the invention.

FIG. 2 is a top view of the headphones in accordance with the invention.

FIG. 3 is a front view of the headphones in accordance with the invention.

FIG. 4 is a rear view of the headphones in accordance with the invention.

FIG. 5 is a left view of the headphones in accordance with the invention.

FIG. 6 is a right view of the headphones in accordance with the invention; and,

FIG. 7 is a perspective view of the headphones in accordance with the invention.

1 Claim, 5 Drawing Sheets

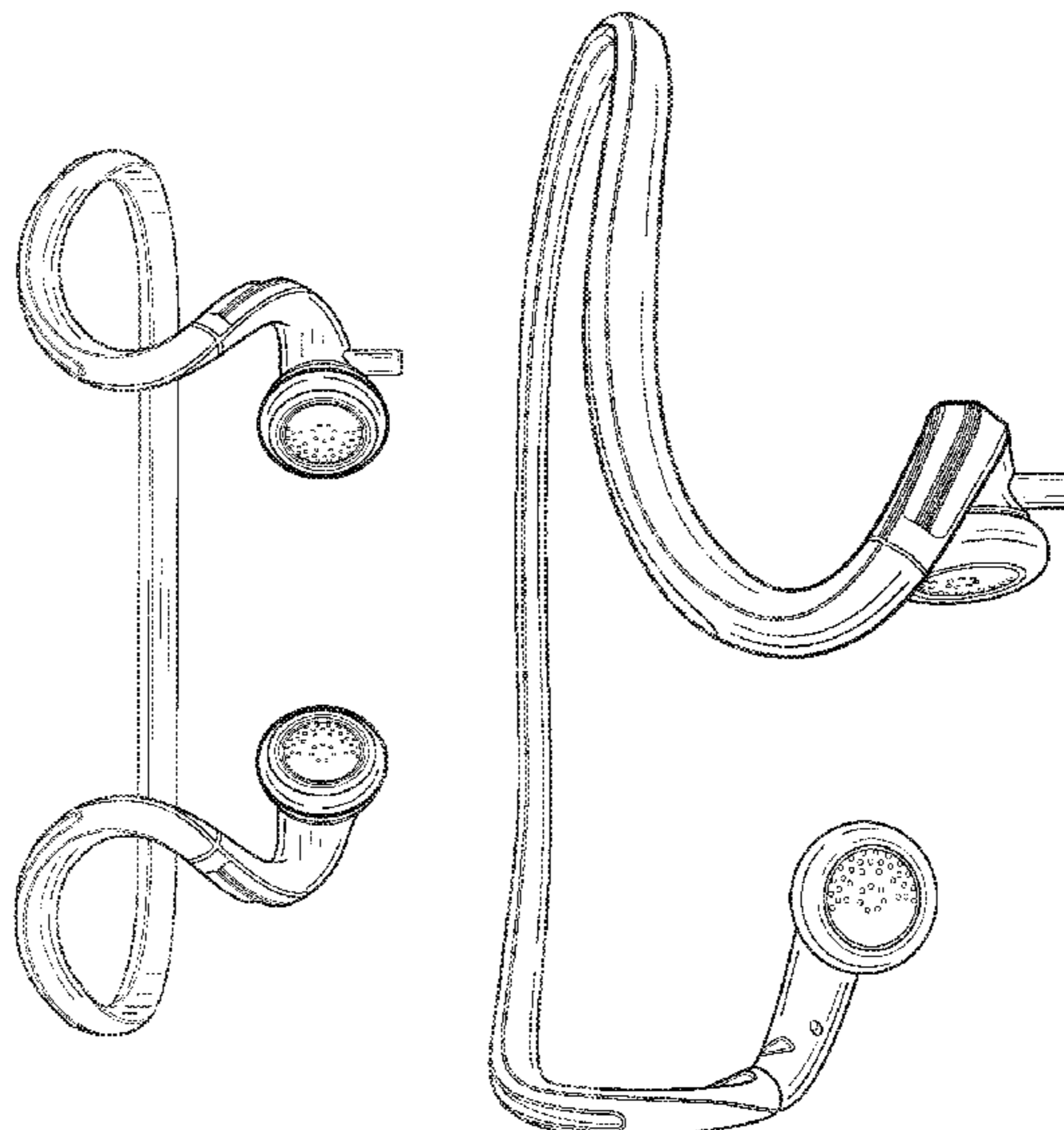


FIG. 1

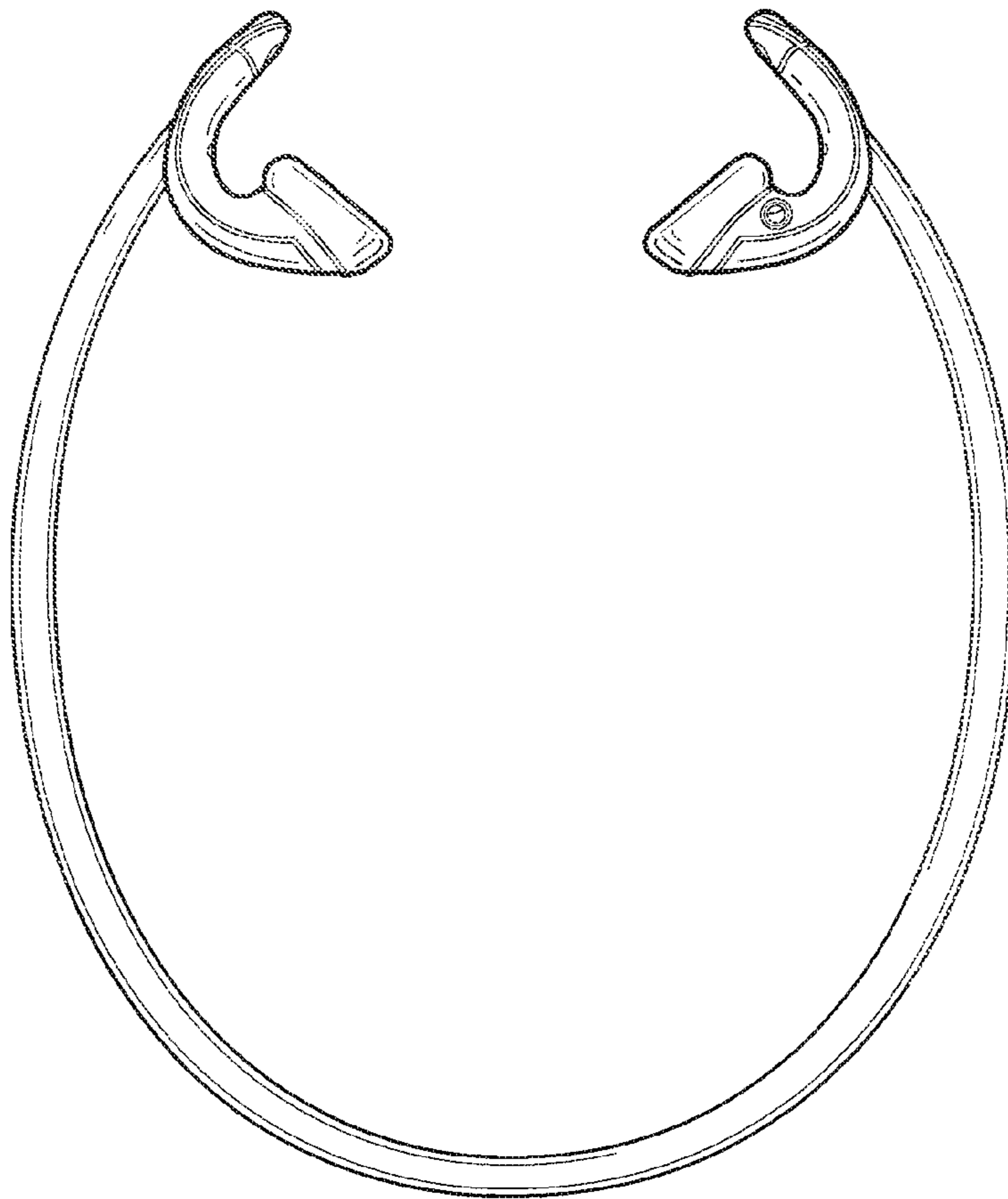


FIG. 2

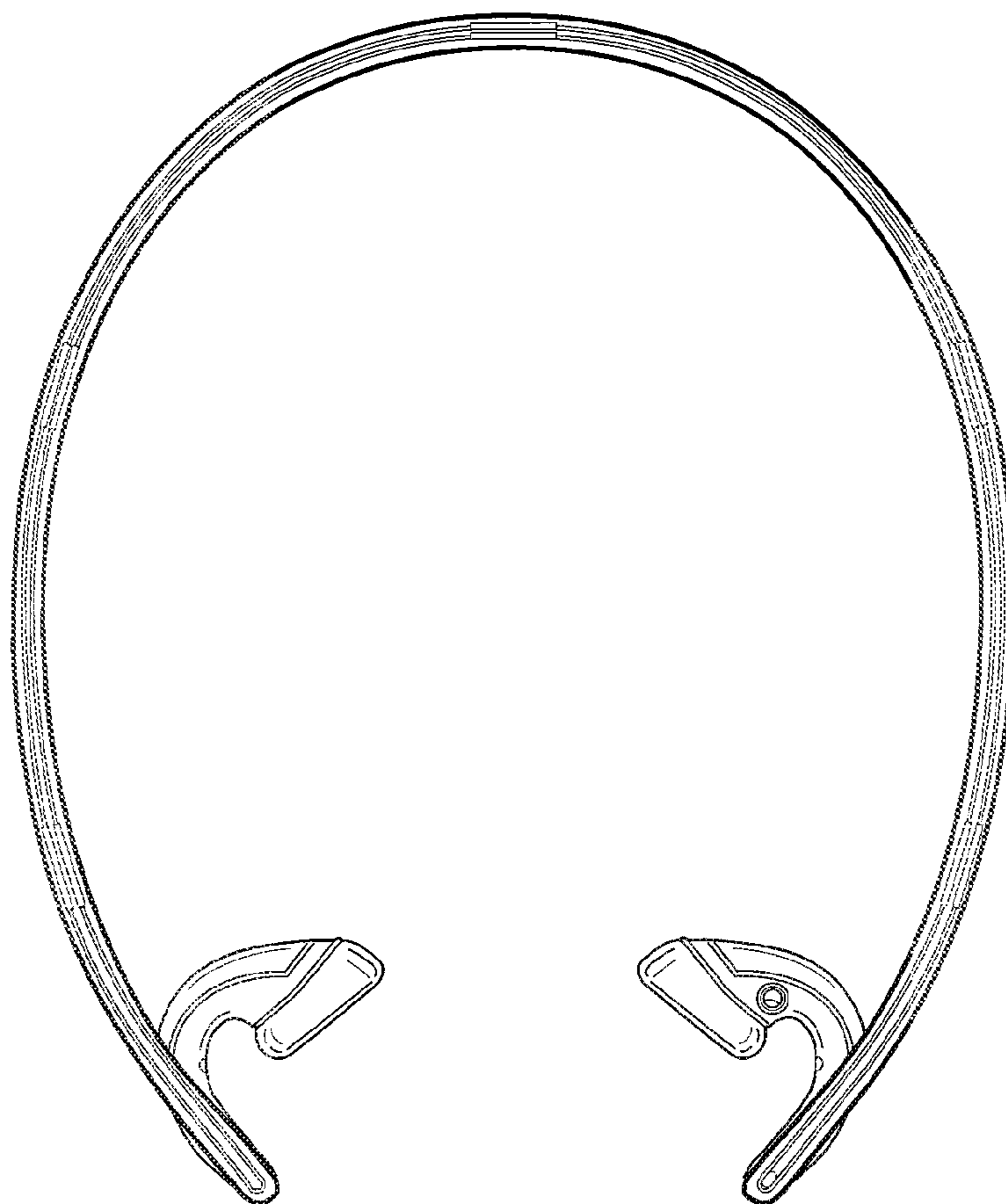


FIG. 3

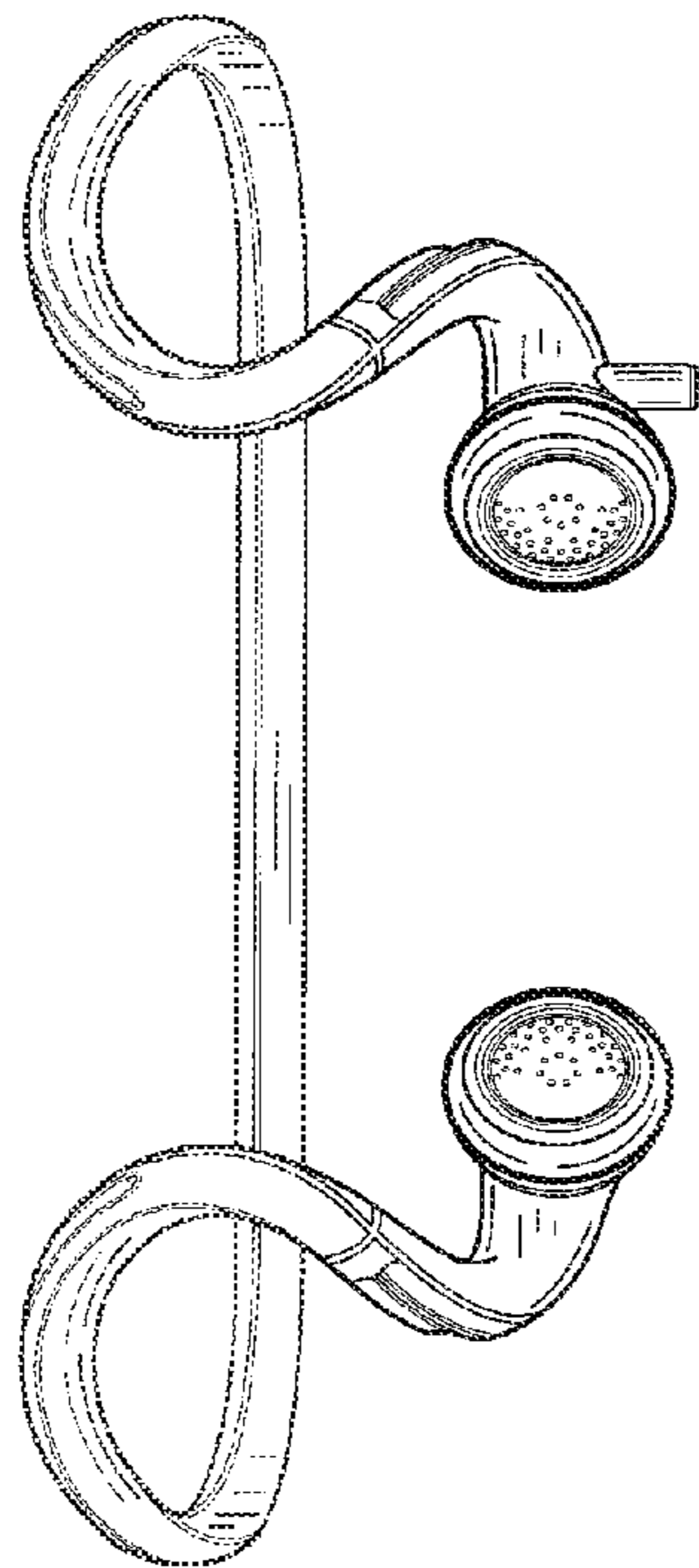


FIG. 4

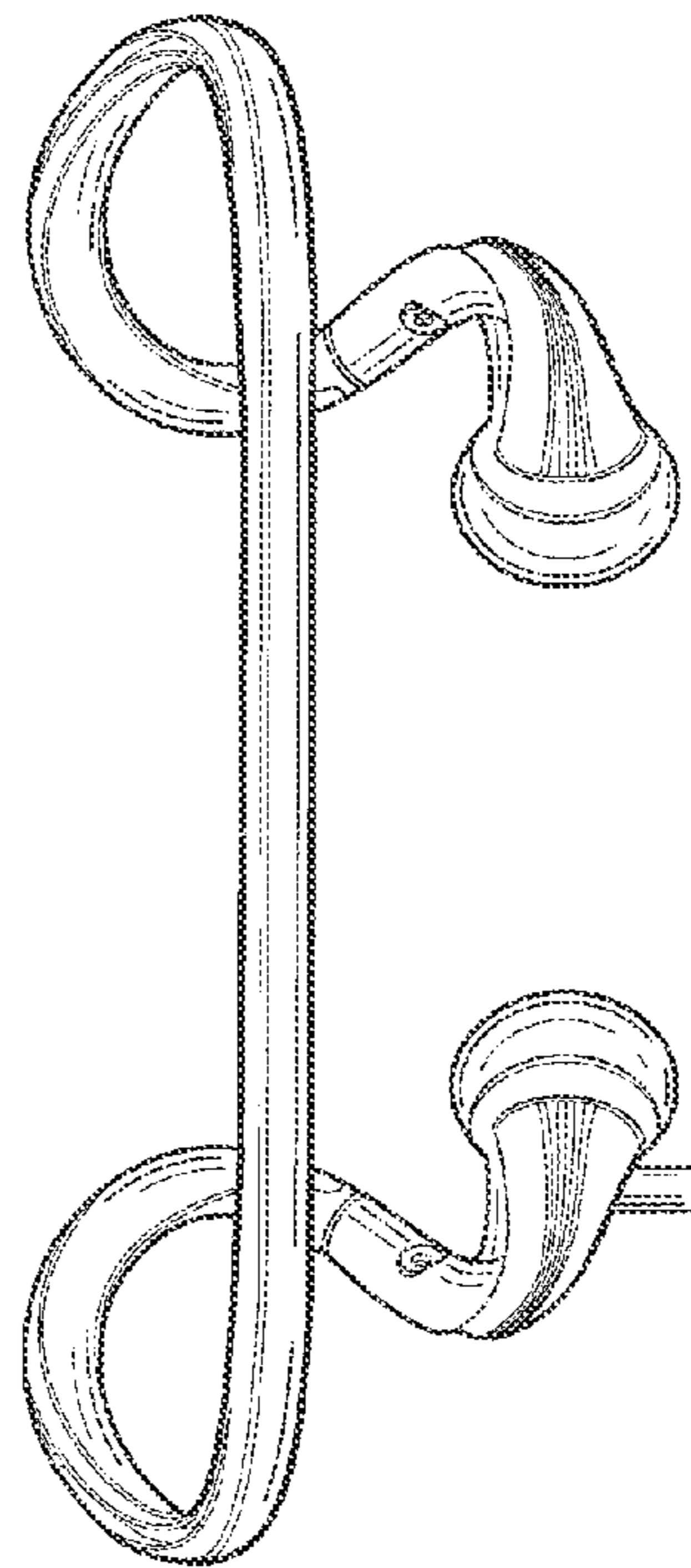


FIG. 5

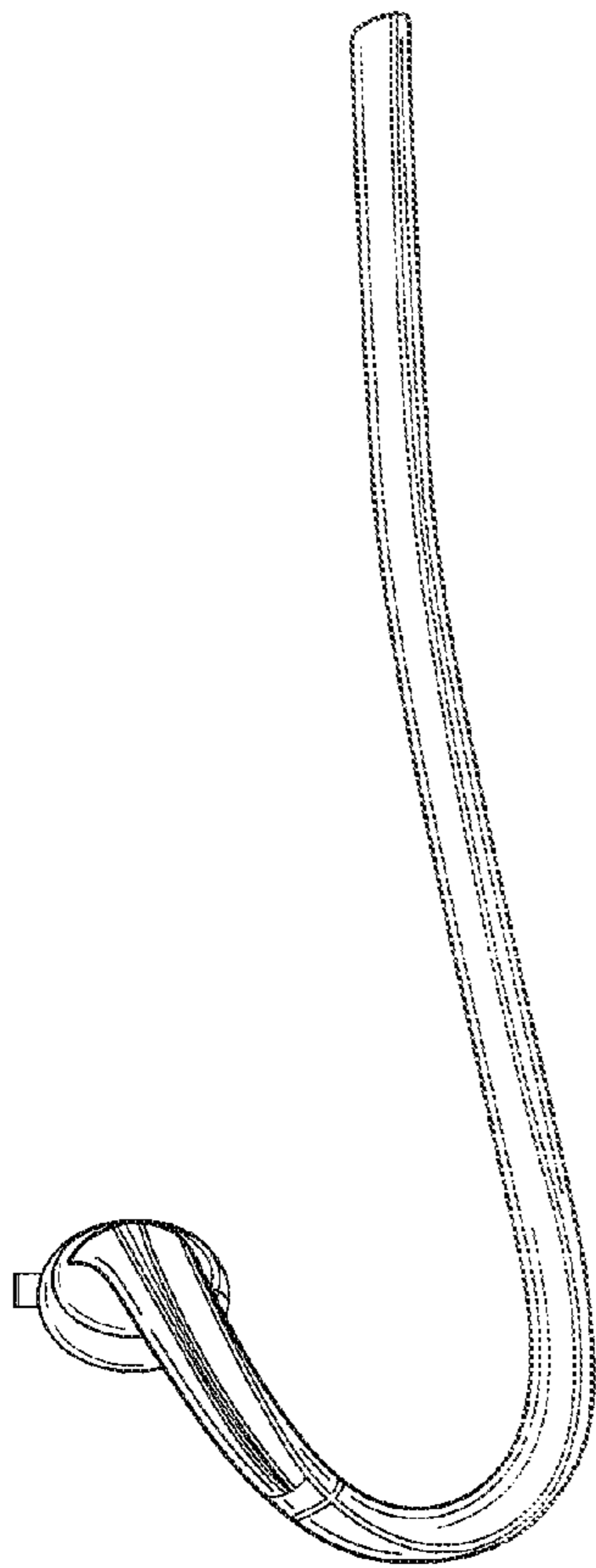


FIG. 6

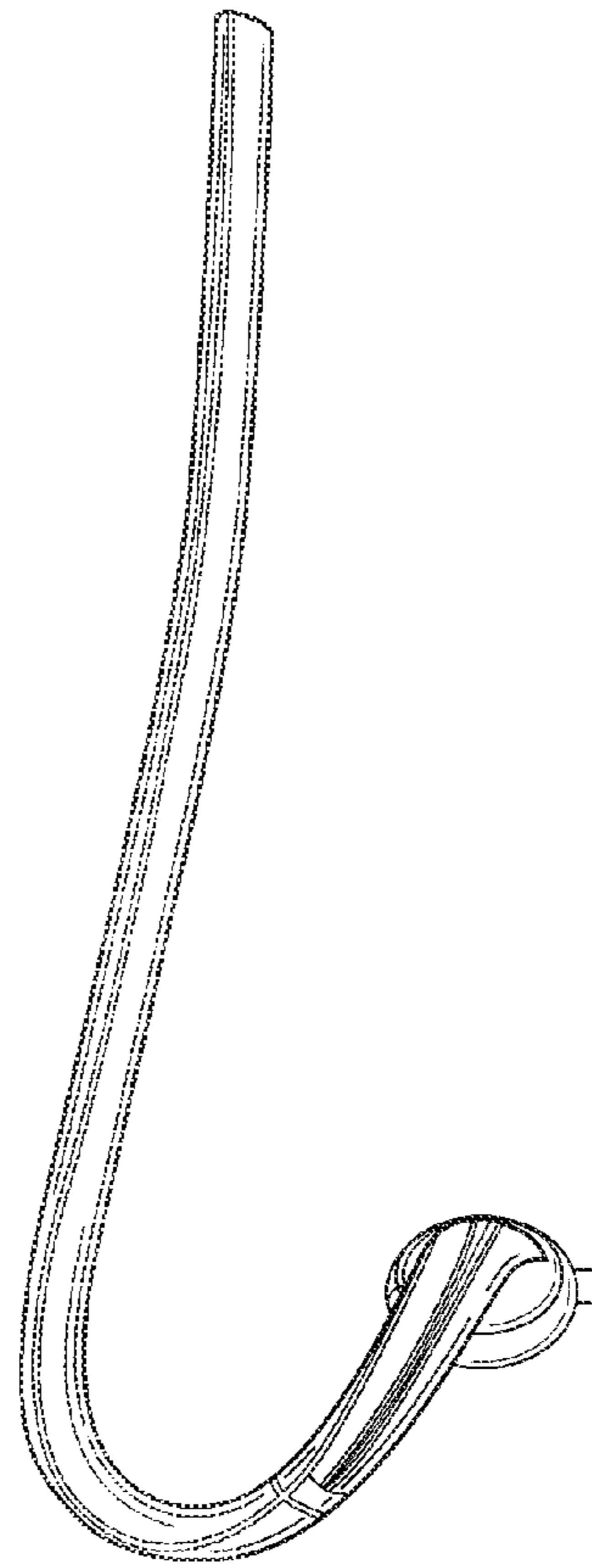


FIG. 7

