

US00D695260S

(12) **United States Design Patent**
Teulie

(10) **Patent No.:** **US D695,260 S**

(45) **Date of Patent:** **** Dec. 10, 2013**

(54) **AMPLIFIER**

(75) Inventor: **Douglas W. Teulie**, Huntington Beach,
CA (US)

(73) Assignee: **QSC Audio Products, LLC**, Costa
Mesa, CA (US)

(**) Term: **14 Years**

(21) Appl. No.: **29/428,909**

(22) Filed: **Aug. 3, 2012**

(51) **LOC (9) Cl.** **14-03**

(52) **U.S. Cl.**
USPC **D14/188; D14/257**

(58) **Field of Classification Search**
USPC D14/168, 169, 179, 188, 194-198, 217,
D14/257, 265, 299, 496; 330/1 R, 3, 4, 250;
381/86, 120; 455/344-351
See application file for complete search history.

(56) **References Cited**

U.S. PATENT DOCUMENTS

D376,360 S * 12/1996 Teulie D14/188
D382,880 S * 8/1997 Cienkus et al. D14/240
D473,538 S * 4/2003 Powell et al. D14/188

D473,854 S * 4/2003 Powell et al. D14/188
D565,537 S * 4/2008 Teulie D14/188
D584,723 S * 1/2009 Growcock et al. D14/257
D594,846 S * 6/2009 Teulie D14/188
D644,640 S * 9/2011 Warden D14/257
D654,070 S * 2/2012 Silva et al. D14/257

* cited by examiner

Primary Examiner — Keli L Hill

(74) *Attorney, Agent, or Firm* — Perkins Coie LLP

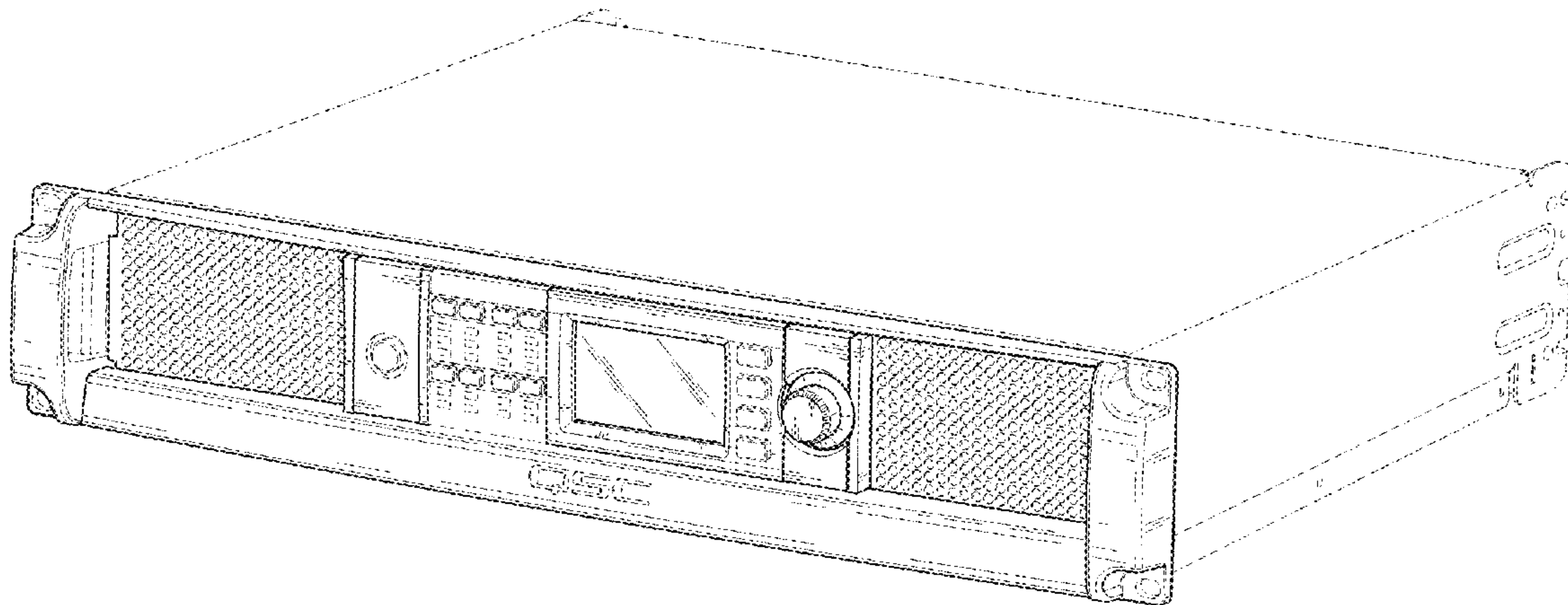
(57) **CLAIM**

I claim the ornamental design for an amplifier, as shown and described.

DESCRIPTION

FIG. 1 is a front isometric view of the amplifier showing my new design.
FIGS. 2A-2C are front elevation views thereof.
FIGS. 3A and 3B are a back elevation views thereof.
FIG. 4 is a top plan view thereof.
FIG. 5 is a bottom plan view thereof.
FIG. 6 is a left side elevation view thereof; and,
FIG. 7 is a right side elevation view thereof.
The broken lines shown are included for the purpose of illustrating portions of the amplifier that form no part of the claim.

1 Claim, 5 Drawing Sheets



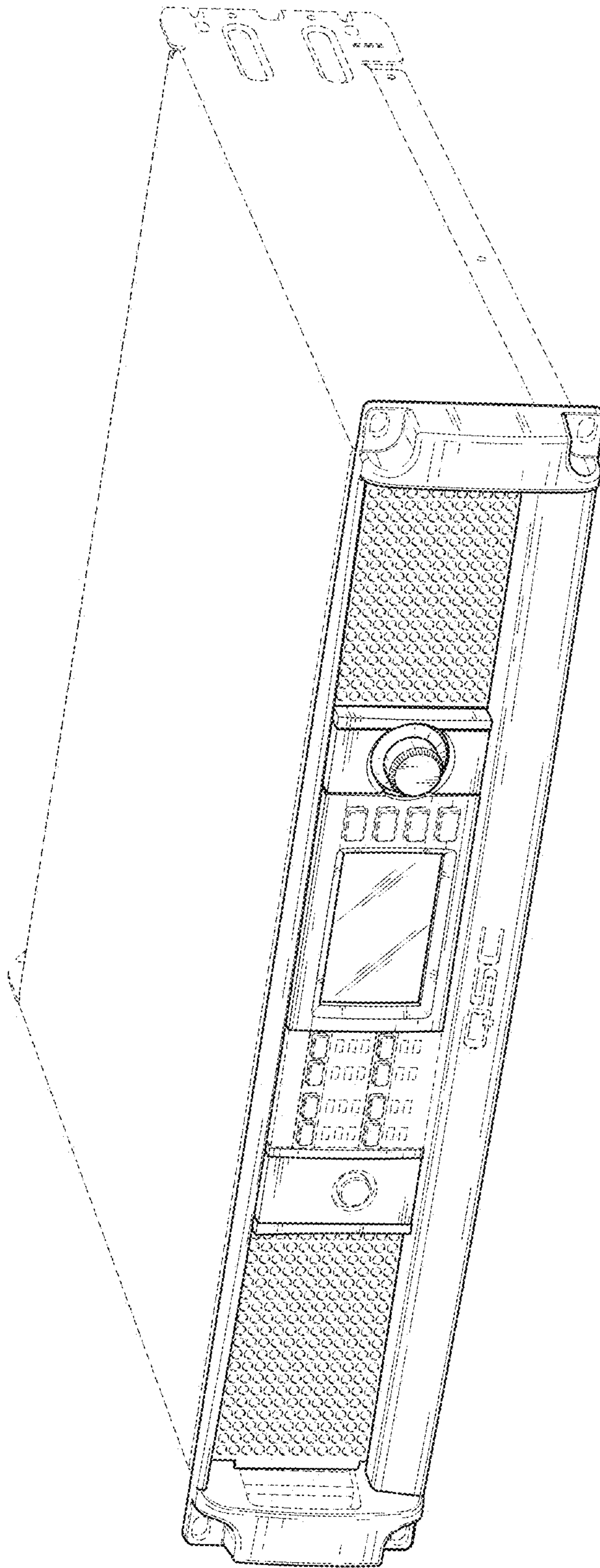


Fig. 1

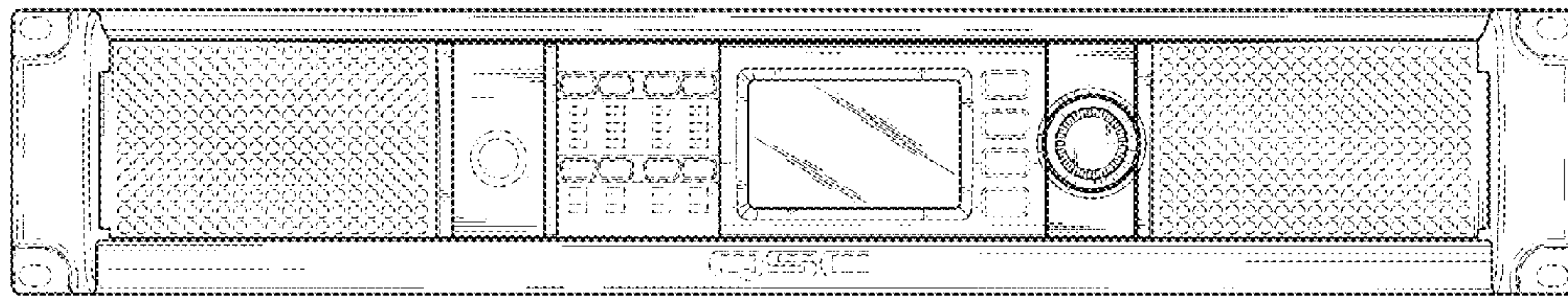


Fig. 2



Fig. 3




Fig. 4

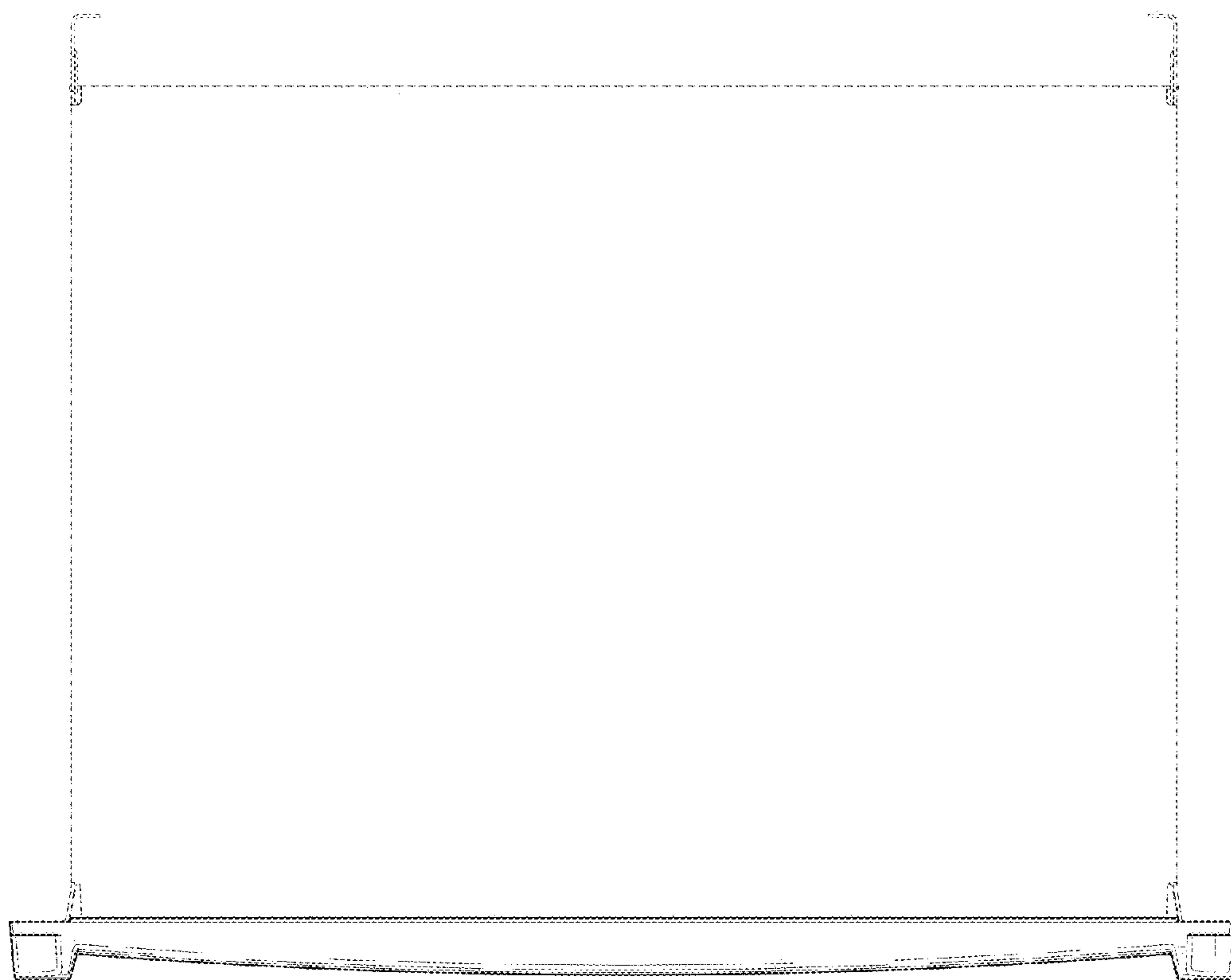


Fig. 5

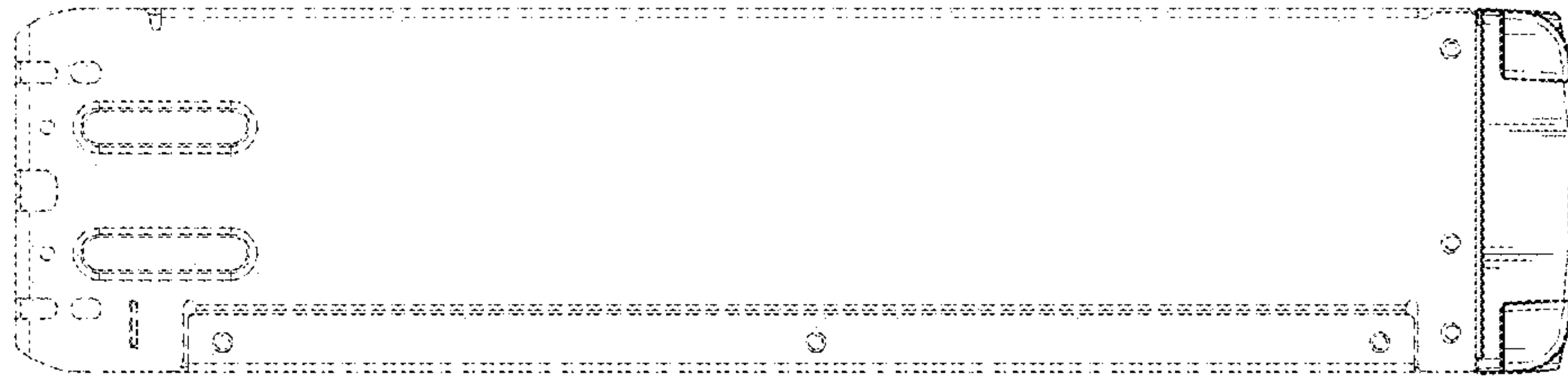


Fig. 6

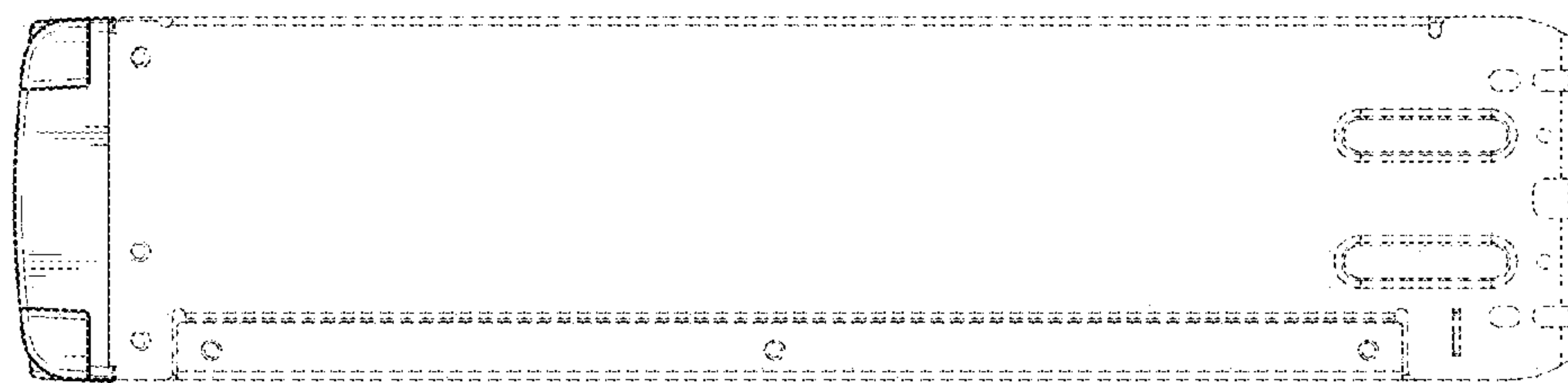


Fig. 7