



US00D695253S

(12) **United States Design Patent**
Song et al.

(10) **Patent No.:** **US D695,253 S**

(45) **Date of Patent:** **** Dec. 10, 2013**

(54) **ELECTRONIC DEVICE**

Primary Examiner — Bridget L Eland

(75) Inventors: **Han-Gil Song**, Seoul (KR);
Jung-Hyuck Im, Yongin-si (KR);
Min-Hyouk Lee, Seoul (KR)

(74) *Attorney, Agent, or Firm* — NSIP Law

(73) Assignee: **Samsung Electronics Co., Ltd.**,
Suwon-si (KR)

(57) **CLAIM**

The ornamental design for an electronic device, as shown and described.

(**) Term: **14 Years**

(21) Appl. No.: **29/425,168**

(22) Filed: **Jun. 20, 2012**

DESCRIPTION

(30) **Foreign Application Priority Data**

Jan. 6, 2012 (KR) 30-2012-0000938

(51) **LOC (9) Cl.** **14-03**

(52) **U.S. Cl.**
USPC **D14/138 G**

(58) **Field of Classification Search**
USPC D14/138 R, 138 AD, 138 AC, 138 C,
D14/138 G, 191, 203.1–203.8, 496, 138 AA,
D14/138 AB, 137, 147, 218, 341–347,
D14/247–248; D10/65, 78, 104; D13/168;
D18/7; 455/566, 575.1, 575.3, 575.4
See application file for complete search history.

FIG. 1 is a front perspective view of a first embodiment of an electronic device showing our new design;

FIG. 2 is a front view of the electronic device of FIG. 1;

FIG. 3 is a rear view of the electronic device of FIG. 1;

FIG. 4 is a left-side view of the electronic device of FIG. 1;

FIG. 5 is a right-side view of the electronic device of FIG. 1;

FIG. 6 is a top plan view of the electronic device of FIG. 1;

FIG. 7 is a bottom plan view of the electronic device of FIG. 1;

FIG. 8 is a rear perspective view of the electronic device of FIG. 1;

FIG. 9 is a front perspective view of a second embodiment of an electronic device showing our new design;

FIG. 10 is a front view of the electronic device of FIG. 9;

FIG. 11 is a rear view of the electronic device of FIG. 9;

FIG. 12 is a left-side view of the electronic device of FIG. 9;

FIG. 13 is a right-side view of the electronic device of FIG. 9;

FIG. 14 is a top plan view of the electronic device of FIG. 9;

FIG. 15 is a bottom plan view of the electronic device of FIG. 9; and,

FIG. 16 is a rear perspective view of the electronic device of FIG. 9.

(56) **References Cited**

U.S. PATENT DOCUMENTS

D337,569 S * 7/1993 Kando D14/341
D572,695 S * 7/2008 Tu D14/138 AD


(Continued)

OTHER PUBLICATIONS

Celkon A27, announced Feb. 2013, [online], [retrieved on Mar. 4, 2013]. Retrieved from Internet ,<URL: <http://www.gsmarena.com>>.*

(Continued)

1 Claim, 12 Drawing Sheets



(56)

References Cited

U.S. PATENT DOCUMENTS

D580,430 S * 11/2008 Wei D14/341
 D601,539 S * 10/2009 Hong D14/138 G
 D607,428 S * 1/2010 Kim et al. D14/138 AD
 D609,210 S * 2/2010 Sohn et al. D14/138 AD
 D611,025 S * 3/2010 Yu D14/138 G
 D611,041 S * 3/2010 Eguchi et al. D14/248
 D619,989 S * 7/2010 Huang D14/138 G
 D627,344 S * 11/2010 Chien et al. D14/341
 D627,758 S * 11/2010 Sheba et al. D14/203.7
 D633,460 S * 3/2011 Yi et al. D14/138 G
 D635,949 S * 4/2011 Kim D14/138 AD
 D637,171 S * 5/2011 Chen D14/138 G
 D642,152 S * 7/2011 Cho D14/138 AD
 D657,764 S * 4/2012 Hong D14/138 G
 D660,269 S * 5/2012 Zhang et al. D14/138 G
 D661,274 S * 6/2012 Wu et al. D14/138 G
 D663,710 S * 7/2012 Park D14/138 G

D664,516 S * 7/2012 Park D14/138 AD
 D670,259 S * 11/2012 Gioscia et al. D14/138 AD
 D672,739 S * 12/2012 Sin D14/138 G
 D676,824 S * 2/2013 Lee D14/138 G
 D677,642 S * 3/2013 Park D14/138 G
 D677,643 S * 3/2013 Park D14/138 G
 2011/0105186 A1* 5/2011 Griffin et al. 455/566

OTHER PUBLICATIONS

Celkon A220, announced Feb. 2013, [online], [retrieved on Mar. 4, 2013]. Retrieved from Internet ,<URL: <http://www.gsmarena.com>>.*
 Samsung I9300 Galaxy S III, announced May 2012, [online], [retrieved on May 10, 2012]. Retrieved from Internet ,<URL: <http://www.gsmarena.com>>.*
 Samsung I9305 Galaxy S III, announced Sep. 2012, [online], [retrieved on Sep. 24, 2012]. Retrieved from Internet ,<URL: <http://www.gsmarena.com>>.*

* cited by examiner

FIG. 1

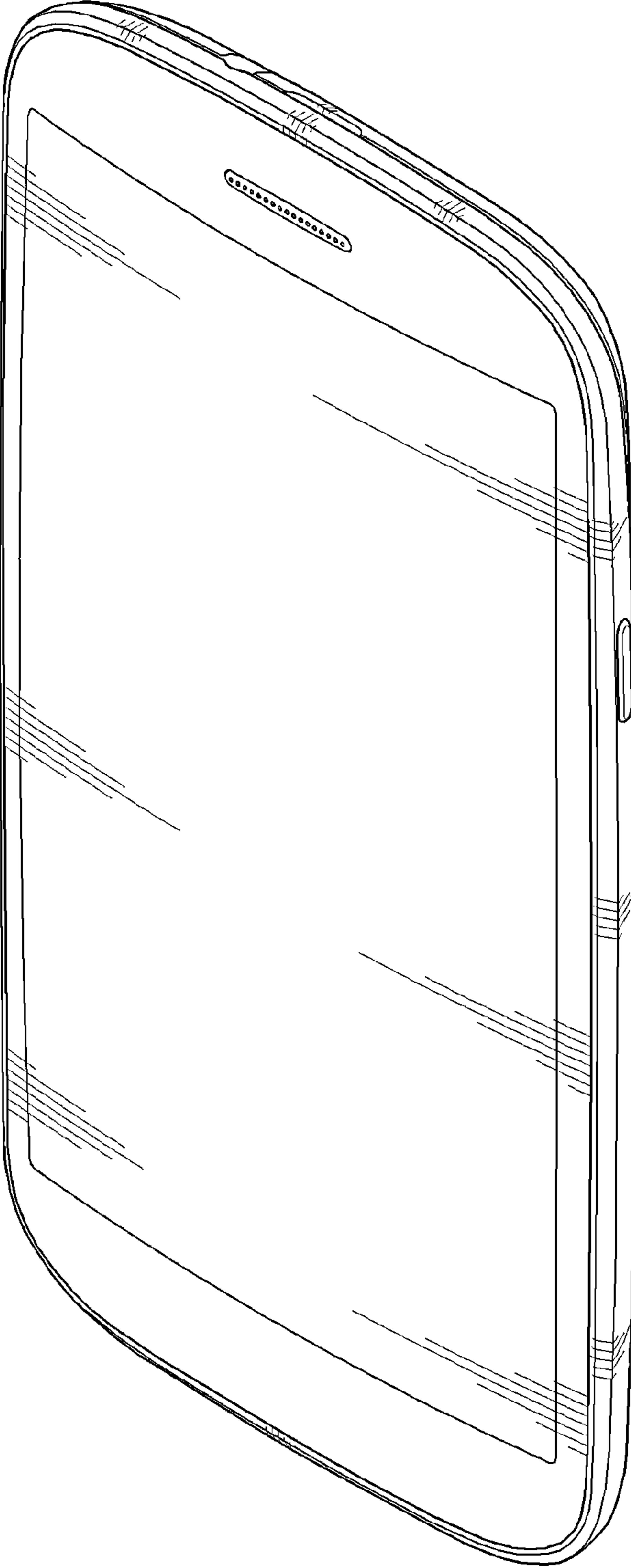


FIG. 2




FIG. 3




FIG. 4

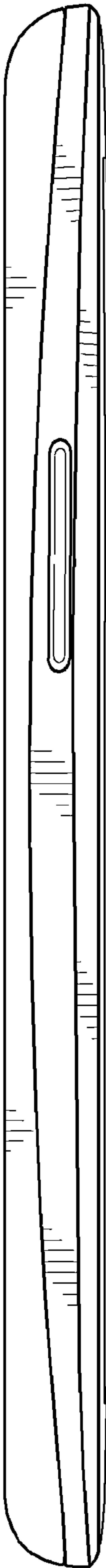


FIG. 5




FIG. 6

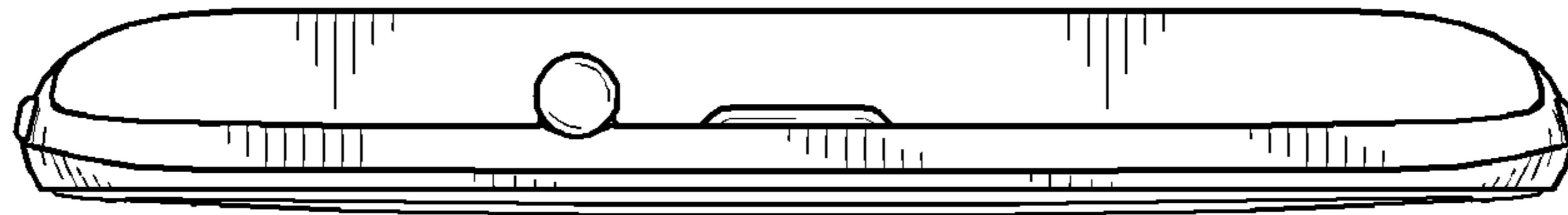


FIG. 7

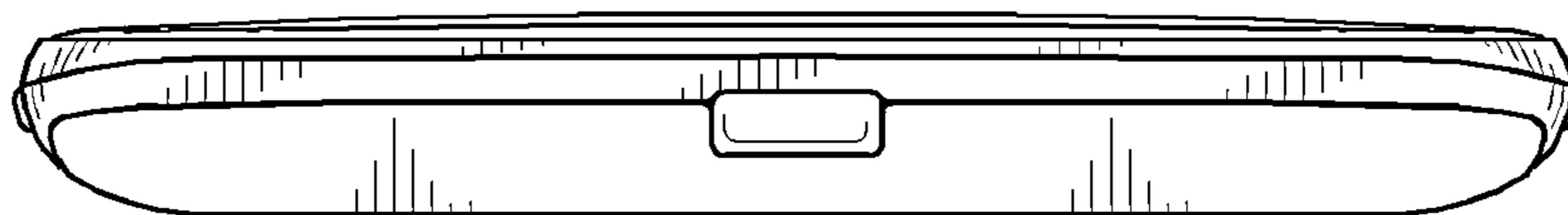


FIG. 8




FIG. 9

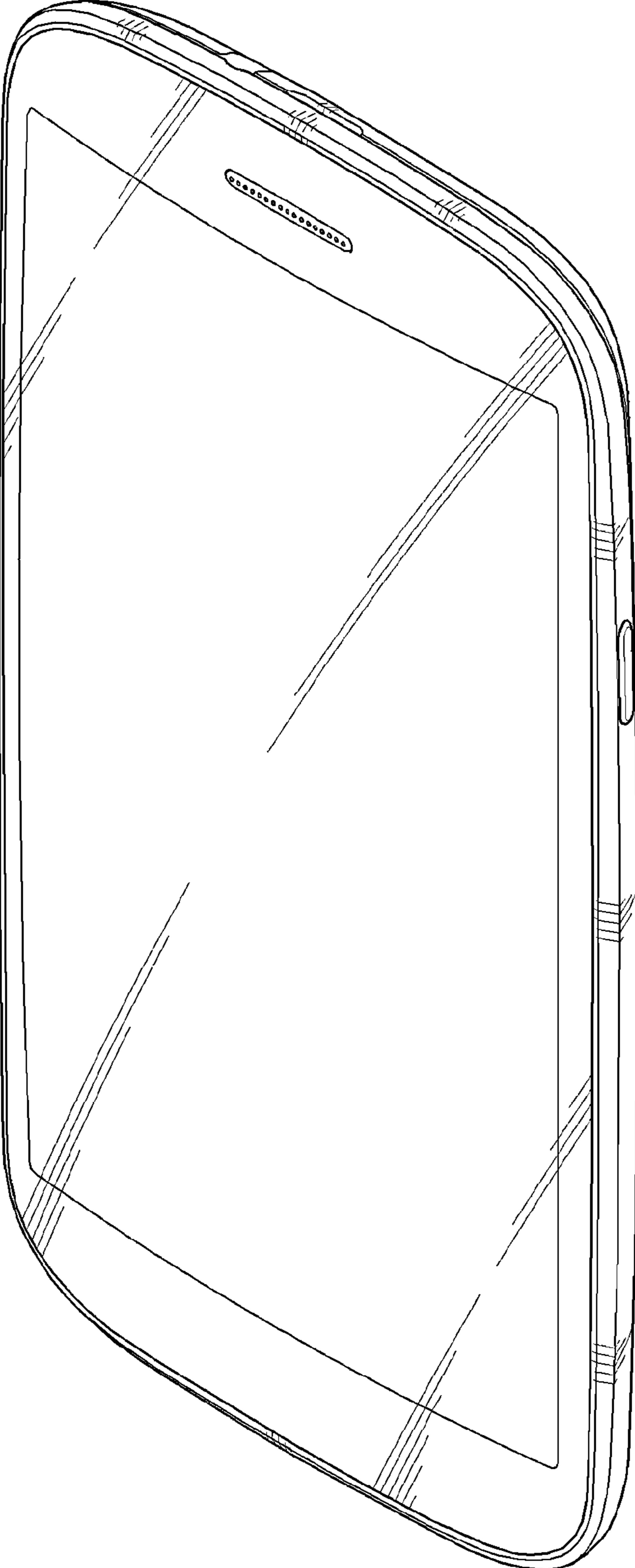


FIG. 10

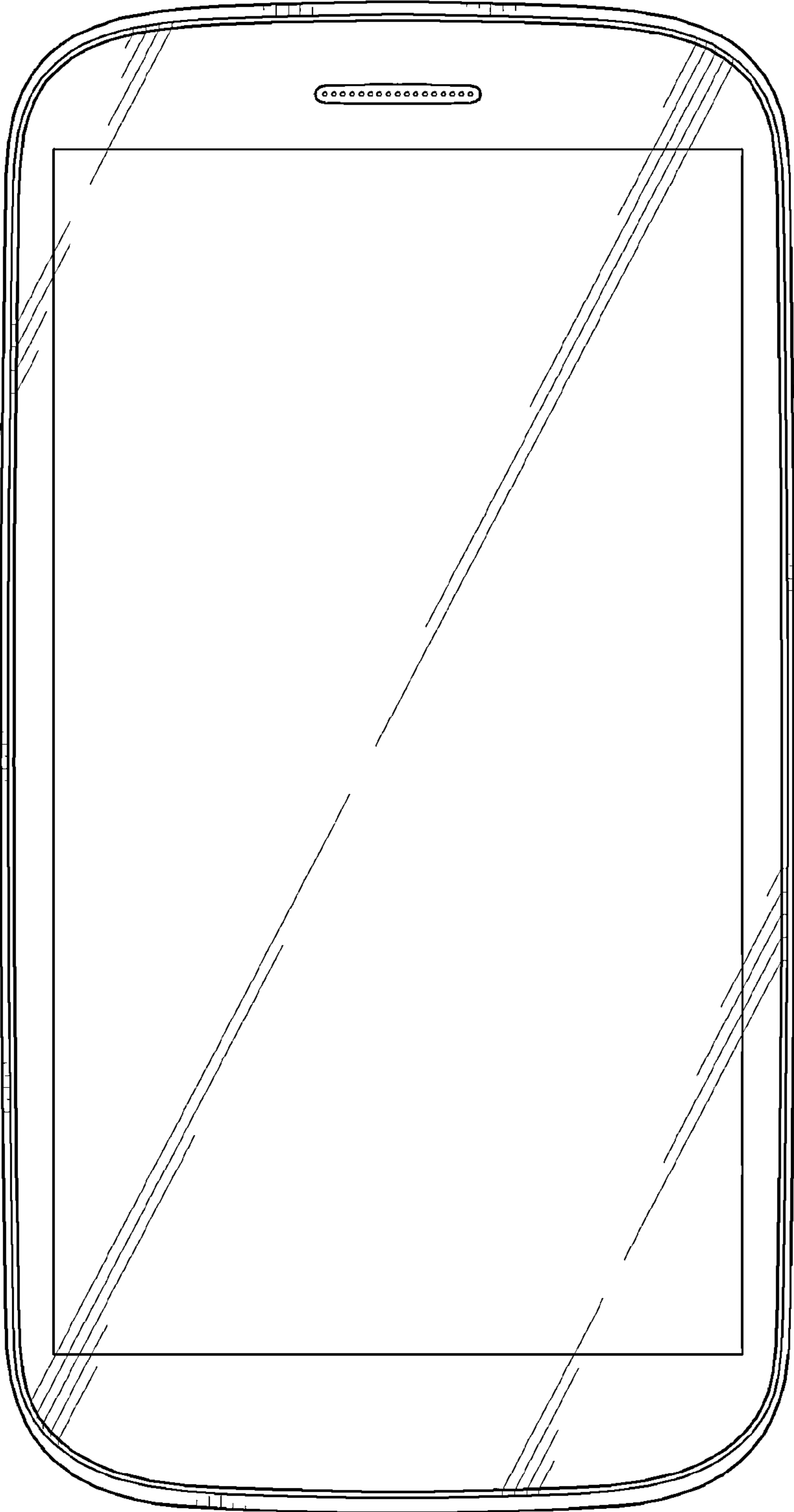


FIG. 11




FIG. 12

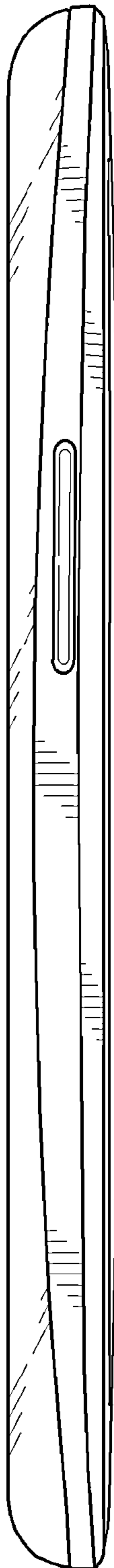


FIG. 13

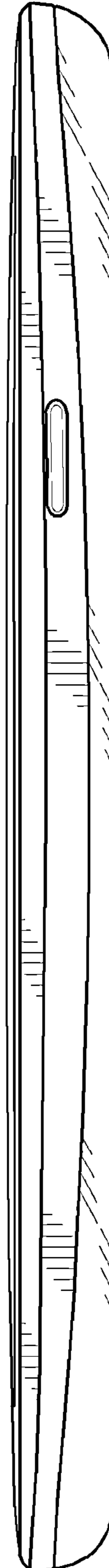


FIG. 14

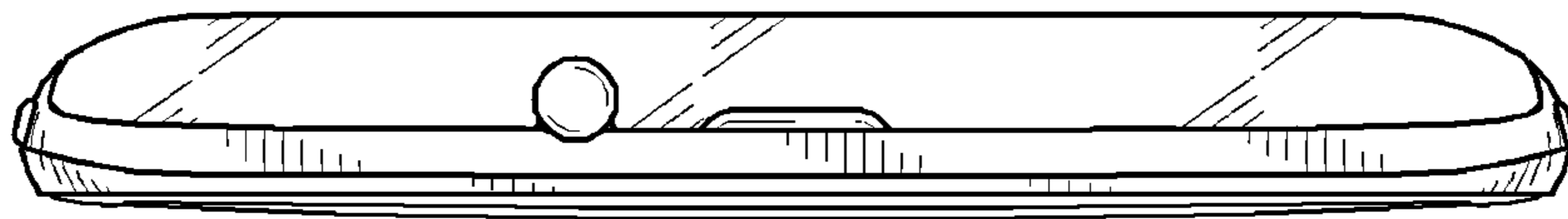


FIG. 15

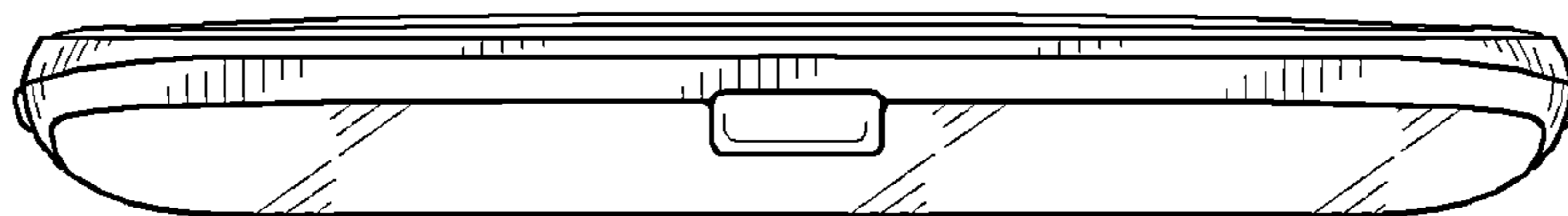


FIG. 16

