



US00D695238S

(12) **United States Design Patent**  
**Diehl et al.**

(10) **Patent No.:** **US D695,238 S**

(45) **Date of Patent:** **\*\* Dec. 10, 2013**

(54) **REMOTE CONTROL**

(71) Applicant: **Greenwave Realty, PTE, Ltd.,**  
Singapore (SG)

(72) Inventors: **William Diehl**, Dove Canyon, CA (US);  
**Richard Reisman**, Rancho Santa  
Margarita, CA (US); **Duncan Chase**,  
Newport Beach, CA (US); **Karl**  
**Jonsson**, Rancho Santa Margarita, CA  
(US)

(73) Assignee: **Greenwave Realty, PTE Ltd.,**  
Singapore (SG)

(\*\*) Term: **14 Years**

(21) Appl. No.: **29/447,074**

(22) Filed: **Feb. 28, 2013**

(51) **LOC (9) Cl.** ..... **13-03**

(52) **U.S. Cl.**  
USPC ..... **D13/168**

(58) **Field of Classification Search**  
USPC ..... D13/168; D14/218; 340/4.3, 4.42,  
340/12.22, 12.23, 12.24, 12.29, 12.3, 13.2,  
340/13.21, 13.24; 341/176; 345/169;  
455/352; 700/17, 65, 83  
See application file for complete search history.

(56) **References Cited**

**U.S. PATENT DOCUMENTS**

D376,114 S \* 12/1996 Seki et al. .... D10/104.1  
D413,580 S \* 9/1999 Zuege ..... D13/168

D525,947 S \* 8/2006 Gerard et al. .... D13/168  
D549,185 S \* 8/2007 Tan ..... D13/168  
D571,737 S \* 6/2008 Koury et al. .... D13/168  
D612,850 S \* 3/2010 Cabatic ..... D14/388  
D657,755 S \* 4/2012 Onoda et al. .... D13/168  
D661,665 S \* 6/2012 Windstrup et al. .... D13/168  
2002/0167696 A1 \* 11/2002 Edwards et al. .... 359/142

\* cited by examiner

*Primary Examiner* — Selina Sikder

(74) *Attorney, Agent, or Firm* — Bruce A. Young

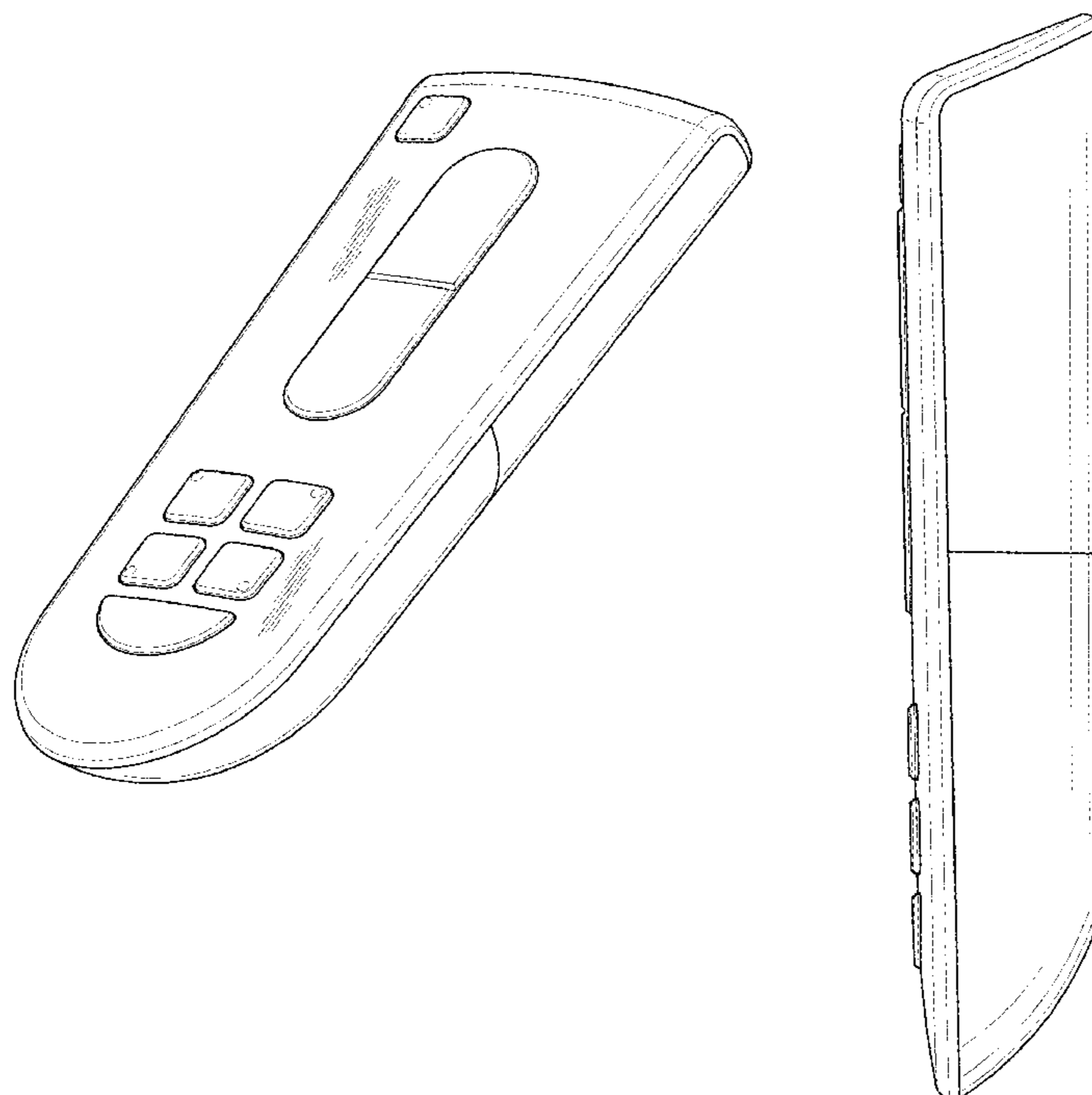
(57) **CLAIM**

We claim the ornamental design for a remote control, as shown and described.

**DESCRIPTION**

FIG. 1 is a perspective view of the remote control from the front, right and top;  
FIG. 2 shows a top plan view of the remote control;  
FIG. 3 shows a bottom plan view of the remote control;  
FIG. 4 shows a right side elevational view of the remote control;  
FIG. 5 shows a left side elevational view of the remote control;  
FIG. 6 shows a front elevational view of the remote control; and,  
FIG. 7 shows a rear elevational view of the remote control.  
The broken lines, showing lighted button indicators, are for illustrative purposes only, and form no part of the claimed design.

**1 Claim, 6 Drawing Sheets**



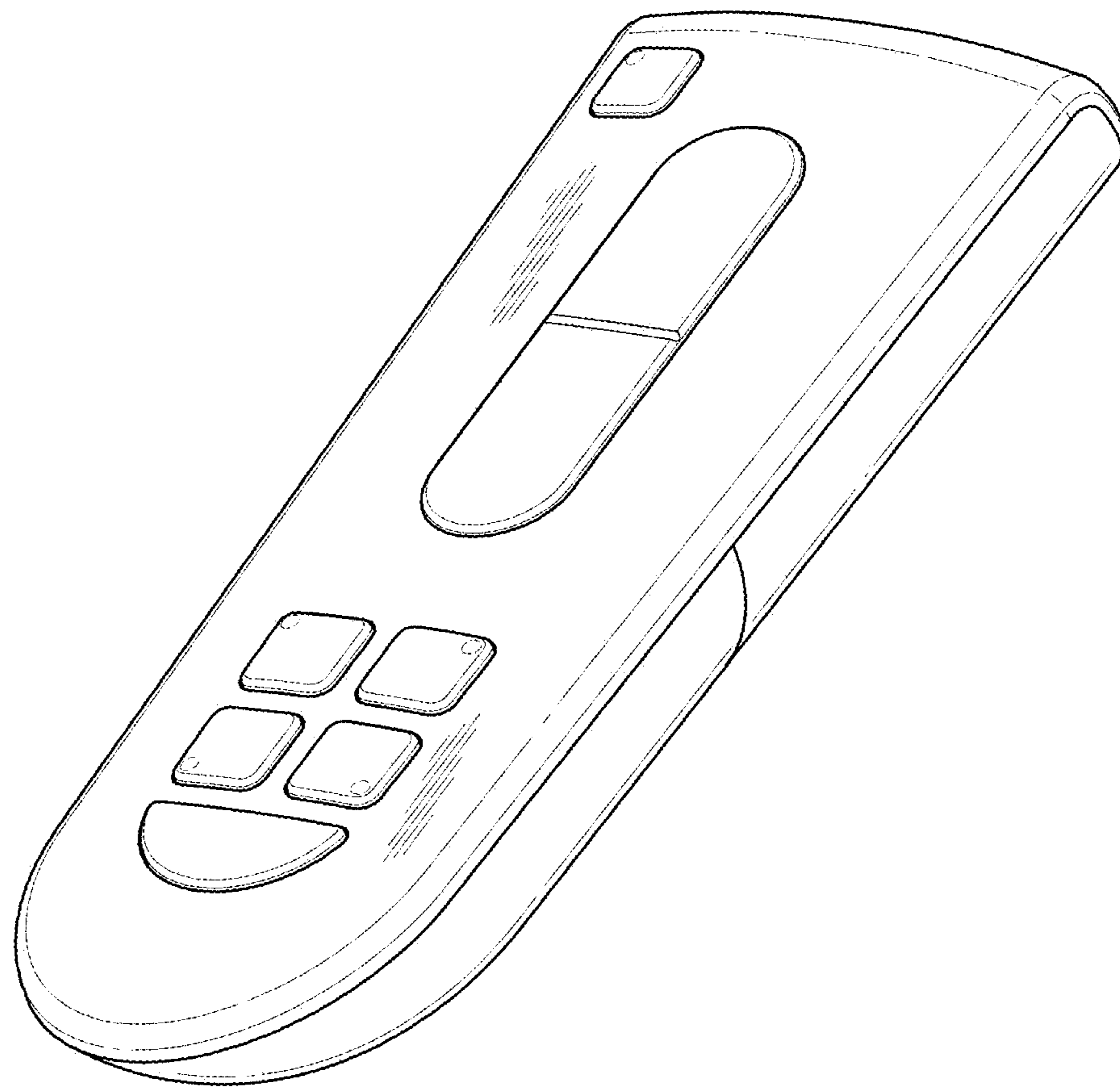


FIG. 1

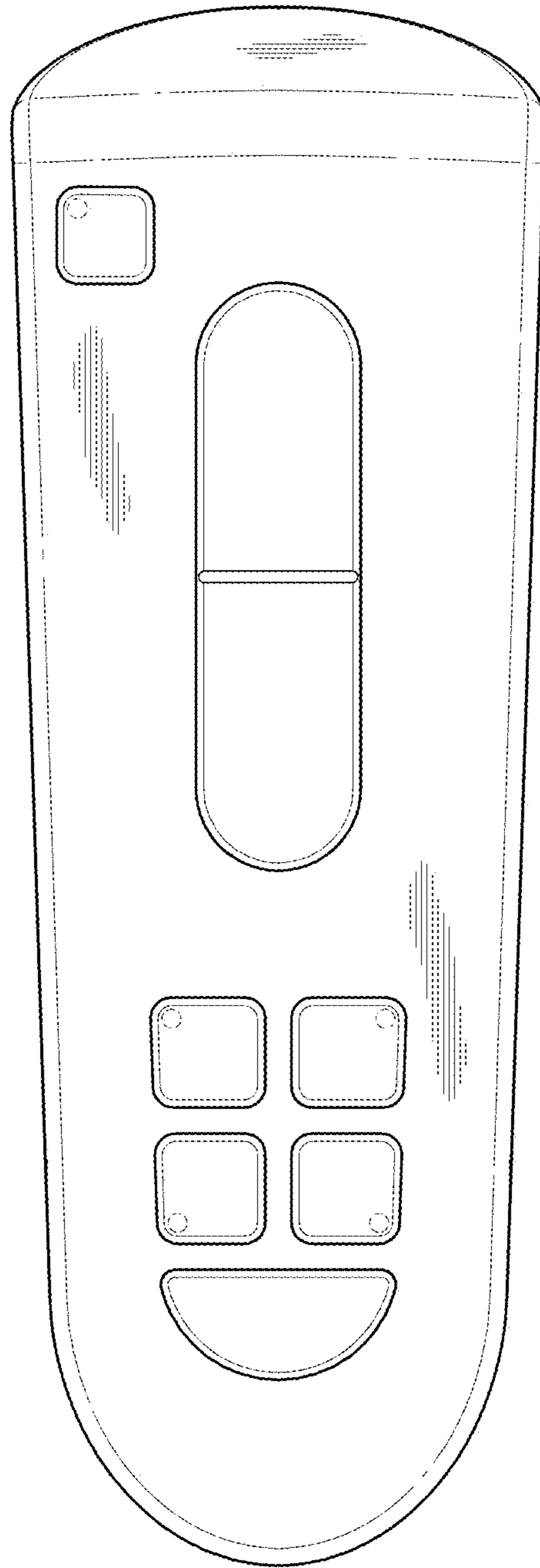


FIG. 2

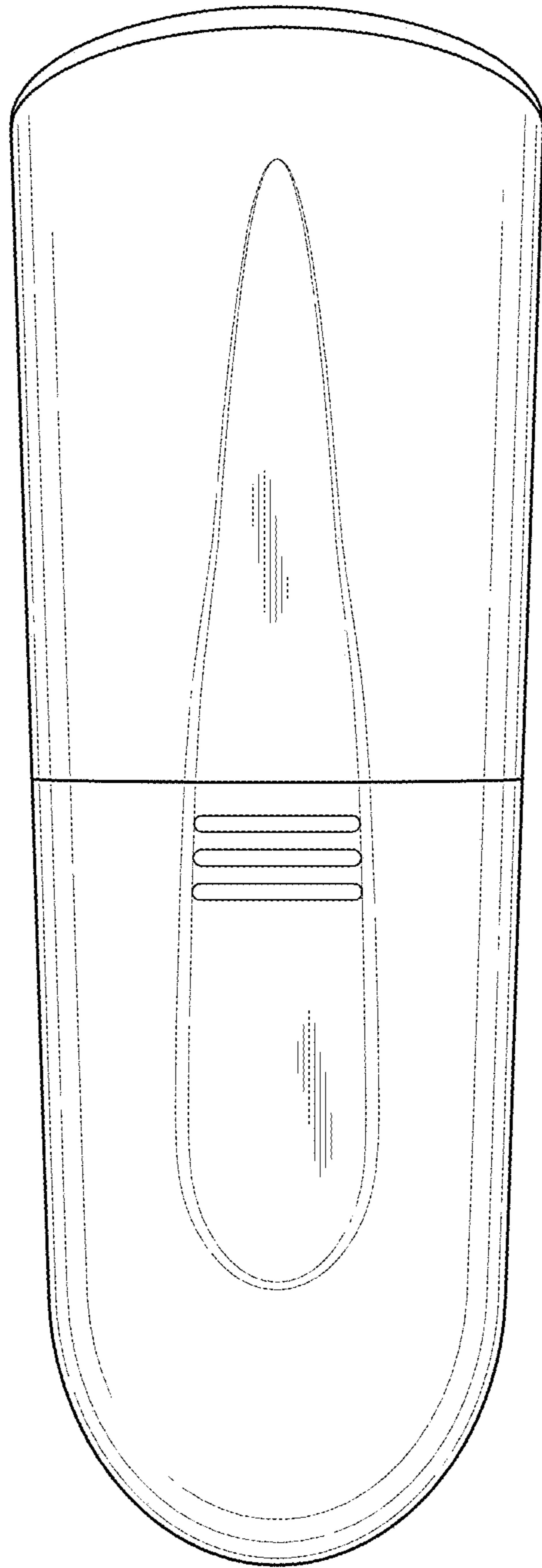


FIG. 3

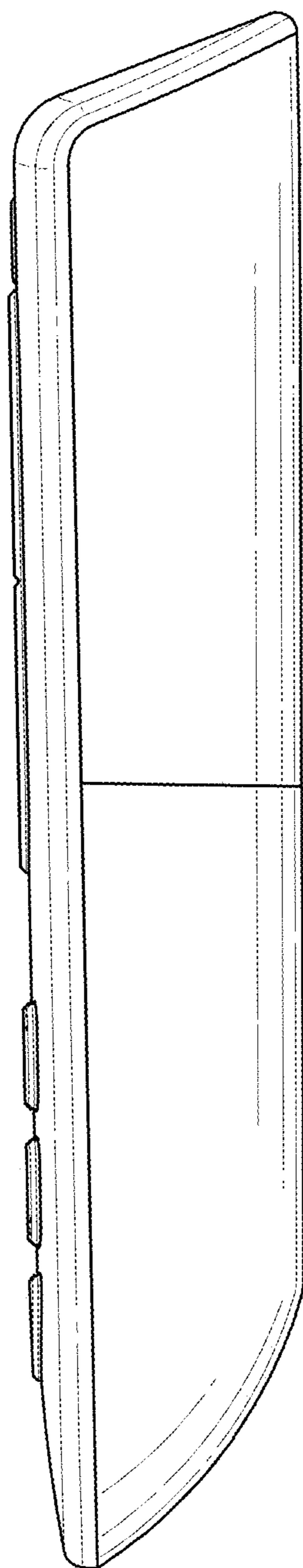


FIG. 4

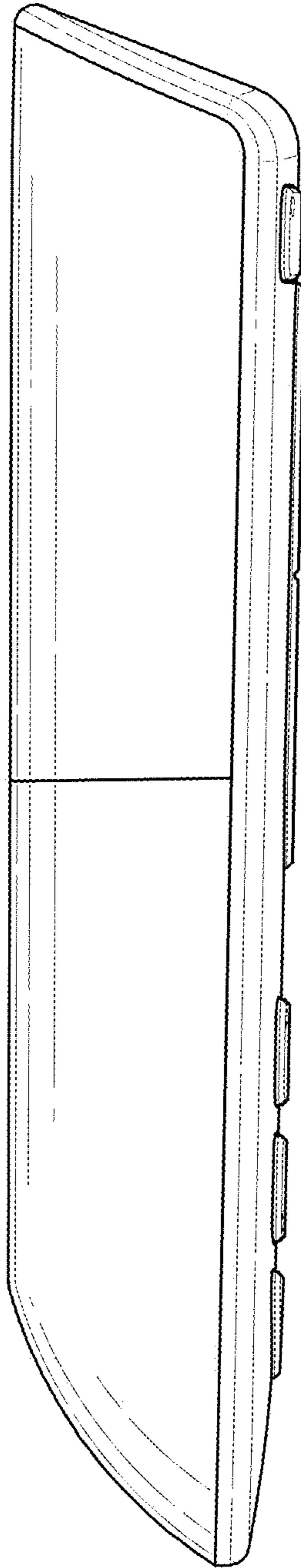


FIG. 5

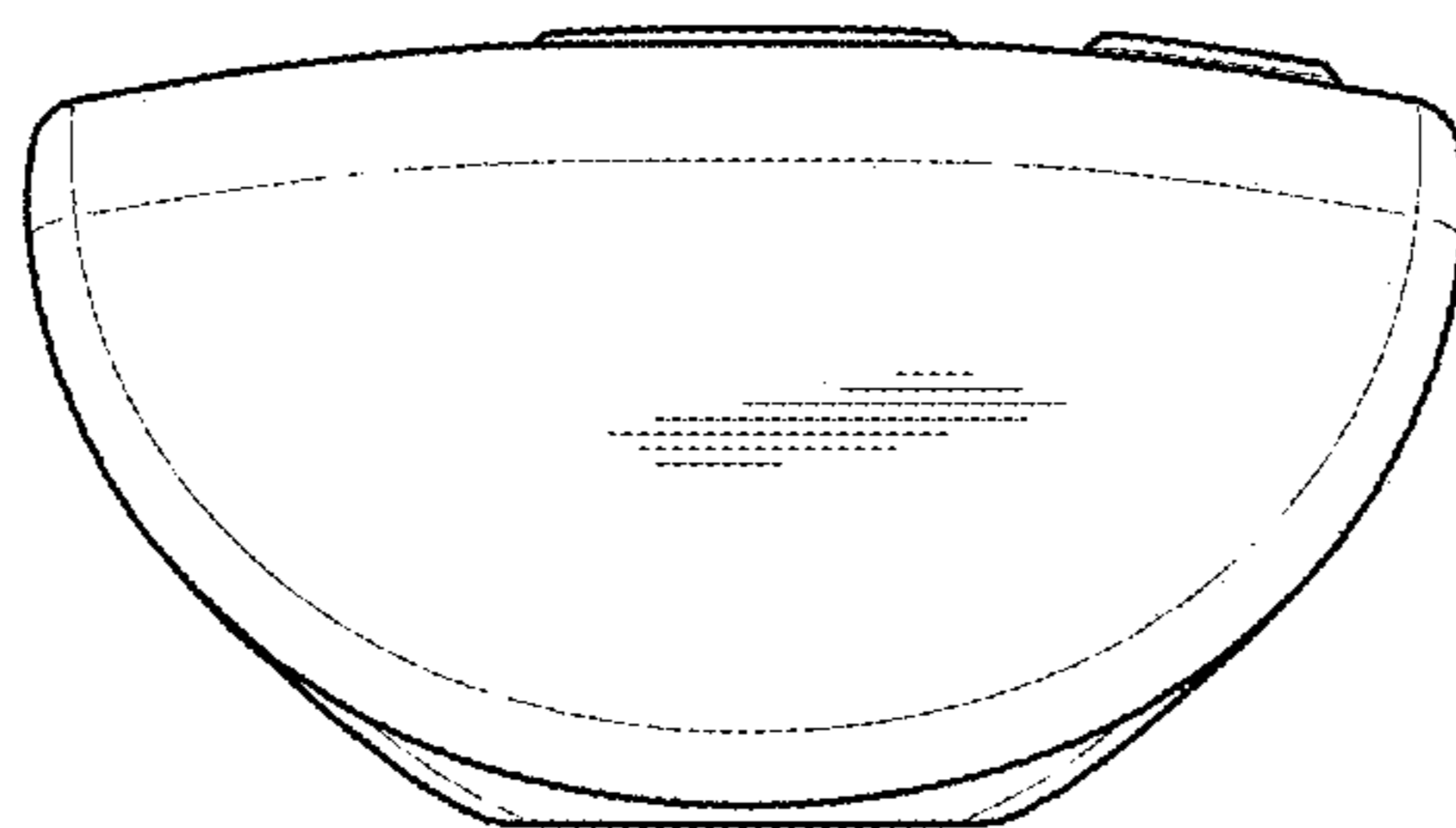


FIG. 6

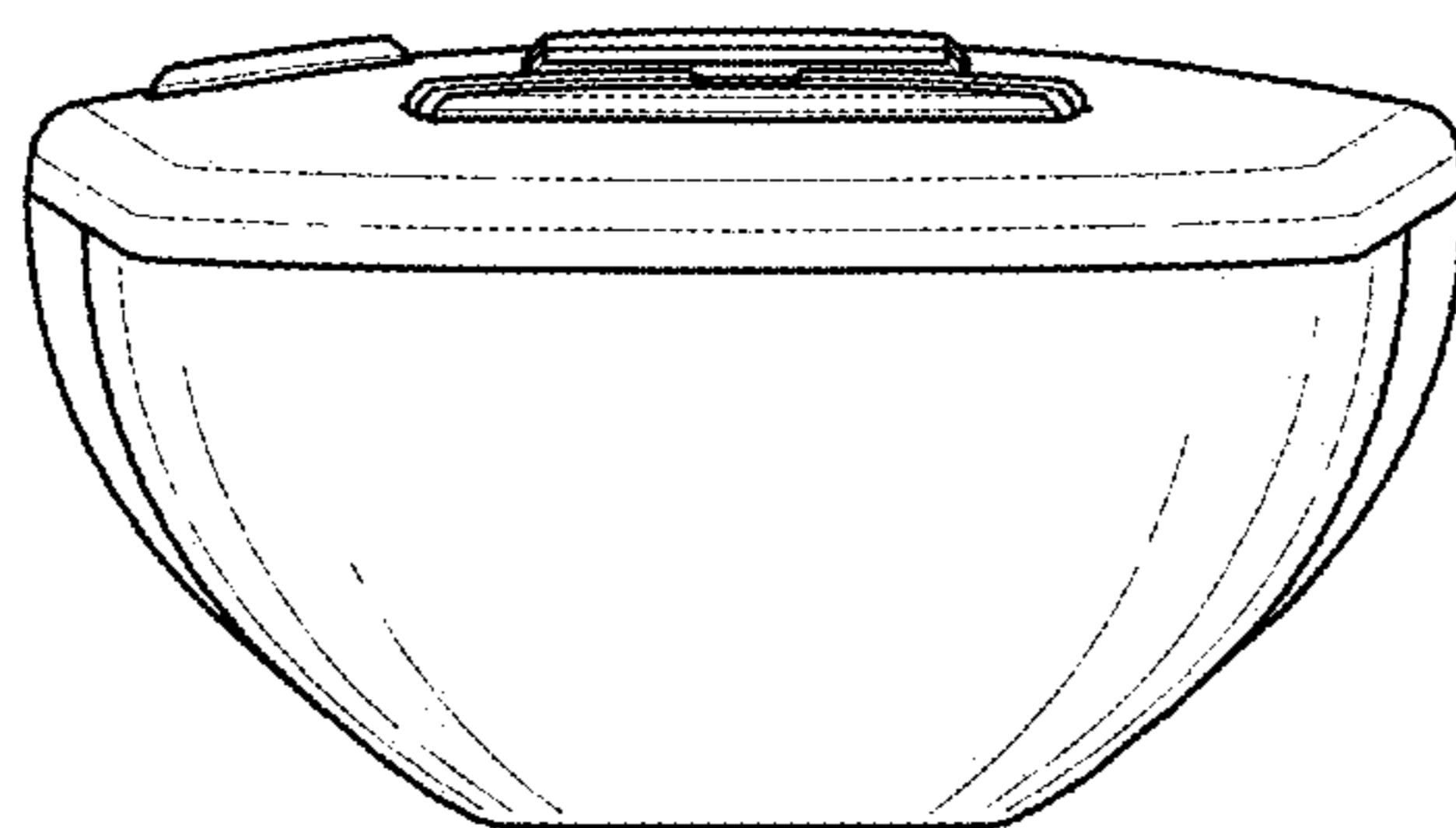


FIG. 7