



US00D695210S

(12) **United States Design Patent**
Tanaka

(10) **Patent No.:** **US D695,210 S**
(45) **Date of Patent:** **** Dec. 10, 2013**

- (54) **TIRE FOR AUTOMOBILE**
- (71) Applicant: **Kaori Tanaka**, Hyogo-ken (JP)
- (72) Inventor: **Kaori Tanaka**, Hyogo-ken (JP)
- (73) Assignee: **The Goodyear Tire & Rubber Company**, Akron, OH (US)
- (**) Term: **14 Years**
- (21) Appl. No.: **29/453,709**
- (22) Filed: **May 2, 2013**
- (51) **LOC (9) Cl.** **12-15**
- (52) **U.S. Cl.**
USPC **D12/600; D12/579**
- (58) **Field of Classification Search**
USPC D12/568–603, 900–901;
152/209.1–209.9, 209.11–209.19,
152/209.21–209.28, 455
See application file for complete search history.

D481,668 S	11/2003	Hanna	D12/579
D492,643 S	7/2004	Robert	D12/579
D498,729 S	11/2004	Neubauer et al.	D12/579
D499,066 S	11/2004	Covey	D12/579
D517,977 S	3/2006	Robert	D12/579
D529,434 S	10/2006	Regallis et al.	D12/579
D530,265 S	10/2006	Hutz et al.	D12/579
D549,157 S	8/2007	Maus et al.	D12/544
D549,163 S	8/2007	Maus et al.	D12/579
D573,941 S	7/2008	Song	D12/579
D573,942 S	7/2008	Song	D12/579
D577,657 S	9/2008	Maus et al.	D12/544
D586,731 S	2/2009	Neubauer et al.	D12/579
D586,735 S	2/2009	Lo	D12/602
D598,369 S	8/2009	Beha	D12/602
D598,370 S	8/2009	Beha	D12/602
D601,086 S	9/2009	Maus et al.	D12/602
D604,690 S	11/2009	Dixon et al.	D12/579
D606,929 S	* 12/2009	Song	D12/579
D610,074 S	* 2/2010	Cerny	D12/579
D620,428 S	7/2010	Rayman	D12/579
D631,002 S	1/2011	Cazin-Bourguignon et al.	D12/602
D634,266 S	* 3/2011	Shan et al.	D12/599
D648,262 S	11/2011	Hermann et al.	D12/579
D673,896 S	1/2013	Dixon et al.	D12/581
D678,831 S	* 3/2013	Hermann et al.	D12/579

(56) **References Cited**

U.S. PATENT DOCUMENTS

D259,112 S	5/1981	Candiliotis	D12/146
D273,777 S	5/1984	Igarashi et al.	D12/147
D302,411 S	7/1989	Goergen et al.	D12/146
D302,412 S	7/1989	Goergen et al.	D12/146
D350,093 S	* 8/1994	Fukushima	D12/600
D371,097 S	* 6/1996	Fukushima	D12/600
D384,622 S	* 10/1997	Scheuren et al.	D12/600
D385,519 S	10/1997	de Briey-Terlinden et al.	D12/147
D388,033 S	12/1997	Scheuren et al.	D12/146
D400,479 S	11/1998	Baus	D12/147
D412,302 S	7/1999	Rayman et al.	D12/146
D419,119 S	1/2000	Beauguitte et al.	D12/147
D420,630 S	* 2/2000	De Coninck et al.	D12/600
D444,107 S	6/2001	Rayman	D12/147
D444,109 S	6/2001	De Coninck et al.	D12/147
D457,489 S	5/2002	Rayman	D12/579
D457,854 S	5/2002	Rayment	D12/579
D458,585 S	6/2002	Rayman	D12/602
D458,895 S	6/2002	Rayman	D12/579

* cited by examiner

Primary Examiner — Stacia Cadmus

(74) *Attorney, Agent, or Firm* — Richard B. O'Planick

(57) **CLAIM**

The ornamental design for a tire for automobile, as shown and described.

DESCRIPTION

FIG. 1 is a perspective view of a tire for automobile showing my new design, it being understood that the pattern repeats uniformly throughout the circumference of the tread;
FIG. 2 is a front elevational view thereof;
FIG. 3 is a right side elevational view thereof; the opposite side elevational view being identical thereto; and,
FIG. 4 is an enlarged fragmentary front elevational view thereof.

1 Claim, 4 Drawing Sheets

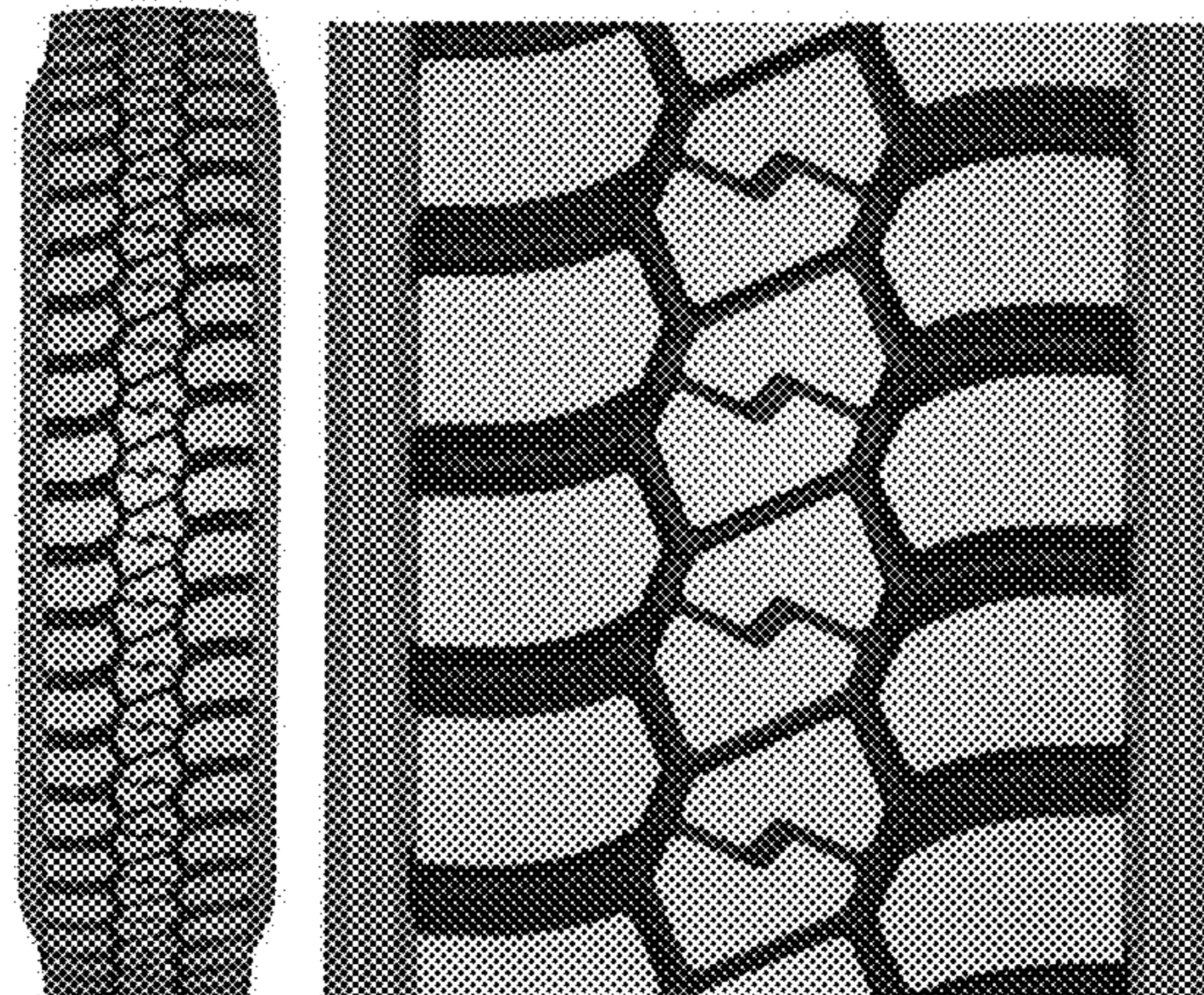




FIG - 1

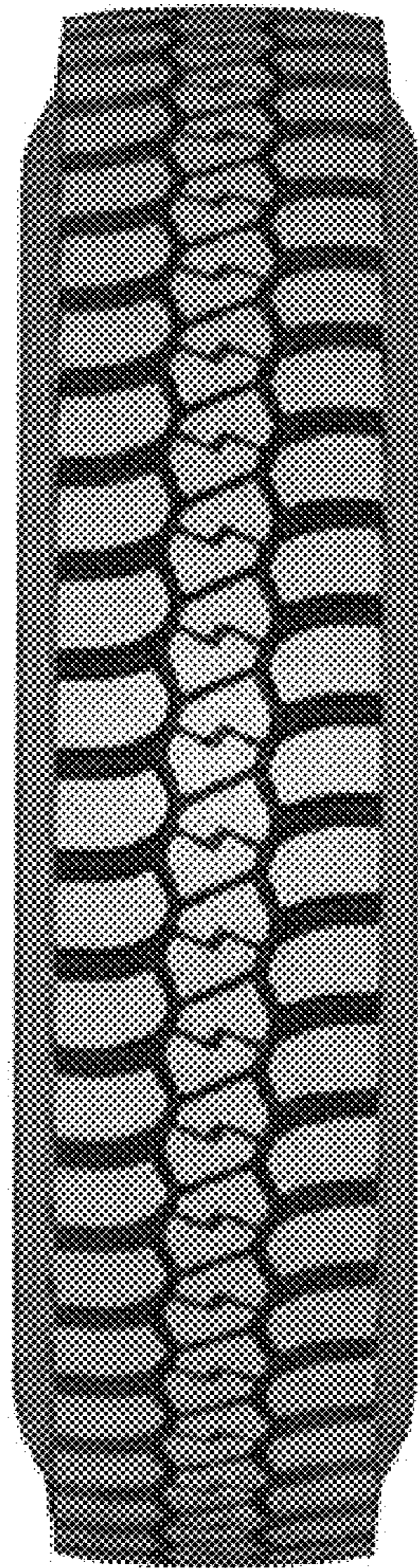


FIG - 2




FIG - 3




FIG - 4