

US00D695208S

(12) **United States Design Patent**
Stroud et al.

(10) **Patent No.:** **US D695,208 S**
(45) **Date of Patent:** **** Dec. 10, 2013**

(54) **ORGANIZER**

(71) Applicants: **Annette Marie Stroud**, Chattanooga, TN (US); **Johnny Brown**, Chattanooga, TN (US)

(72) Inventors: **Annette Marie Stroud**, Chattanooga, TN (US); **Johnny Brown**, Chattanooga, TN (US)

(**) Term: **14 Years**

(21) Appl. No.: **29/436,330**

(22) Filed: **Nov. 5, 2012**

(51) **LOC (9) Cl.** **12-16**

(52) **U.S. Cl.**
USPC **D12/417**

(58) **Field of Classification Search**
USPC D3/247; D12/417, 191; D6/626, 300; 224/311-312

See application file for complete search history.

(56) **References Cited**

U.S. PATENT DOCUMENTS

5,329,947 A * 7/1994 Shikler 132/304
D432,490 S * 10/2000 Golenz D12/417
D436,916 S * 1/2001 Eskandry D12/417

D491,879 S * 6/2004 Alves et al. D12/417
D493,325 S * 7/2004 Hassett D6/626
D505,107 S * 5/2005 Bergh et al. D12/417
D578,469 S * 10/2008 Fair et al. D12/417
D683,140 S * 5/2013 Stroud et al. D6/300

* cited by examiner

Primary Examiner — Holly Baynham

(74) *Attorney, Agent, or Firm* — Frank Marino

(57) **CLAIM**

The ornamental design for an organizer, as shown and described.

DESCRIPTION

FIG. 1 is a perspective view of an organizer according to our new design;

FIG. 2 is a front view of the organizer of FIG. 1;

FIG. 3 is a bottom view of the organizer of FIG. 1, the top view being a mirror image thereof;

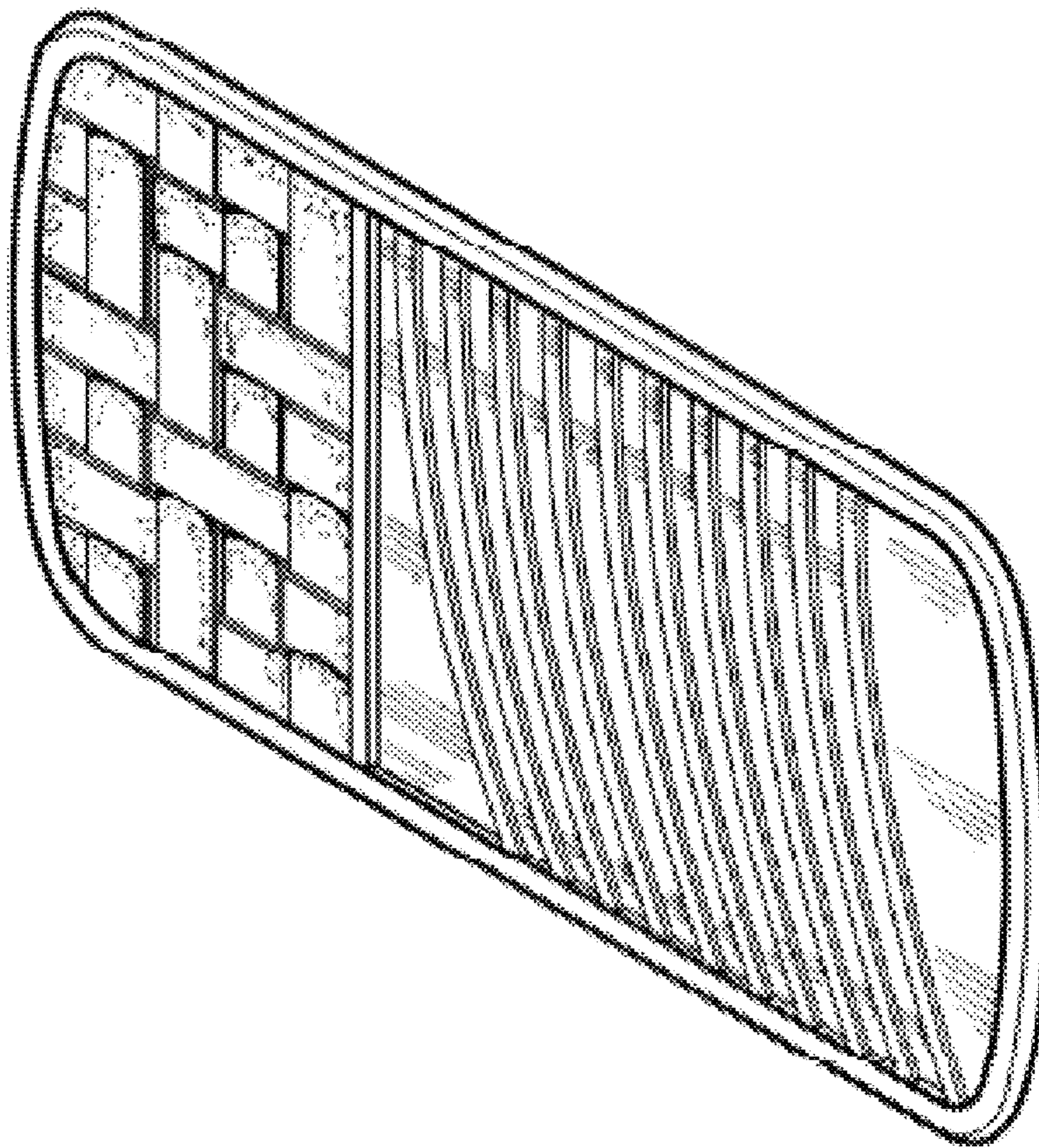
FIG. 4 is a rear view of the organizer of FIG. 1;

FIG. 5 is a right side view of the organizer of FIG. 1, the left side view being a mirror image thereof; and,

FIG. 6 is a cross-sectional view of the organizer of FIG. 1, taken at line 6-6 of FIG. 2.

The broken lines showing straps are for the purposes of illustrating environment and form no part of the claimed design.

1 Claim, 1 Drawing Sheet



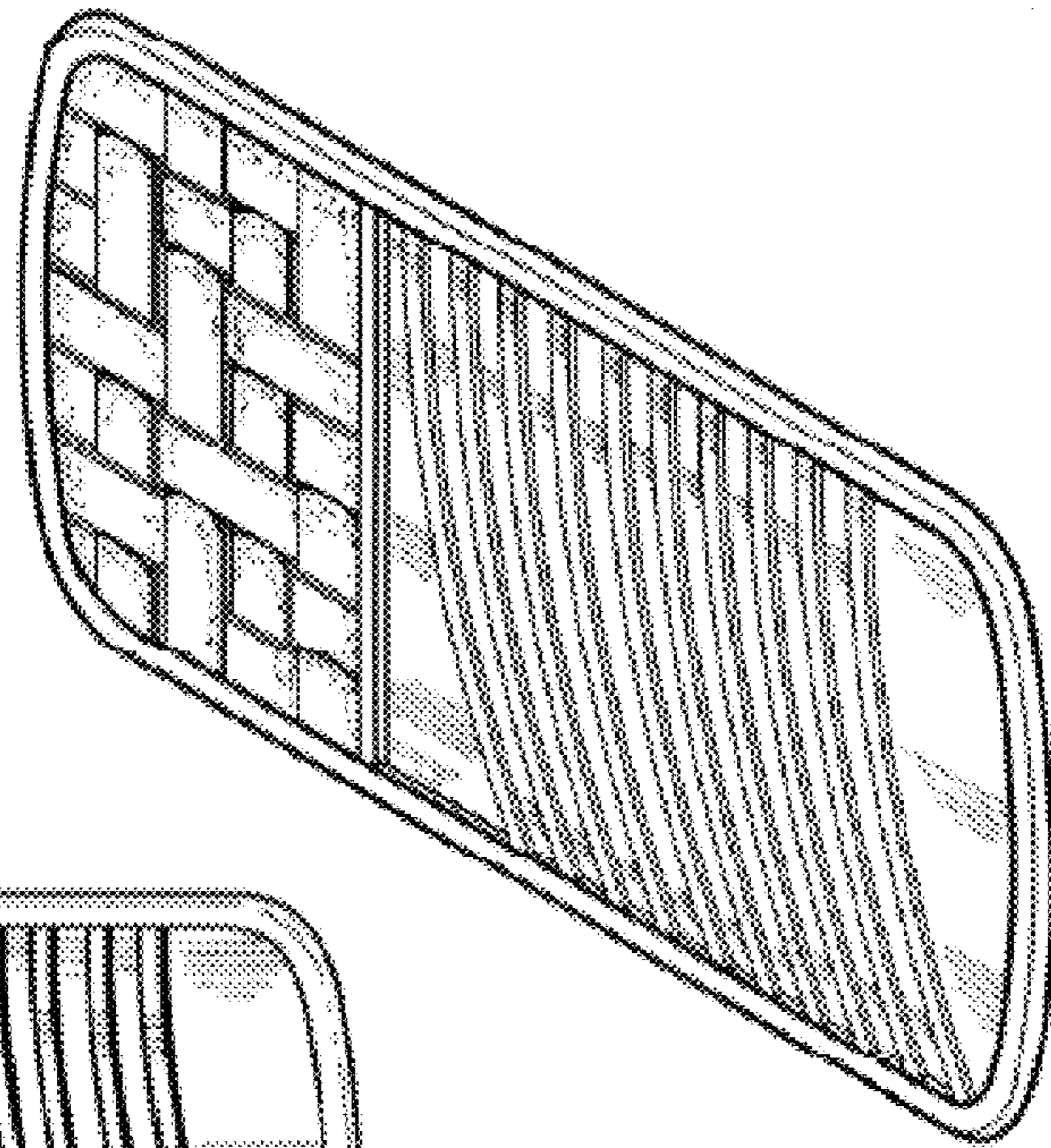


Fig. 1

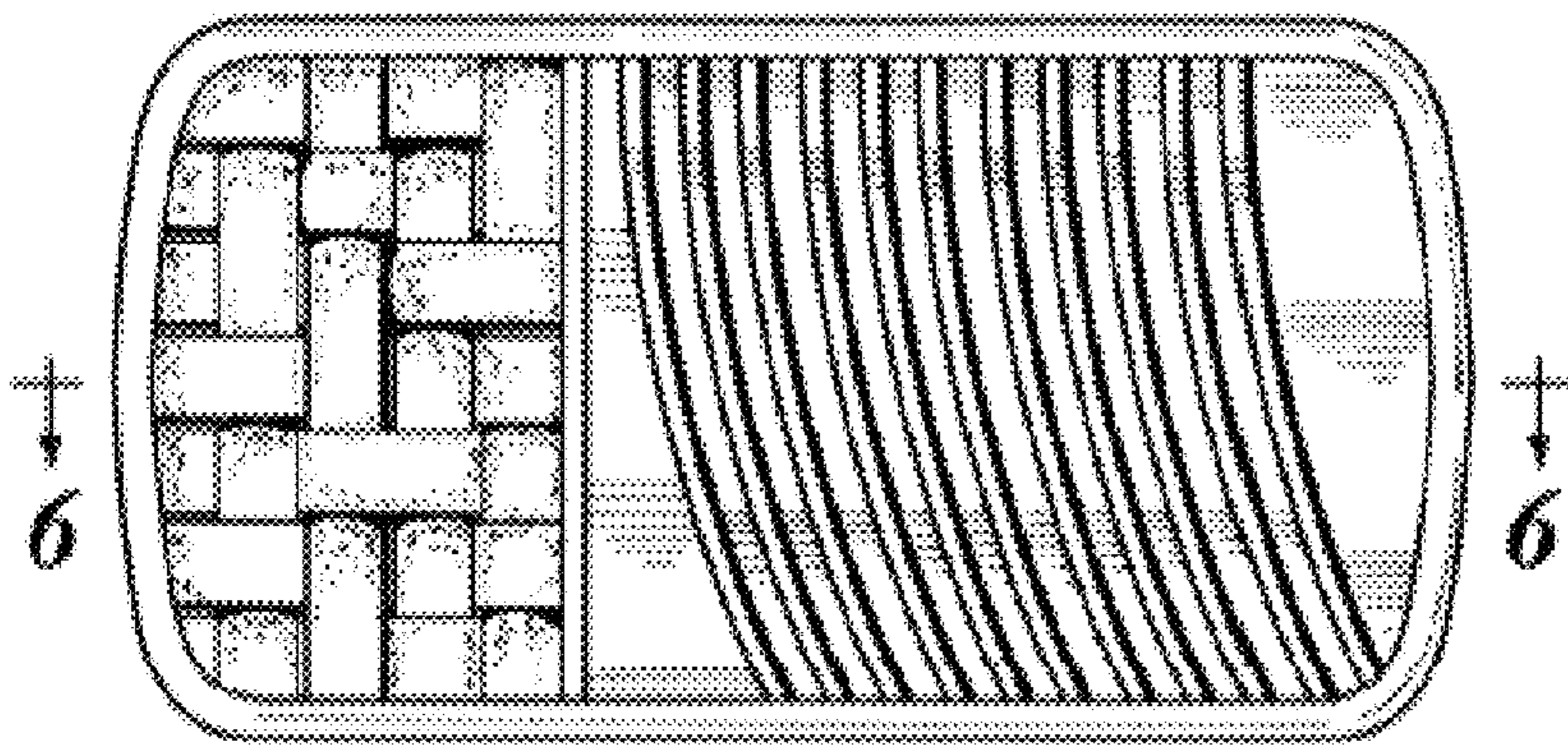


Fig. 2




Fig. 3

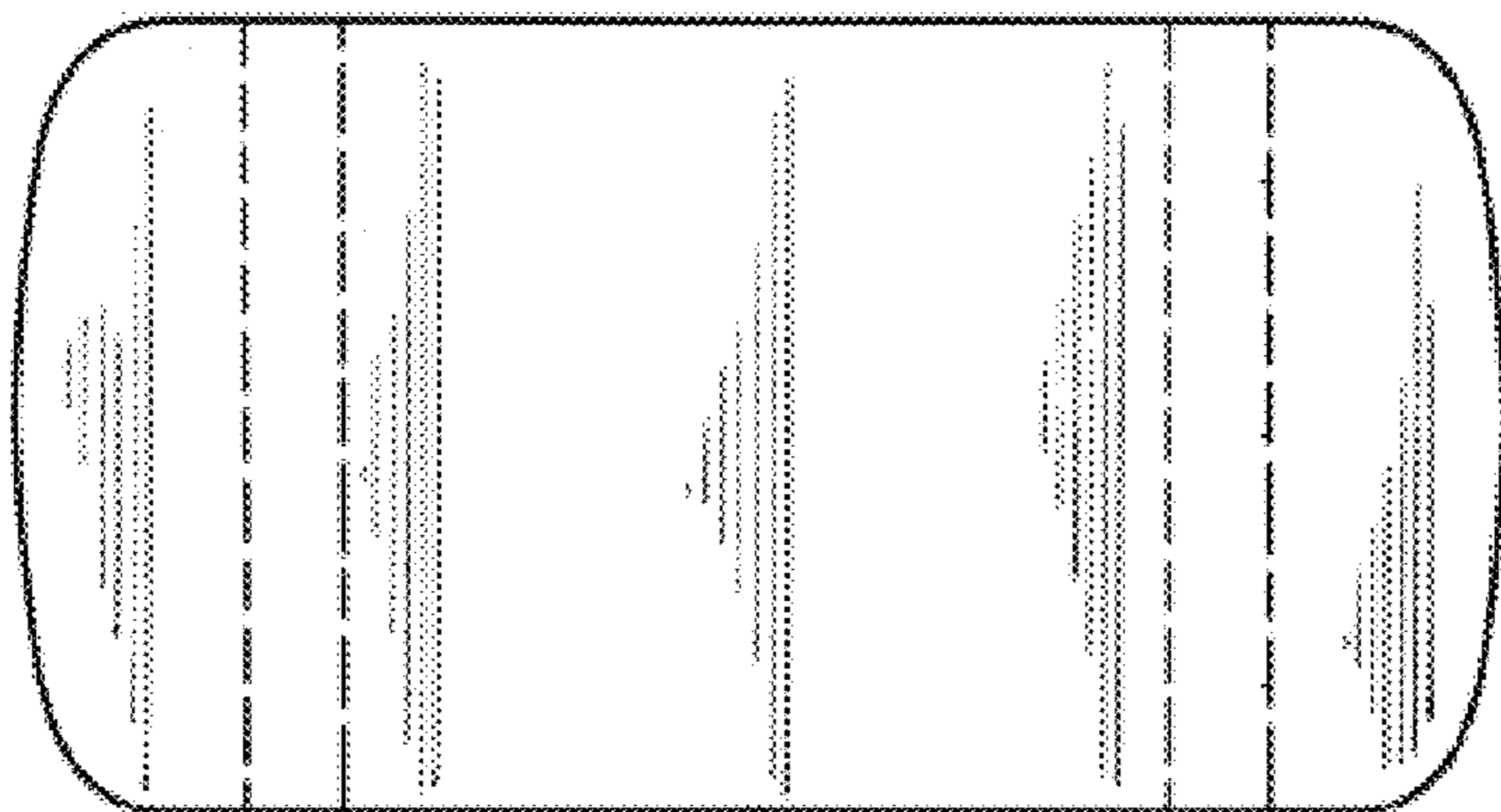


Fig. 4



Fig. 6



Fig. 5