



US00D695207S

(12) **United States Design Patent**
Dams

(10) **Patent No.:** **US D695,207 S**

(45) **Date of Patent:** **** Dec. 10, 2013**

(54) **INSTRUMENT CASING**

(75) **Inventor:** **Frederic Dams**, Market Drayton (GB)

(73) **Assignee:** **Bentley Motors Limited**, Crewe,
Cheshire (GB)

(**) **Term:** **14 Years**

(21) **Appl. No.:** **29/430,801**

(22) **Filed:** **Aug. 30, 2012**

(30) **Foreign Application Priority Data**

Mar. 1, 2012 (EM) 2001230

(51) **LOC (9) Cl.** **12-16**

(52) **U.S. Cl.**
USPC **D12/415; D10/98; D10/99**

(58) **Field of Classification Search**
USPC D10/98-100; D12/174, 223, 400,
D12/415-426.1; 73/715-722, 431; 180/90,
180/315; 200/83, 83 B, 83 C, 83 L; 280/750;
296/70-74, 191; 324/110-116, 119

See application file for complete search history.

(56) **References Cited**

U.S. PATENT DOCUMENTS

D412,859 S *	8/1999	Thiel	D10/99
D488,735 S *	4/2004	Palmer et al.	D10/99
D514,007 S *	1/2006	Buchanan	D10/99
D516,441 S *	3/2006	Iida et al.	D10/98
D554,006 S *	10/2007	Autio et al.	D10/99

* cited by examiner

Primary Examiner — Antoine D Davis

(74) *Attorney, Agent, or Firm* — Barlow, Josephs & Holmes,
Ltd.

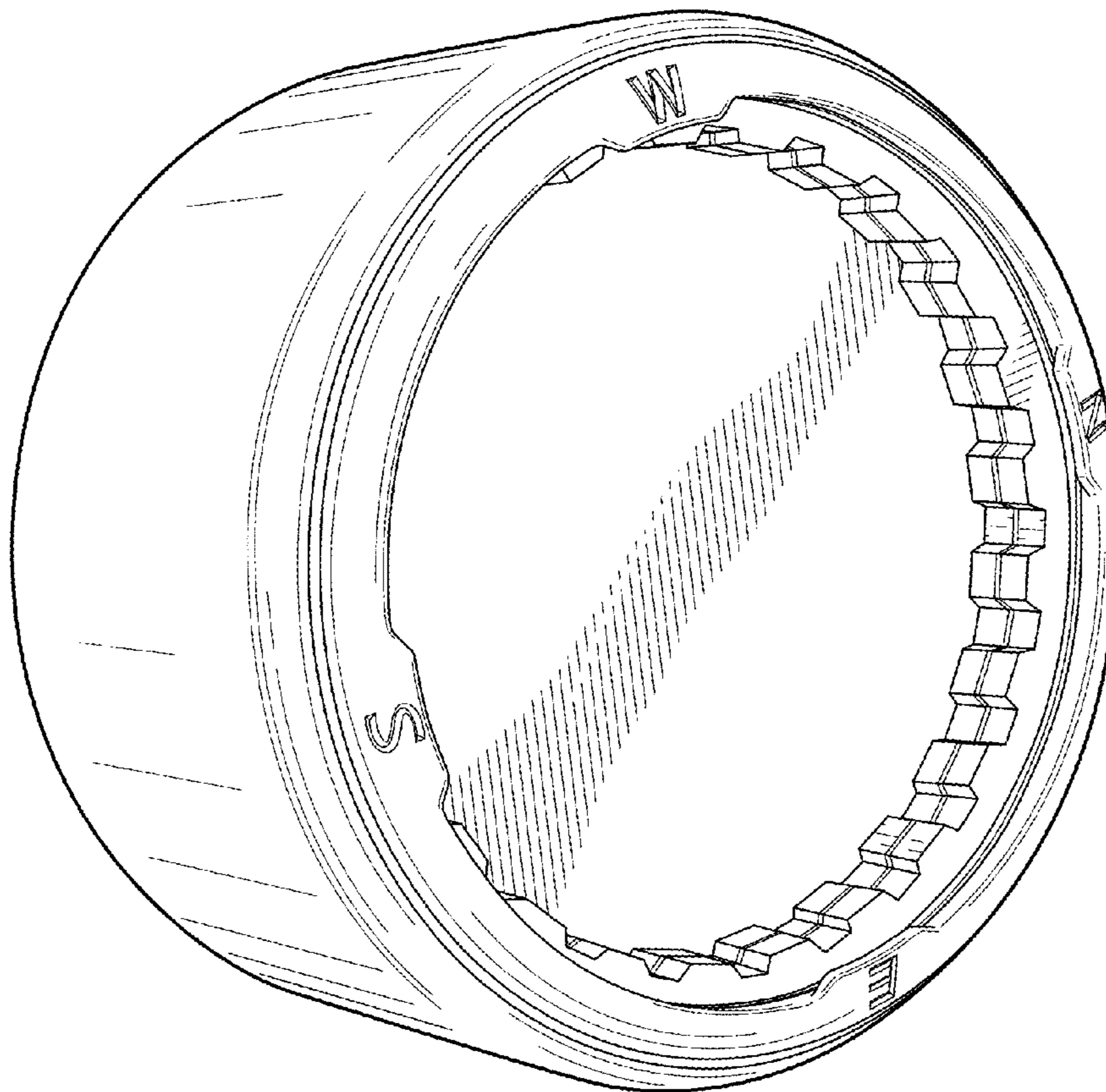
(57) **CLAIM**

The ornamental design for an instrument casing, as shown
and described.

DESCRIPTION

FIG. 1 is a perspective view of an instrument casing in accordance with the present design; and,
FIG. 2 is a front view thereof.

1 Claim, 2 Drawing Sheets



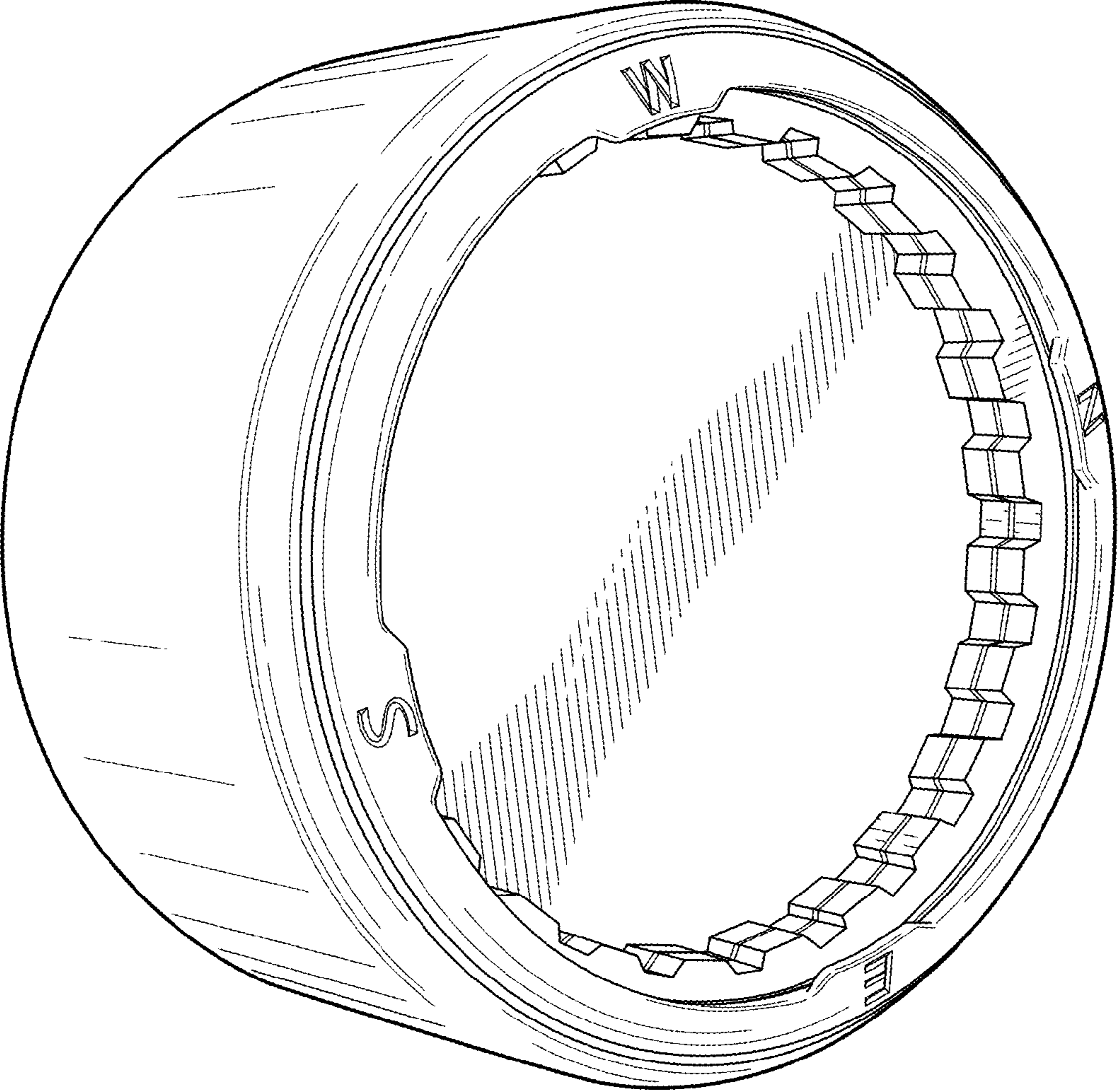


FIG. 1

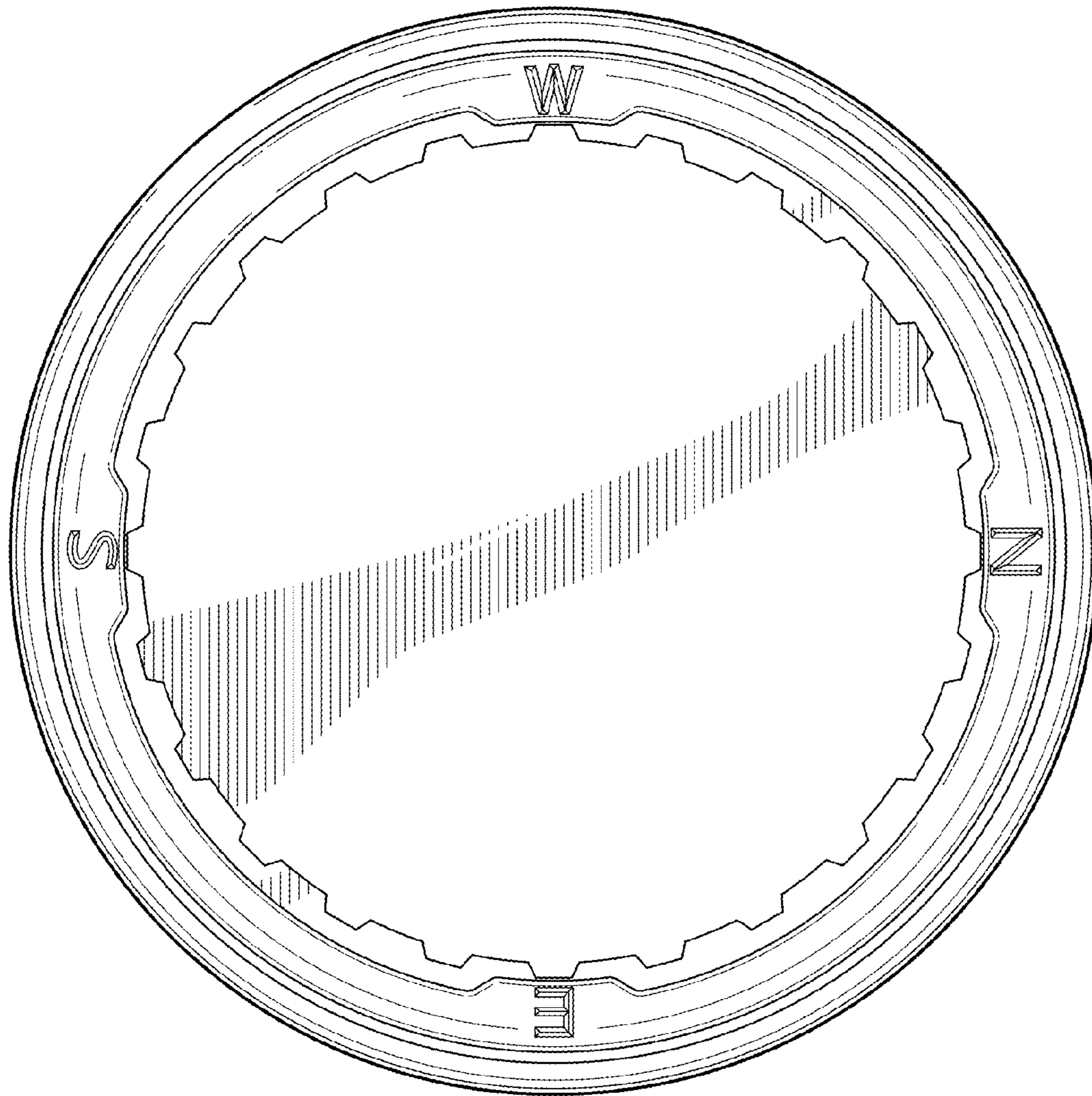


FIG. 2