



US00D695187S

(12) **United States Design Patent**  
**Mielke et al.**

(10) **Patent No.:** **US D695,187 S**

(45) **Date of Patent:** **\*\* Dec. 10, 2013**

(54) **VEHICLE WHEEL**

(71) Applicant: **Bayerische Motoren Werke Aktiengesellschaft, Munich (DE)**

(72) Inventors: **Gerrit Roland Udo Mielke, Munich (DE); Marcus Wiedemann, Munich (DE)**

(73) Assignee: **Bayerische Motoren Werke Aktiengesellschaft, Munich (DE)**

(\*\*) Term: **14 Years**

(21) Appl. No.: **29/450,378**

(22) Filed: **Mar. 18, 2013**

(30) **Foreign Application Priority Data**

Sep. 28, 2012 (DE) ..... 40 2012 100 839

(51) **LOC (9) Cl.** ..... **12-16**

(52) **U.S. Cl.**  
USPC ..... **D12/209**

(58) **Field of Classification Search**  
USPC ..... D12/204-213; 301/37.101, 64.101, 65, 301/64.201

See application file for complete search history.

(56) **References Cited**

**U.S. PATENT DOCUMENTS**

D325,189 S 4/1992 Kapitza  
D390,822 S \* 2/1998 Neeper ..... D12/209

D435,004 S \* 12/2000 Noriega ..... D12/209  
D567,167 S 4/2008 Forster  
D616,799 S \* 6/2010 Zhao ..... D12/209  
D617,249 S \* 6/2010 Juergens et al. .... D12/211  
D626,052 S 10/2010 Majdandzic  
D635,077 S \* 3/2011 Nordmann ..... D12/209  
D655,657 S \* 3/2012 Juergens et al. .... D12/209  
D669,833 S \* 10/2012 Pollmann ..... D12/209  
D671,475 S \* 11/2012 Juergens et al. .... D12/209

**FOREIGN PATENT DOCUMENTS**

DE M8908658.9 8/1990  
EM 000735758-0006 7/2007  
EM 001684507-0004 10/2010  
EM 002016113-0001 3/2012

\* cited by examiner

*Primary Examiner* — Stacia Cadmus

(74) *Attorney, Agent, or Firm* — Crowell & Moring LLP

(57) **CLAIM**

The ornamental design for a vehicle wheel, as shown and described.

**DESCRIPTION**

FIG. 1 is a perspective view of a vehicle wheel according to the design;  
FIG. 2 is an additional perspective view thereof;  
FIG. 3 is an additional perspective view thereof;  
FIG. 4 is a front view thereof;  
FIG. 5 is a rear view thereof in a lighter gray scale, representing environmental features that form no part of the claimed design; and,  
FIG. 6 is a side view thereof.

**1 Claim, 6 Drawing Sheets**








Fig. 1





Fig. 2





Fig. 3





Fig. 4






Fig. 5




Fig. 6