



US00D695185S

(12) **United States Design Patent**  
**Juergens et al.**

(10) **Patent No.:** **US D695,185 S**

(45) **Date of Patent:** **\*\* Dec. 10, 2013**

(54) **VEHICLE WHEEL**

(71) Applicant: **Bayerische Motoren Werke Aktiengesellschaft, Munich (DE)**

(72) Inventors: **Dirk Juergens, Munich (DE); Rainer Mueller, Munich (DE)**

(73) Assignee: **Bayerische Motoren Werke Aktiengesellschaft, Munich (DE)**

(\*\*) Term: **14 Years**

(21) Appl. No.: **29/450,353**

(22) Filed: **Mar. 18, 2013**

(30) **Foreign Application Priority Data**

Sep. 20, 2012 (DE) ..... 40 2012 100 805

(51) **LOC (9) Cl.** ..... **12-16**

(52) **U.S. Cl.**  
USPC ..... **D12/209**

(58) **Field of Classification Search**  
USPC ..... D12/204-213; 301/37.101, 64.101, 65, 301/64.201

See application file for complete search history.

(56) **References Cited**

**U.S. PATENT DOCUMENTS**

D325,189 S	4/1992	Kapitza	
D379,612 S *	6/1997	Honarkhah	D12/209
D390,822 S *	2/1998	Neeper	D12/209
D407,057 S	3/1999	Goplen	
D430,842 S *	9/2000	Chinellato	D12/209
D431,514 S *	10/2000	Cullen	D12/209
D513,487 S	1/2006	Wachtler	
D569,322 S *	5/2008	Scheu	D12/211
D574,311 S *	8/2008	Chung	D12/209

D588,517 S *	3/2009	Aroney	D12/211
D590,322 S *	4/2009	Rak	D12/211
D594,800 S	6/2009	Blasi	
D597,015 S	7/2009	Juergens et al.	
D617,249 S	6/2010	Juergens et al.	
D655,657 S	3/2012	Juergens et al.	
D660,767 S *	5/2012	von Holzhausen et al.	D12/209
D666,958 S *	9/2012	Suzuki	D12/211
D669,833 S *	10/2012	Pollmann	D12/209
D678,164 S *	3/2013	Badstuebner	D12/211

**FOREIGN PATENT DOCUMENTS**

DE	M8908658.9	8/1990
DE	M9701285.8	6/1997
EM	000141791-0007	6/2004
EM	001049324-0001	9/2009
EM	001036552-0002	11/2009
EM	001598277-0003	1/2010
EM	001804675-0007	11/2011

\* cited by examiner

*Primary Examiner* — Stacia Cadmus

(74) *Attorney, Agent, or Firm* — Crowell & Moring LLP

(57) **CLAIM**

The ornamental design for a vehicle wheel, as shown and described.

**DESCRIPTION**

FIG. 1 is a perspective view of a vehicle wheel according to the design;  
FIG. 2 is an additional perspective view thereof;  
FIG. 3 is an additional perspective view thereof;  
FIG. 4 is a front view thereof;  
FIG. 5 is a rear view thereof in a lighter gray scale, representing environmental features that form no part of the claimed design; and,  
FIG. 6 is a side view thereof.

**1 Claim, 6 Drawing Sheets**







Fig. 1



Fig. 2



Fig. 3



Fig. 4



Fig. 5




Fig. 6