



US00D695184S

(12) **United States Design Patent**  
**Pollmann**

(10) **Patent No.:** **US D695,184 S**

(45) **Date of Patent:** **\*\* Dec. 10, 2013**

(54) **VEHICLE WHEEL**

(71) Applicant: **Bayerische Motoren Werke Aktiengesellschaft, Munich (DE)**

(72) Inventor: **Gert Pollmann, Boehmfeld (DE)**

(73) Assignee: **Bayerische Motoren Werke Aktiengesellschaft, Munich (DE)**

(\*\*) Term: **14 Years**

(21) Appl. No.: **29/450,351**

(22) Filed: **Mar. 18, 2013**

(30) **Foreign Application Priority Data**

Sep. 20, 2012 (DE) ..... 40 2012 100 805

(51) **LOC (9) Cl.** ..... **12-16**

(52) **U.S. Cl.**  
USPC ..... **D12/209**

(58) **Field of Classification Search**  
USPC ..... D12/204-213; 301/37.101, 64.101, 65,  
301/64.201  
See application file for complete search history.

(56) **References Cited**

**U.S. PATENT DOCUMENTS**

D325,189 S	4/1992	Kapitza	
D455,991 S *	4/2002	Kaucher	D12/209
D538,216 S	3/2007	Sycha	
D581,337 S *	11/2008	Juergens et al.	D12/209
D589,425 S	3/2009	Theiss	
D619,524 S *	7/2010	Gabath	D12/209
D619,951 S *	7/2010	Baum	D12/209
D631,812 S *	2/2011	Juergens et al.	D12/209
D631,814 S *	2/2011	Baum	D12/209
D652,361 S	1/2012	Forschner	
D654,842 S *	2/2012	Blasi	D12/209
D655,660 S *	3/2012	Stucki	D12/209

D664,488 S *	7/2012	Guille	D12/209
D664,908 S *	8/2012	Kim	D12/209
D665,322 S *	8/2012	Kim	D12/204
D669,833 S	10/2012	Pollmann	
D671,060 S	11/2012	Baum	
D671,474 S	11/2012	Juergens et al.	
D671,475 S *	11/2012	Juergens et al.	D12/209
D671,478 S	11/2012	Baum et al.	
D681,530 S *	5/2013	Zhang	D12/209

**FOREIGN PATENT DOCUMENTS**

DE	M8908658.9	8/1990
EM	000577945-0002	9/2006
EM	000825609-0002	11/2009
EM	001867169-0001	5/2011
EM	002016113-0001	3/2012
EM	002016113-0006	3/2012
EM	002016113-00015	3/2012
EM	002016113-0017	3/2012
EM	001772922-0017	8/2012

\* cited by examiner

*Primary Examiner* — Stacia Cadmus

(74) *Attorney, Agent, or Firm* — Crowell & Moring LLP

(57) **CLAIM**

The ornamental design for a vehicle wheel, as shown and described.

**DESCRIPTION**

FIG. 1 is a perspective view of a vehicle wheel according to the design;  
FIG. 2 is an additional perspective view thereof;  
FIG. 3 is an additional perspective view thereof;  
FIG. 4 is a front view thereof;  
FIG. 5 is a rear view thereof in a lighter gray scale, representing environmental features that form no part of the claimed design; and,  
FIG. 6 is a side view thereof.

**1 Claim, 6 Drawing Sheets**






Fig. 1



Fig. 2



Fig. 3



Fig. 4




Fig. 5




Fig. 6