

US00D695175S

(12) **United States Design Patent**
Hamilton et al.

(10) **Patent No.:** **US D695,175 S**

(45) **Date of Patent:** **** Dec. 10, 2013**

(54) **VEHICLE REAR EXHAUST TRIM**
(75) Inventors: **Christopher Hamilton**, Bloomfield Hills, MI (US); **Dillon Blanski**, Ferndale, MI (US); **Moray Callum**, Ann Arbor, MI (US)

(73) Assignee: **Ford Motor Company**, Dearborn, MI (US)

(**) Term: **14 Years**

(21) Appl. No.: **29/405,460**

(22) Filed: **Nov. 2, 2011**

(51) **LOC (9) Cl.** **12-16**

(52) **U.S. Cl.**
USPC **D12/194**

(58) **Field of Classification Search**
USPC D22/194; D15/5; 293/113; 29/890.08; 180/89.2, 296, 309; 181/247-249, 264, 181/282, 239-241, 227, 228; 60/303, 313, 60/323; 138/37-39, 44, 103, 109
See application file for complete search history.

(56) **References Cited**

U.S. PATENT DOCUMENTS

D159,865	S	*	8/1950	Russell	D12/194
D165,986	S	*	2/1952	Koonter	D12/194
D171,022	S	*	12/1953	Armstrong et al.	D12/194
D177,877	S	*	5/1956	Sandler	D12/194
2,868,229	A	*	1/1959	Russell	239/132.3
2,909,235	A	*	10/1959	Beranek	181/252
5,388,408	A	*	2/1995	Lawrence	60/324
D423,436	S	*	4/2000	Larson	D12/194

D467,209	S	*	12/2002	Burns	D12/194
D574,309	S	*	8/2008	Unfried et al.	D12/194
7,604,093	B2	*	10/2009	Bach	181/228
7,686,131	B1	*	3/2010	Osterkamp et al.	181/227
7,770,690	B2	*	8/2010	Schorn et al.	181/228

OTHER PUBLICATIONS

Aston Martin Brochure.
Car Advice, Oct. 5, 2011, 2013 Ford Mondeo Mule Spy Photot.
Ford EVOS Concept Brochure.

* cited by examiner

Primary Examiner — Michael A Pratt

(74) *Attorney, Agent, or Firm* — Damian Porcari


(57) **CLAIM**

The ornamental design for a vehicle rear exhaust trim, as shown and described.

DESCRIPTION

FIG. 1 is a left side elevational view of a left vehicle rear exhaust trim (the right vehicle rear exhaust trim being a mirror image and is not shown);
FIG. 2 is a right side elevational view of the vehicle rear exhaust trim;
FIG. 3 is a front elevational view of the vehicle rear exhaust trim;
FIG. 4 is a top plan view of the vehicle rear exhaust trim;
FIG. 5 is a bottom plan view of the vehicle rear exhaust trim;
FIG. 6 is a perspective view of the vehicle rear exhaust trim;
and,
FIG. 7 is another perspective view of the vehicle rear exhaust trim.

1 Claim, 7 Drawing Sheets



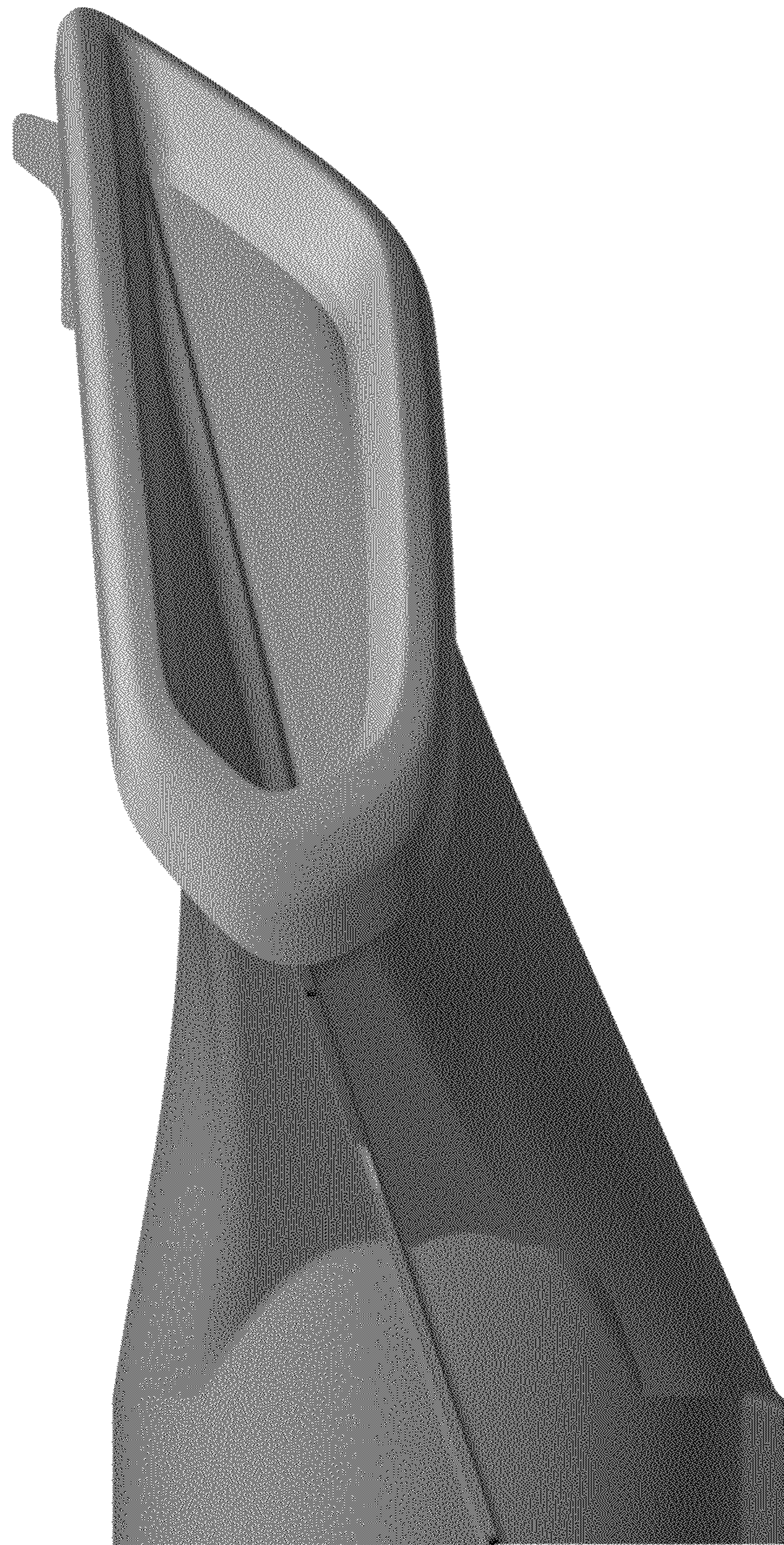


Figure 1

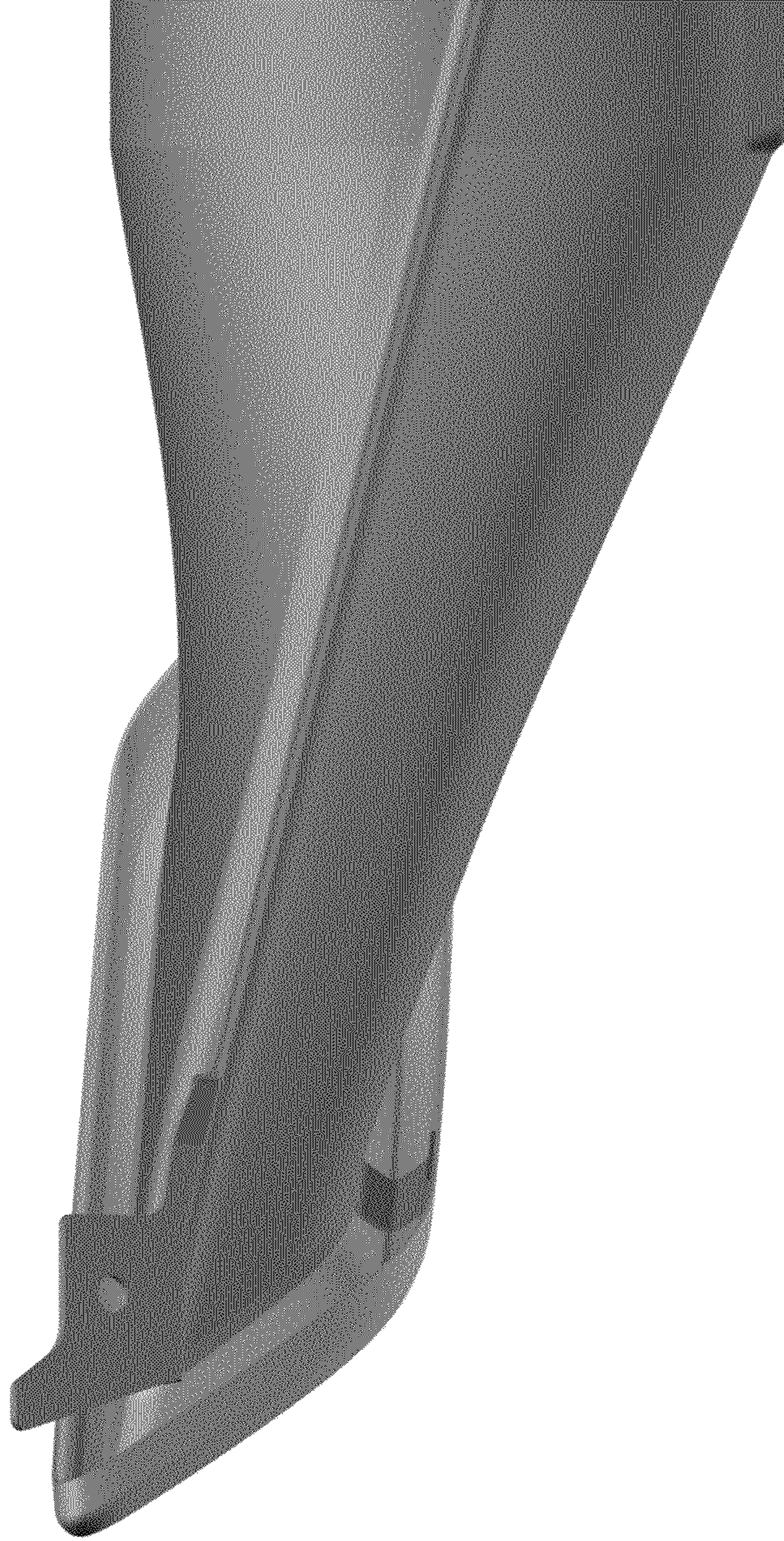


Figure 2

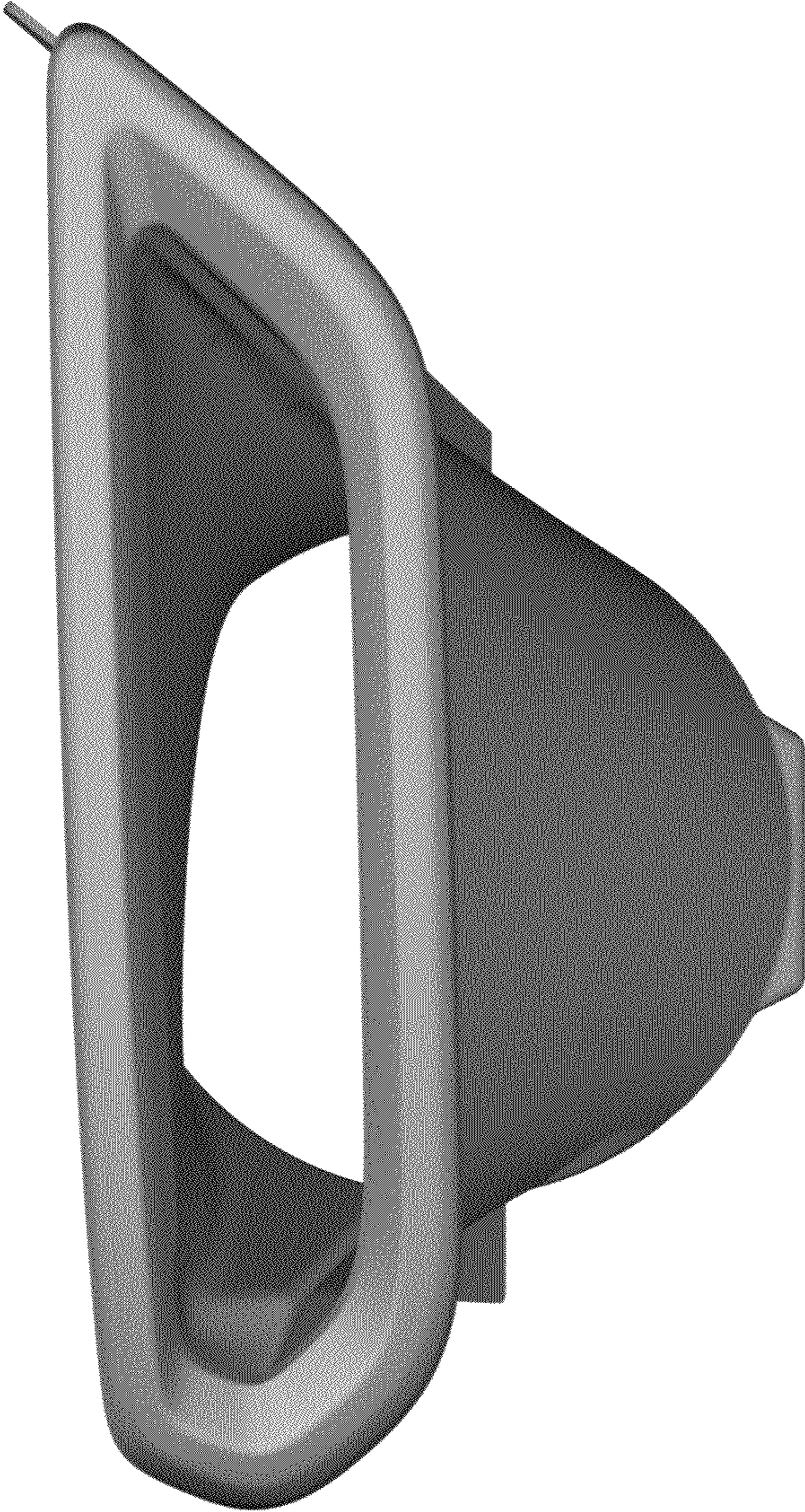


Figure 3


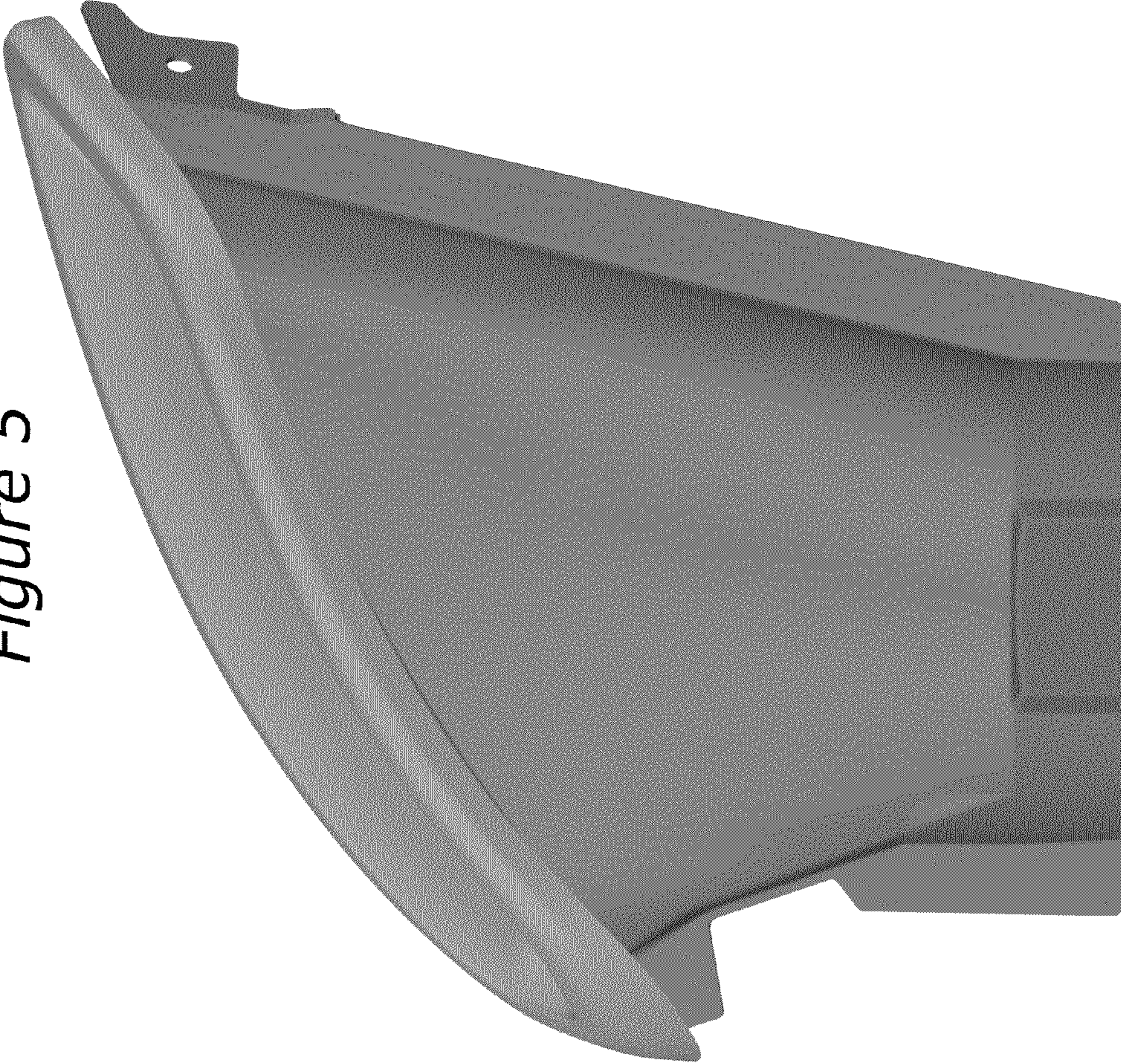


Figure 4

Figure 5



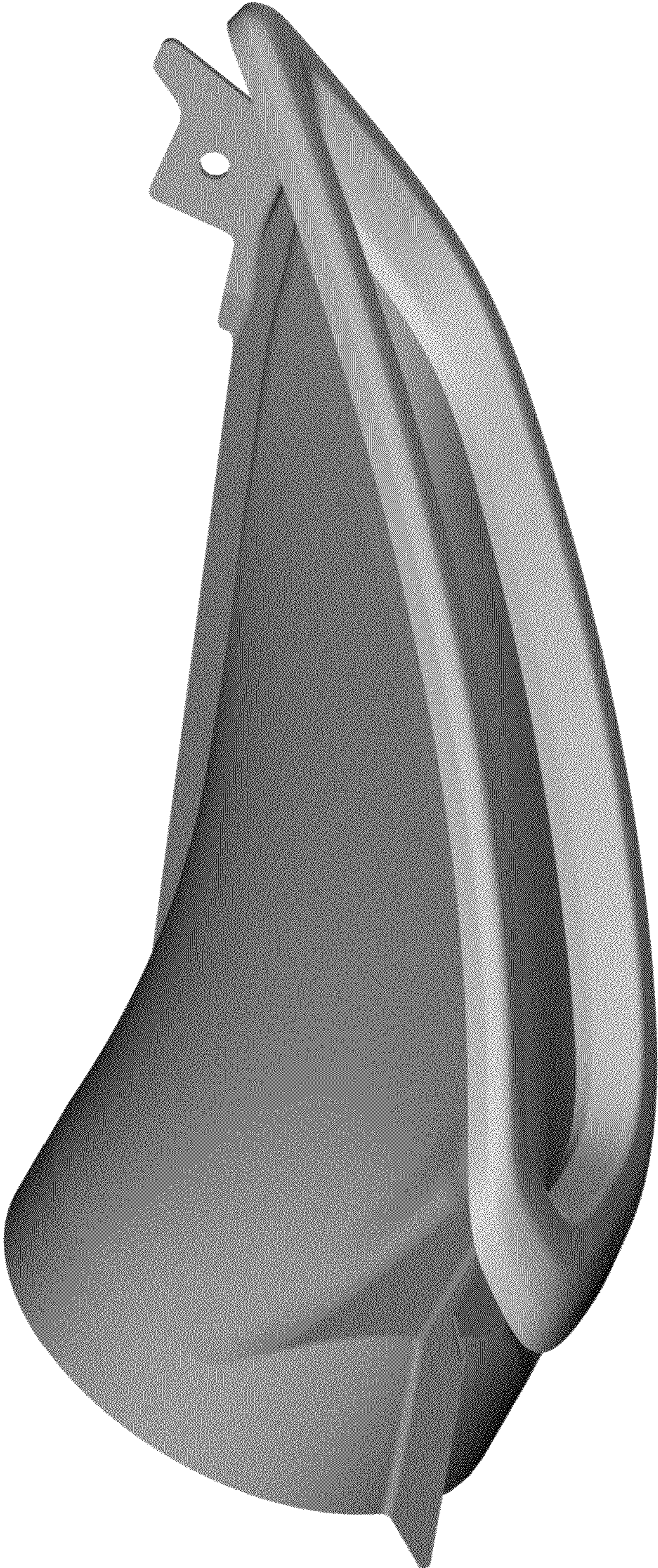


Figure 6



Figure 7