

US00D695168S

(12) **United States Design Patent**  
**Kawasaki**

(10) **Patent No.:** **US D695,168 S**

(45) **Date of Patent:** **\*\* Dec. 10, 2013**

- (54) **REAR BUMPER FOR AN AUTOMOBILE**
- (71) Applicant: **Nissan Motor Co., Ltd.**, Kanagawa (JP)
- (72) Inventor: **Kenji Kawasaki**, Tokyo (JP)
- (73) Assignee: **Nissan Motor Co., Ltd.**, Yokohama (JP)
- (\*\*) Term: **14 Years**
- (21) Appl. No.: **29/440,499**
- (22) Filed: **Dec. 21, 2012**

D663,658 S \* 7/2012 Karras et al. .... D12/169  
 D664,486 S \* 7/2012 Xu et al. .... D12/169  
 D673,088 S \* 12/2012 Thompson .... D12/169

**OTHER PUBLICATIONS**

2013 Nissan 370Z. Electronic Brochure. Jul. 27, 2012 [online],  
 [retrieved on Jul. 3, 2013]. Retrieved from the Internet <URL: [http://www.auto-brochures.com/makes/Nissan/370Z/Nissan\\_US%20370Z\\_2013.pdf](http://www.auto-brochures.com/makes/Nissan/370Z/Nissan_US%20370Z_2013.pdf)>.\*

Anthony Carbone. Brand New Nissan 370Z Pictures. [www.carzi.com](http://www.carzi.com). Dec. 30, 2008 [online], [retrieved on Jul. 3, 2013]. Retrieved from the Internet <URL: <http://www.carzi.com/2008/12/30/brand-new-nissan-370z-pictures/>>.\*

\* cited by examiner

*Primary Examiner* — Philip S Hyder

*Assistant Examiner* — Darlington Ly

(74) *Attorney, Agent, or Firm* — Global IP Counselors, LLP

- (30) **Foreign Application Priority Data**
- Jun. 26, 2012 (JP) ..... 2012-015039
- (51) **LOC (9) Cl.** ..... **12-16**
- (52) **U.S. Cl.**
- USPC ..... **D12/169**
- (58) **Field of Classification Search**
- USPC ..... D12/86, 90, 91, 92, 163, 169, 171, 196,  
 D12/216; 293/102, 113, 115, 117, 120;  
 296/180.1, 180.2
- See application file for complete search history.

**CLAIM**

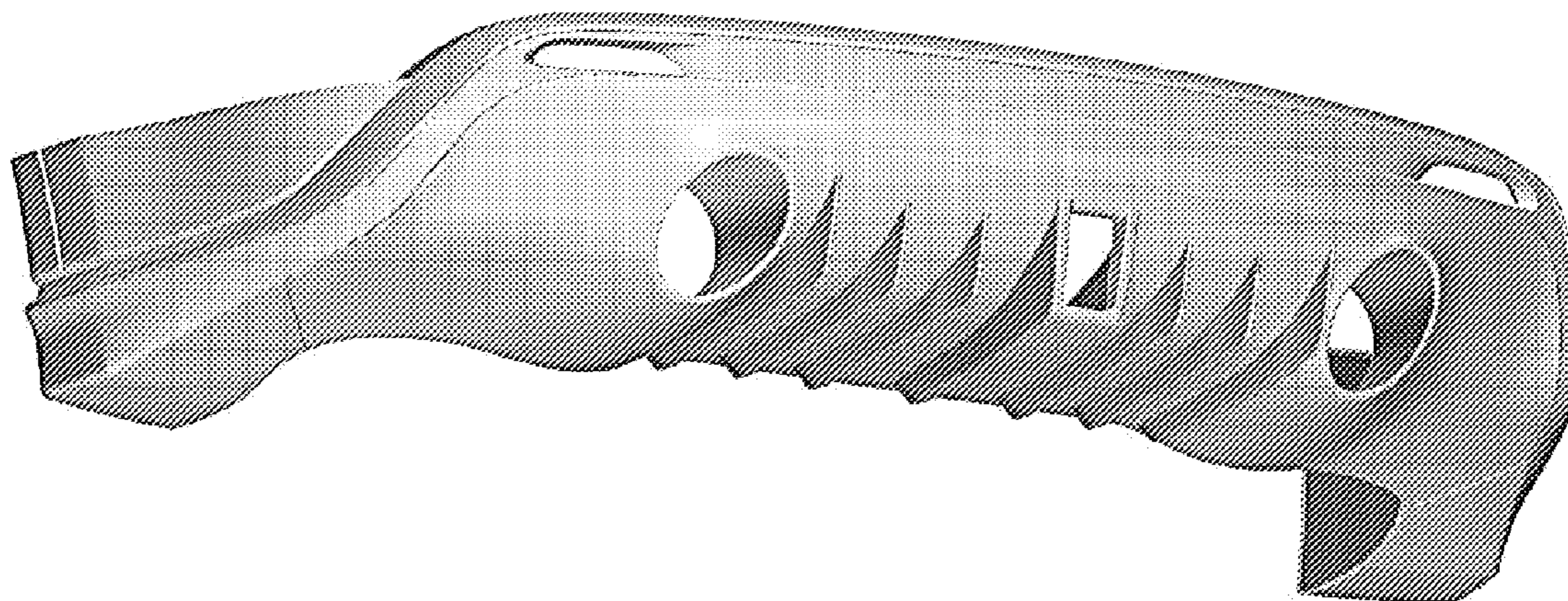
The ornamental design for a rear bumper for an automobile, as shown and described.

**DESCRIPTION**

FIG. 1 is a front elevation view of a rear bumper for an automobile in accordance with my new design;  
 FIG. 2 is a top plan view thereof;  
 FIG. 3 is a bottom plan view thereof;  
 FIG. 4 is a left side elevation view thereof;  
 FIG. 5 is a right side elevation view thereof;  
 FIG. 6 is a top, front, and right side perspective view thereof;  
 and,  
 FIG. 7 is a bottom, front, and left side perspective view thereof.  
 The rear view of the rear bumper forms no part of the claimed design.

- (56) **References Cited**
- U.S. PATENT DOCUMENTS
- 6,520,553 B2 \* 2/2003 Muramatsu ..... 293/155
- D555,041 S \* 11/2007 Davidson ..... D12/92
- D586,263 S \* 2/2009 Osborne et al. .... D12/92
- D589,416 S \* 3/2009 Osborne et al. .... D12/169
- D615,009 S \* 5/2010 Schell et al. .... D12/169
- D619,509 S \* 7/2010 Choi et al. .... D12/164
- D640,613 S \* 6/2011 Bauer et al. .... D12/169
- D640,616 S \* 6/2011 Schell et al. .... D12/169
- D647,831 S \* 11/2011 Murakawa et al. .... D12/169

**1 Claim, 7 Drawing Sheets**



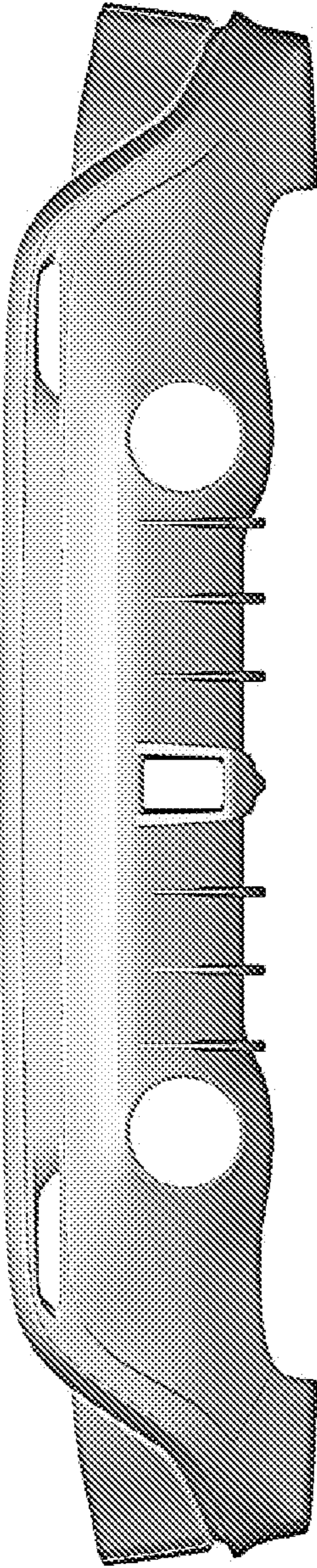
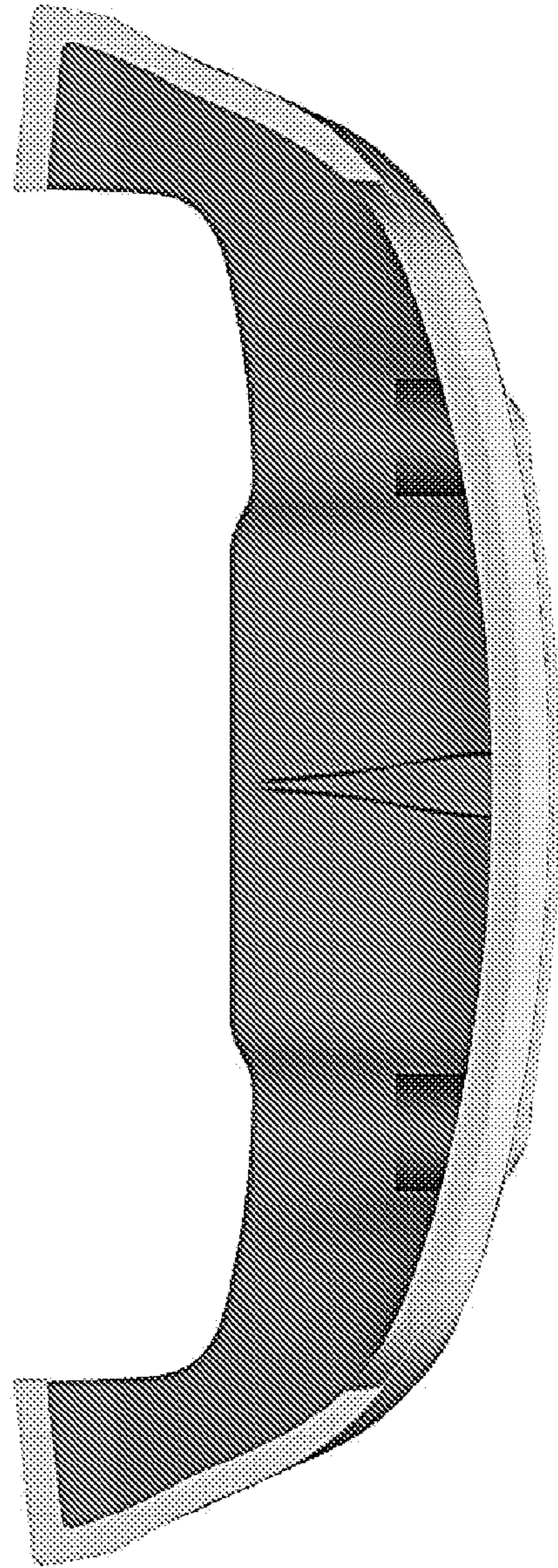


FIG. 1



**FIG. 2**

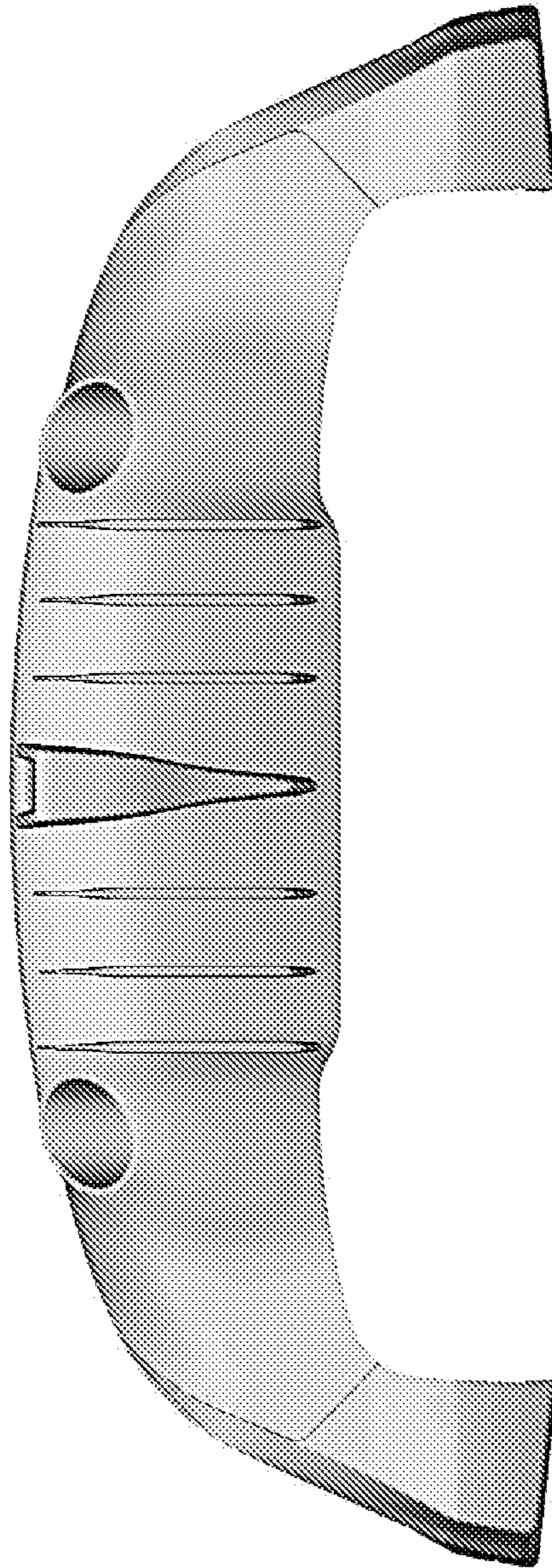
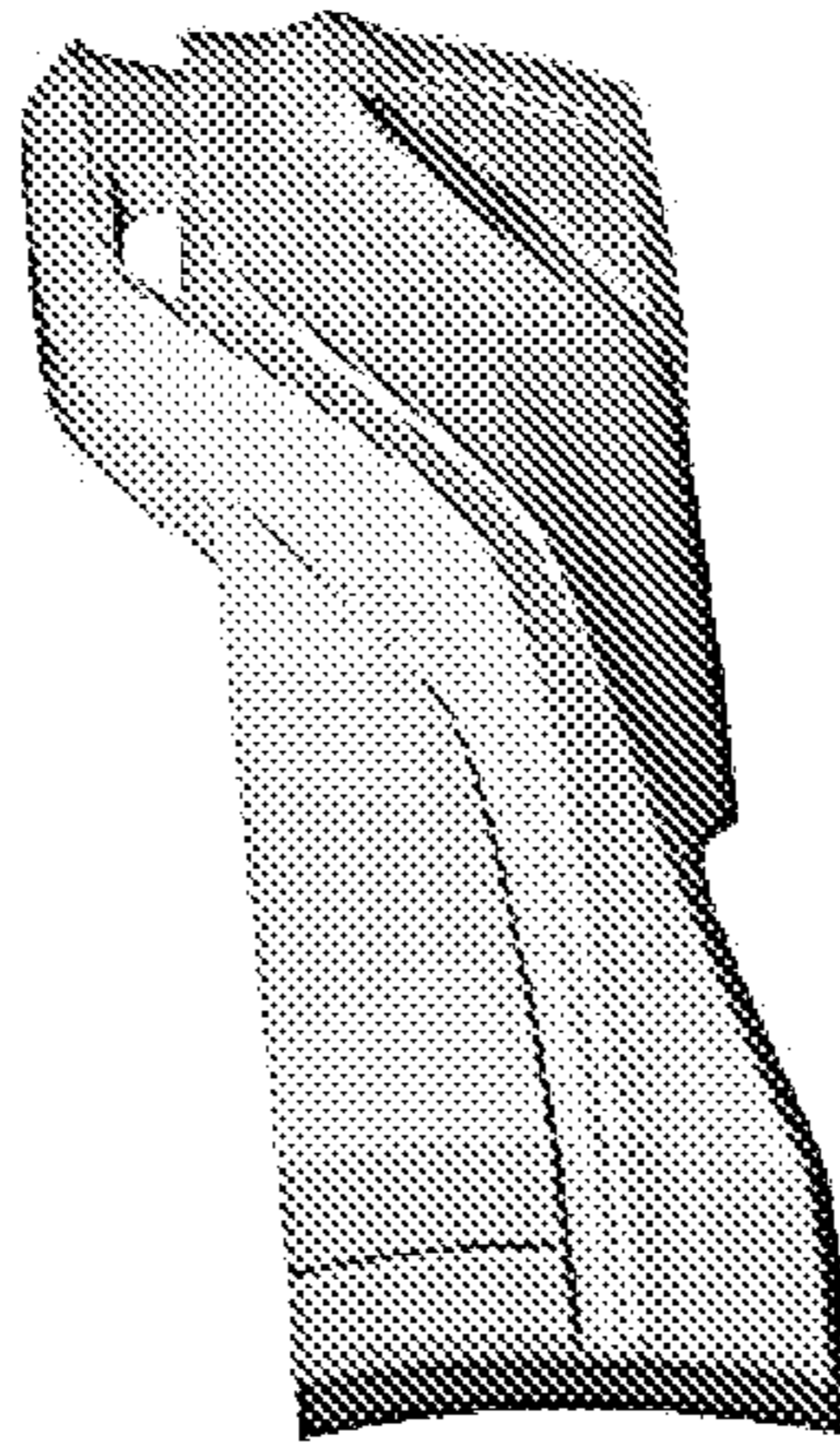
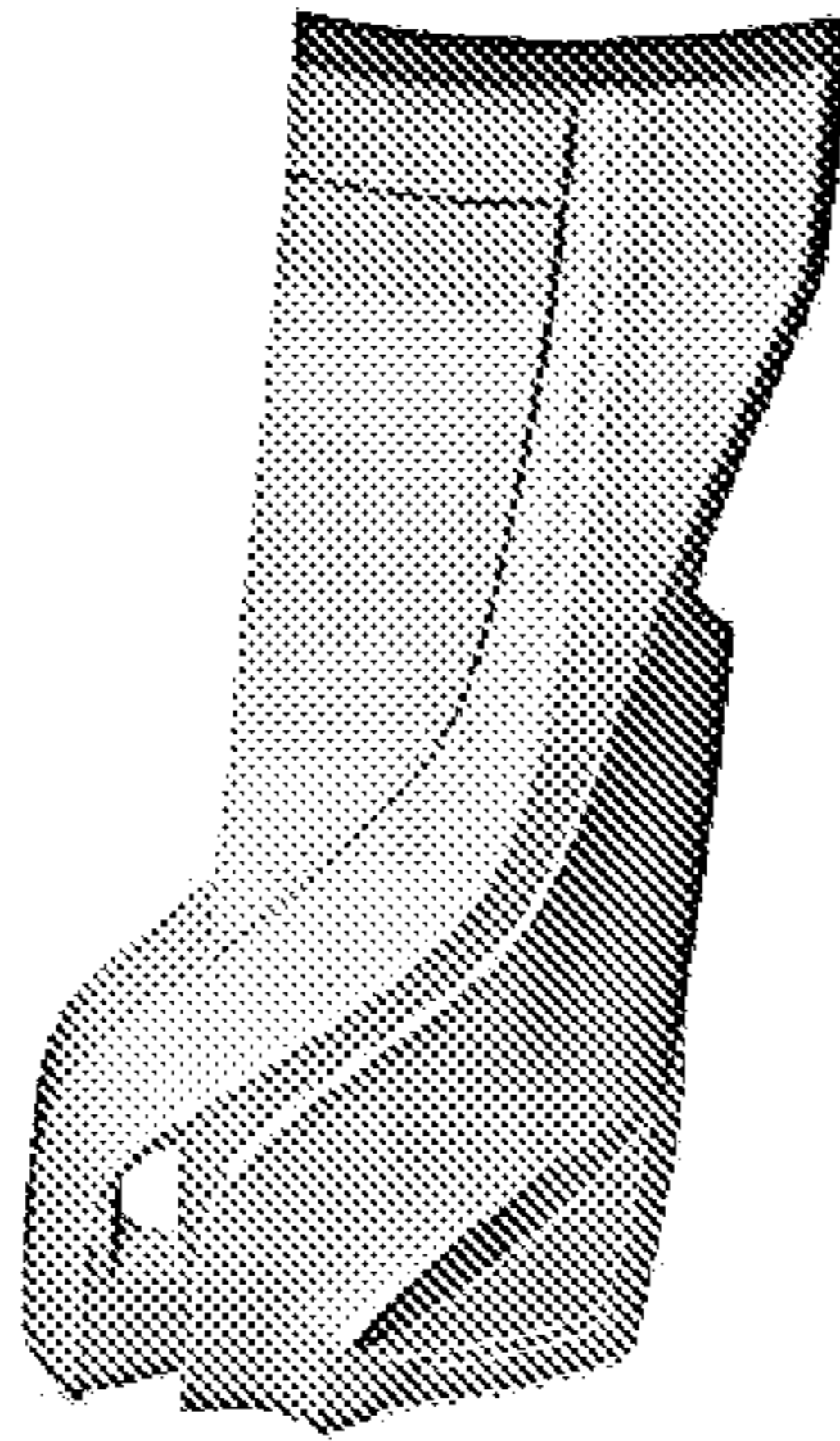


FIG. 3



**FIG. 4**



**FIG. 5**

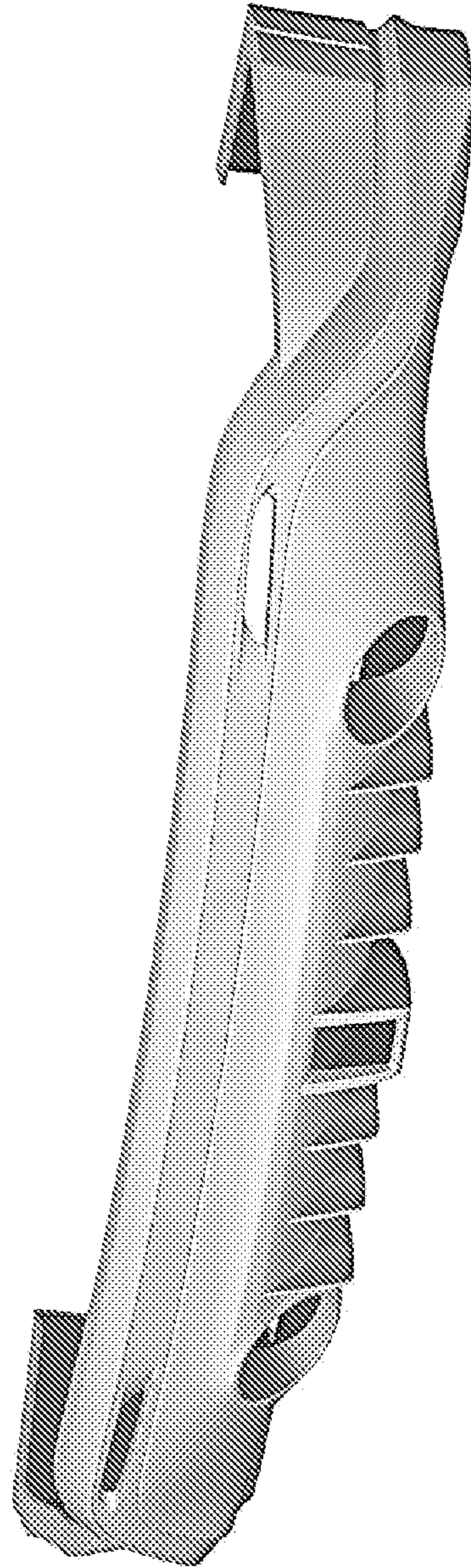


FIG. 6

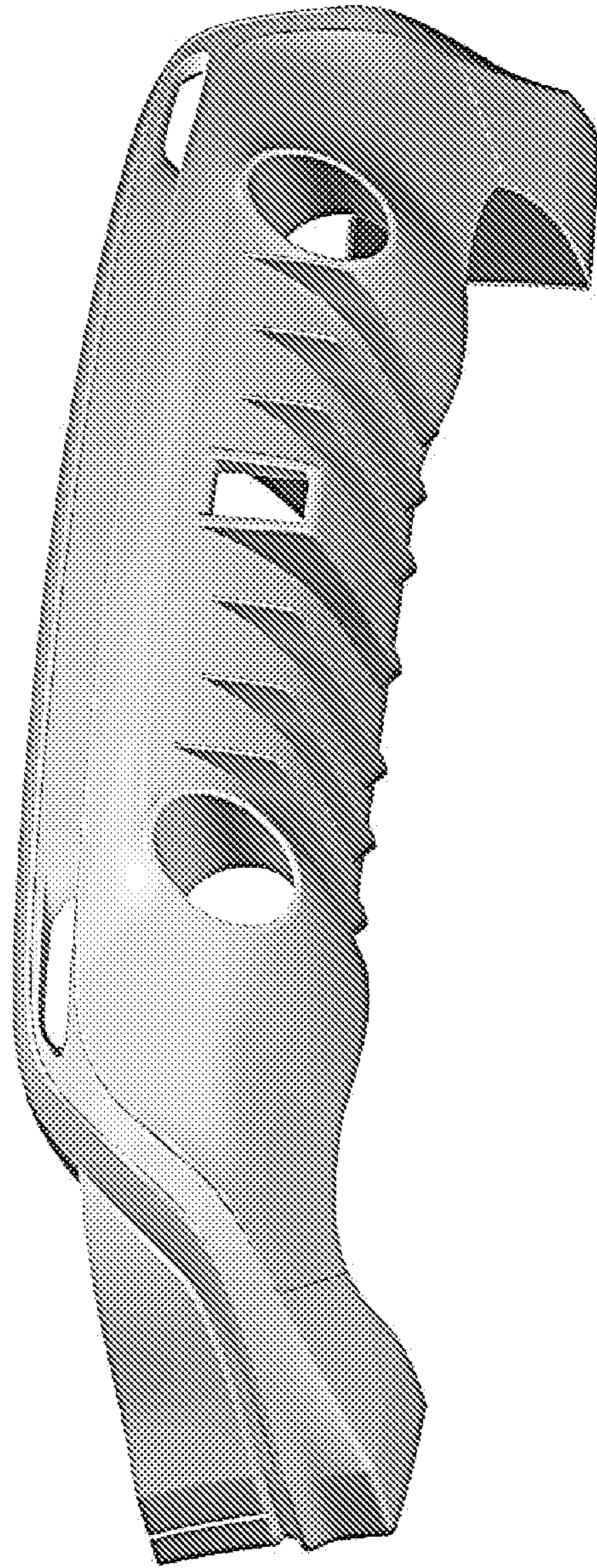


FIG. 7