



US00D695165S

(12) **United States Design Patent**
Asano

(10) **Patent No.:** **US D695,165 S**

(45) **Date of Patent:** **** Dec. 10, 2013**

(54) **REAR BUMPER FOR AN AUTOMOBILE**

(75) Inventor: **Syouta Asano**, Toyota (JP)

(73) Assignee: **Toyota Jidosha Kabushiki Kaisha**,
Toyota-shi, Aichi-ken (JP)

(**) Term: **14 Years**

(21) Appl. No.: **29/424,081**

(22) Filed: **Jun. 7, 2012**

(30) **Foreign Application Priority Data**

Mar. 9, 2012 (JP) 2012-005402

(51) **LOC (9) Cl.** **12-16**

(52) **U.S. Cl.**
USPC **D12/169**

(58) **Field of Classification Search**
USPC D12/169, 196, 171, 216, 163, 86,
D12/90-92; 293/102, 113, 115, 117, 120;
296/180.1, 180.2

See application file for complete search history.

(56) **References Cited**

U.S. PATENT DOCUMENTS

D570,752 S 6/2008 Hirose et al.
D583,723 S * 12/2008 Murakami D12/169
D589,416 S * 3/2009 Osborne et al. D12/169
D592,567 S * 5/2009 Saracoglu D12/169
D599,722 S 9/2009 Kimura et al.
D600,176 S * 9/2009 Yamazaki et al. D12/169
D600,603 S * 9/2009 Di Buduo D12/169

D623,568 S * 9/2010 Ward D12/169
D626,470 S * 11/2010 Komuro D12/169
D628,945 S * 12/2010 Ino et al. D12/169
D631,407 S * 1/2011 Kuze D12/169
D632,232 S * 2/2011 Matei et al. D12/169
D640,616 S * 6/2011 Schell et al. D12/169
D673,088 S * 12/2012 Thompson D12/169

OTHER PUBLICATIONS

AutoCone.com; FunCargo; Mfg.: Toyota; <http://autoc-onejp/toyota/funcargo/photo/2/> (2004).

Catalogue of Toyota Voxy; Voxy; Mfg.: Toyota; Publisher: Toyota Jidosha Kabushiki Kaisha (2001).

* cited by examiner

Primary Examiner — Melody Brown

(74) *Attorney, Agent, or Firm* — Finnegan, Henderson, Farabow, Garrett & Dunner, LLP

(57) **CLAIM**

The ornamental design for the rear bumper for an automobile, as shown and described.

DESCRIPTION

FIG. 1 is a perspective view of a rear bumper for an automobile showing my new design;

FIG. 2 is a front view thereof;

FIG. 3 is a rear view thereof;


FIG. 4 is a left side elevation view thereof;

FIG. 5 is a right side elevation view thereof;

FIG. 6 is a top plan view thereof; and,

FIG. 7 is a bottom view thereof.

1 Claim, 4 Drawing Sheets






FIG. 1




FIG. 2




FIG. 3




FIG. 4




FIG. 5




FIG. 6

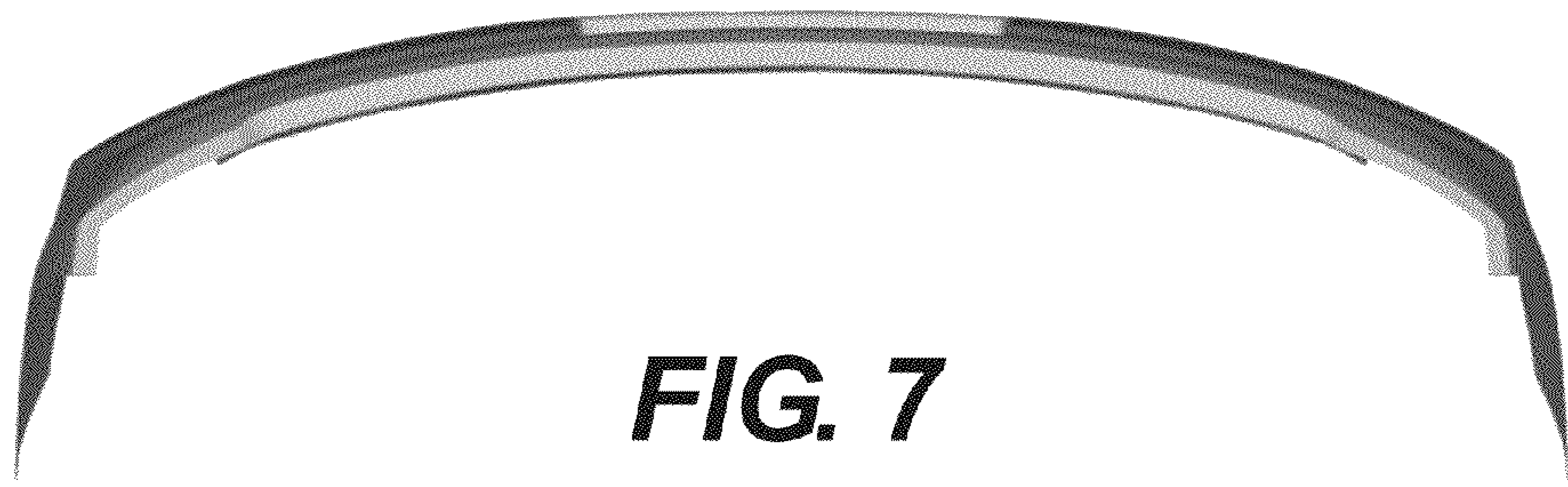


FIG. 7