

US00D695159S

(12) **United States Design Patent**
Hildebrand et al.

(10) **Patent No.:** **US D695,159 S**

(45) **Date of Patent:** **** Dec. 10, 2013**

(54) **VEHICLE GRILLE**

(71) Applicant: **Qoros Automotive Co., Ltd.**, Changshu (CN)

(72) Inventors: **Gert Volker Hildebrand**, Munich (DE);
Philipp Eberl, Graz (AT)

(73) Assignee: **Qoros Automotive Co., Ltd.**, Changshu, Jiangsu Province (CN)

(**) Term: **14 Years**

(21) Appl. No.: **29/440,356**

(22) Filed: **Dec. 20, 2012**

(30) **Foreign Application Priority Data**

Jul. 4, 2012 (CN) 2012 3 0307038

(51) **LOC (9) Cl.** **12-16**

(52) **U.S. Cl.**
USPC **D12/163**

(58) **Field of Classification Search**
USPC D12/86, 90, 91, 92, 163, 169, 196, 171,
D12/216; 180/68.1, 68.6; 296/193.11
See application file for complete search history.

(56) **References Cited**

U.S. PATENT DOCUMENTS

D287,843 S * 1/1987 Katoh et al. D12/163
D289,515 S * 4/1987 Wood, Jr. D12/163
D298,426 S * 11/1988 Kikuchi D12/163

5,188,445 A * 2/1993 Haun et al. 362/542
D366,859 S * 2/1996 Davis, Jr. D12/163
D401,543 S * 11/1998 Mobley D12/163
7,306,271 B2 * 12/2007 Kang et al. 293/115
D575,677 S * 8/2008 Hildebrand et al. D12/91
D577,636 S * 9/2008 Saridakis et al. D12/163
D626,601 S * 11/2010 Syring 1/1
D678,135 S * 3/2013 Behmer et al. D12/163
D680,921 S * 4/2013 Jara D12/163
D683,667 S * 6/2013 Platto et al. D12/163

OTHER PUBLICATIONS

Qoros at the 83rd Geneva International Motor Show 2013. Feb. 15, 2013 [online], [retrieved on Jul. 20, 2013]. Retrieved from the Internet <URL: http://www.cars21.com/web/assets/link/5262_PR-Qoros.pdf>.*

* cited by examiner

Primary Examiner — Philip S Hyder

Assistant Examiner — Darlington Ly

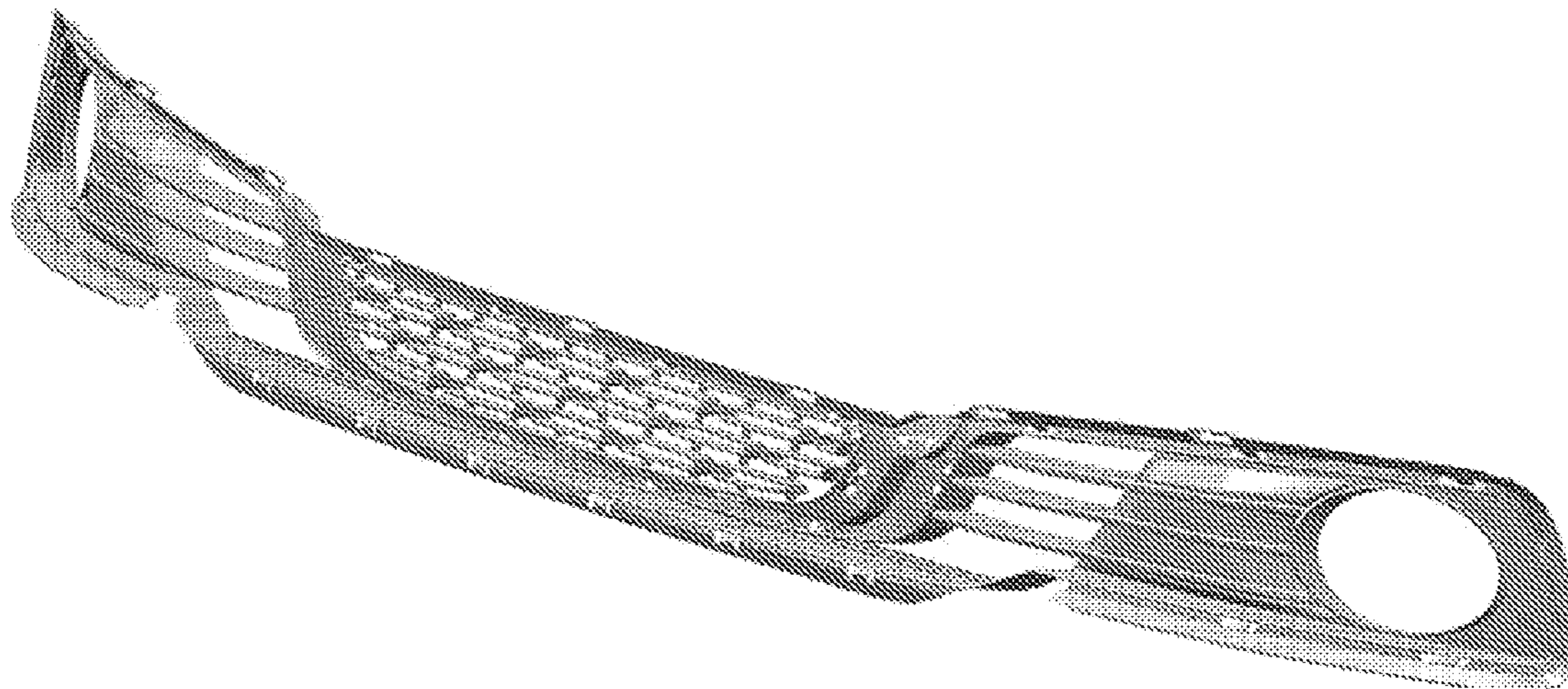
(57) **CLAIM**

The ornamental design for a vehicle grille, as shown and described.

DESCRIPTION

FIG. 1 is a front elevation view of a vehicle grille;
FIG. 2 is a rear elevation view thereof;
FIG. 3 is a left side elevation view thereof;
FIG. 4 is a right side elevation view thereof;
FIG. 5 is a top plan view thereof;
FIG. 6 is a bottom plan view thereof; and,
FIG. 7 is a front and left side perspective view thereof.

1 Claim, 4 Drawing Sheets






FIG. 1




FIG. 2

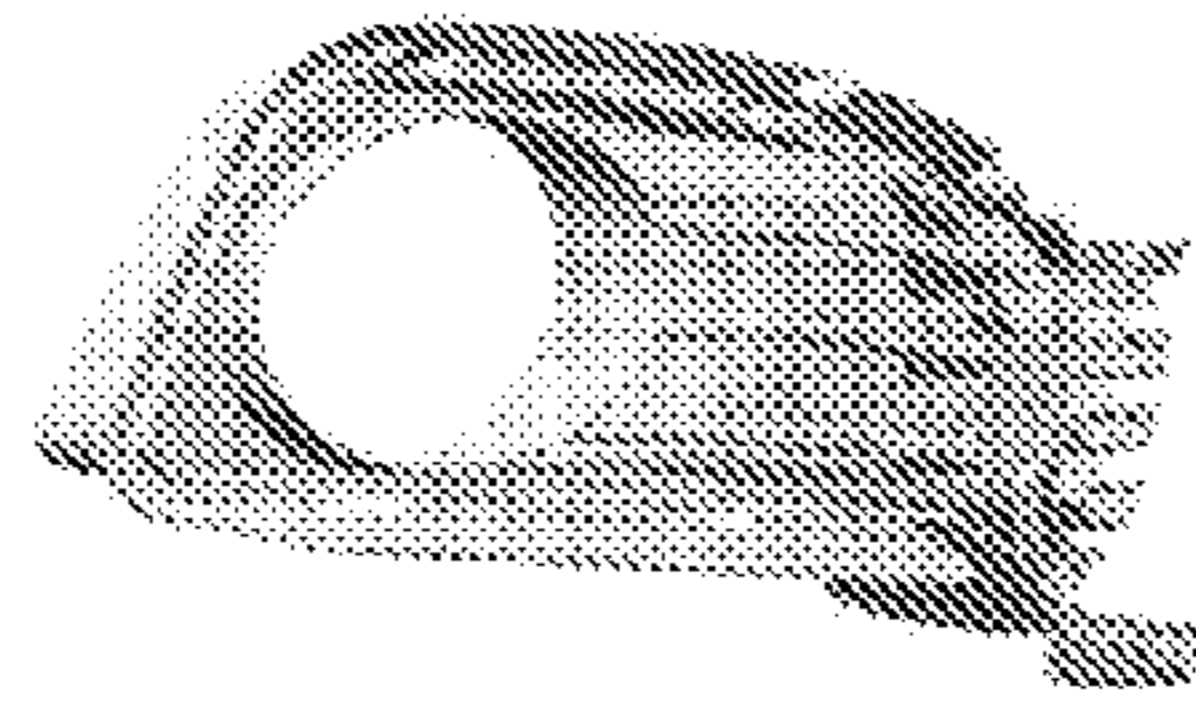


FIG. 3

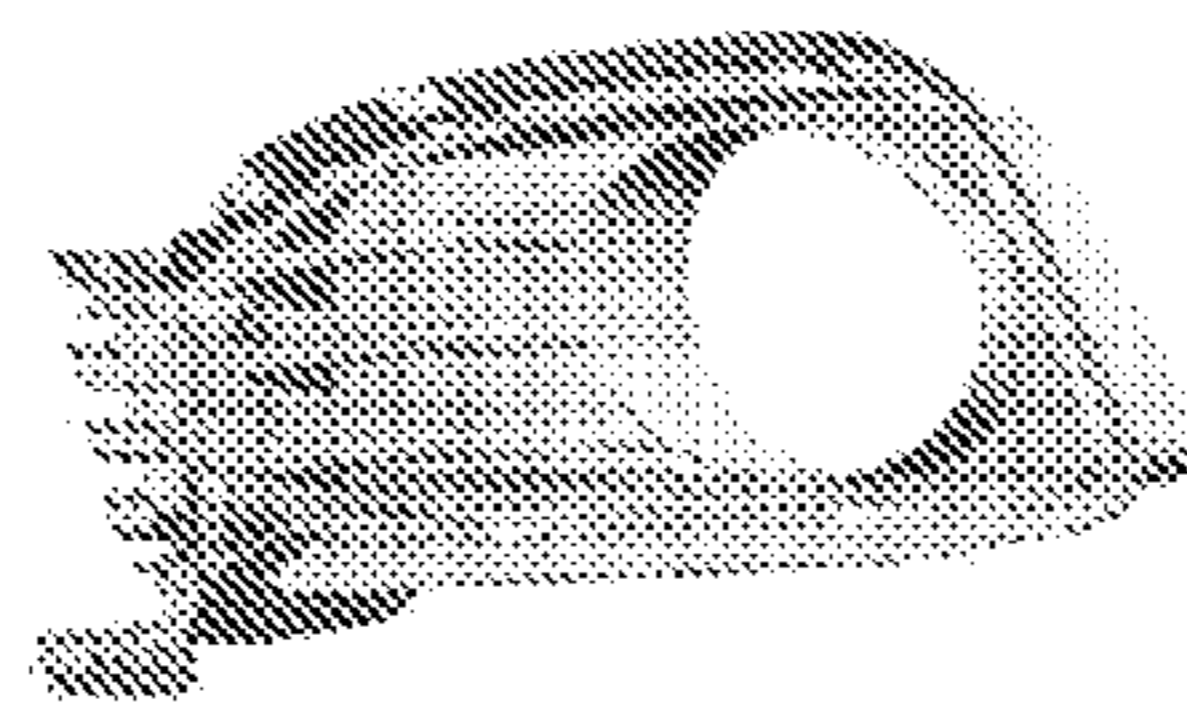


FIG. 4




FIG. 5




FIG. 6

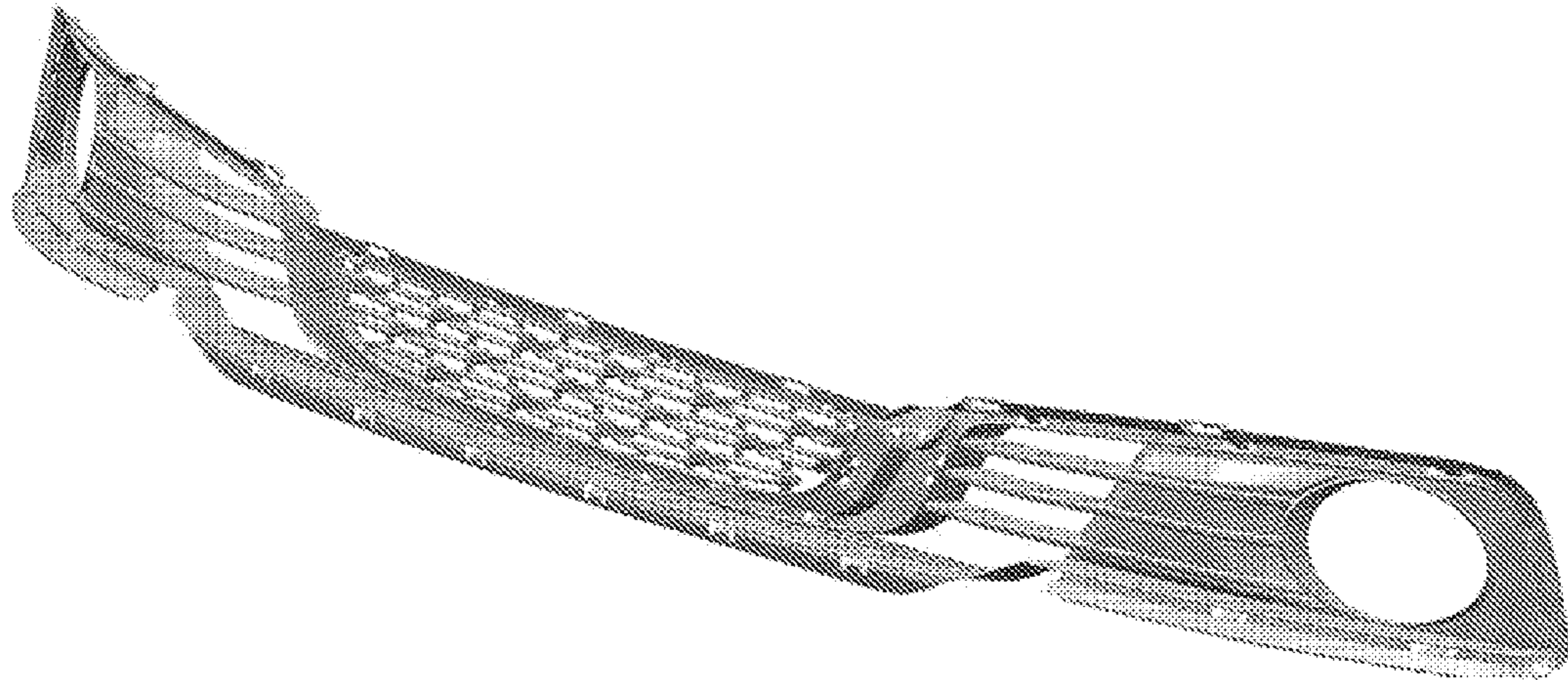


FIG. 7