



US00D695132S

(12) **United States Design Patent**
Bouthillon

(10) **Patent No.:** **US D695,132 S**

(45) **Date of Patent:** **** Dec. 10, 2013**

(54) **CONTAINER**

(75) Inventor: **Cristina Bouthillon**, Margny des
Compiègne (FR)

(73) Assignee: **Colgate-Palmolive Company**, New
York, NY (US)

(**) Term: **14 Years**

(21) Appl. No.: **29/429,521**

(22) Filed: **Aug. 13, 2012**

(51) **LOC (9) Cl.** **09-05**

(52) **U.S. Cl.**
USPC **D9/707**

(58) **Field of Classification Search**
USPC D9/702-714, 720-722, 414, 434-435,
D9/696, 716, 771, 447, 516-517, 738-747,
D9/544; D24/118, 207; 383/6, 9, 22, 96,
383/61.1, 80-81, 104, 901, 63, 203, 107,
383/119-120, 123; 222/107, 92, 206;
604/408, 410, 403; 220/495.03, 675;
215/381-385, 400; 206/484; D3/202;
428/34.3

See application file for complete search history.

(56) **References Cited**

U.S. PATENT DOCUMENTS

D465,726 S *	11/2002	Tet	D9/708
D596,497 S *	7/2009	Ichikawa et al.	D9/708
D620,810 S *	8/2010	Ehmer et al.	D9/709
D645,762 S *	9/2011	Hong et al.	D9/710
D654,372 S *	2/2012	Hung	D9/710
D669,795 S *	10/2012	Larkin et al.	D9/707
D674,290 S *	1/2013	Berman	D9/707
D678,079 S *	3/2013	Fritsch et al.	D9/710

FOREIGN PATENT DOCUMENTS

CD	000477112-0001	2/2006
CD	000142567-0021	6/2006
CD	000142567-0022	6/2006

CD	000567417-0001	7/2006
CD	000560313-0037	8/2006
CD	000560313-0044	8/2006
CD	000589510-0001	10/2006
CD	000603865-0001	11/2006
CD	000603865-0002	11/2006
CD	000644711-0001	12/2006
CD	000644711-0002	12/2006
CD	000644711-0003	12/2006
CD	000781620-0016	8/2007
CD	001061766-0001	1/2009

(Continued)

Primary Examiner — Caron D Veynar

Assistant Examiner — Abraham Bahta

(74) *Attorney, Agent, or Firm* — Judy W. Chung

(57) **CLAIM**



The ornamental design for a container, as shown and described.

DESCRIPTION

FIG. 1 is a perspective view of a first embodiment of a container showing our new design;
 FIG. 2 is a front view thereof;
 FIG. 3 is a rear view thereof;
 FIG. 4 is a right side view thereof;
 FIG. 5 is a left side view thereof;
 FIG. 6 is a top view thereof;
 FIG. 7 is a bottom view thereof;
 FIG. 8 is a perspective view of a second embodiment of a container showing our new design;
 FIG. 9 is a front view thereof;
 FIG. 10 is a rear view thereof;
 FIG. 11 is a right side view thereof;
 FIG. 12 is a left side view thereof;
 FIG. 13 is a top view thereof; and,
 FIG. 14 is a bottom view thereof.

All broken lines shown in the drawings are for the purpose of illustrating environmental structure and form no part of the claimed design.

1 Claim, 10 Drawing Sheets



(56)

References Cited

FOREIGN PATENT DOCUMENTS

CD	001061766-0002	1/2009
CD	001057665-0001	2/2009
CD	001057665-0002	2/2009
CD	001057665-0003	2/2009
CD	001057665-0004	2/2009
CD	001057665-0005	2/2009
CD	001057665-0006	2/2009

CD	001664384-0002	2/2010
CD	001664384-0004	2/2010
CD	001796152-0001	1/2011
CD	001895863-0001	8/2011
CD	001914045-0001	10/2011
CD	001914045-0002	10/2011
CD	001989237-0001	2/2012
CD	001989237-0002	2/2012
CD	001989237-0003	2/2012
CD	001989237-0004	2/2012

* cited by examiner




FIG. 1




FIG. 2




FIG. 3

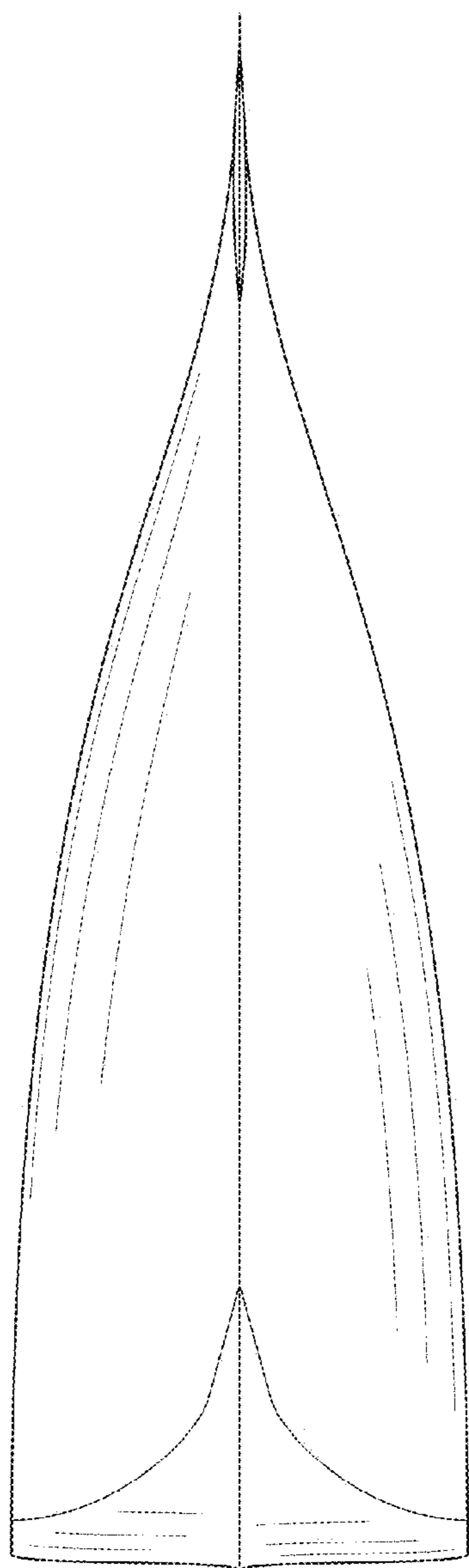


FIG. 4

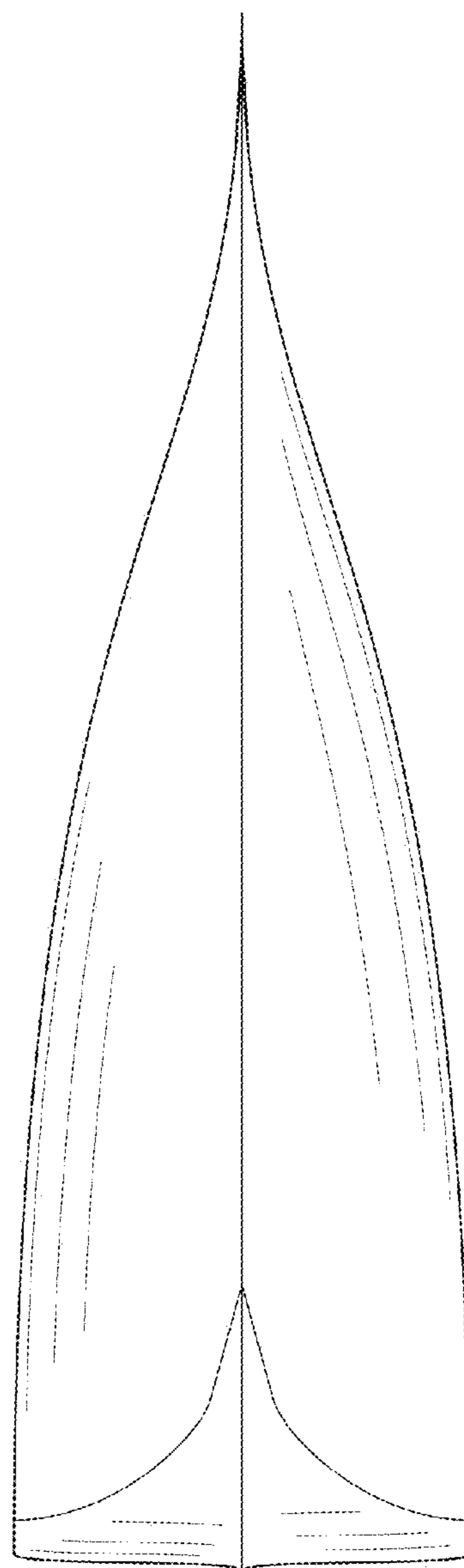


FIG. 5

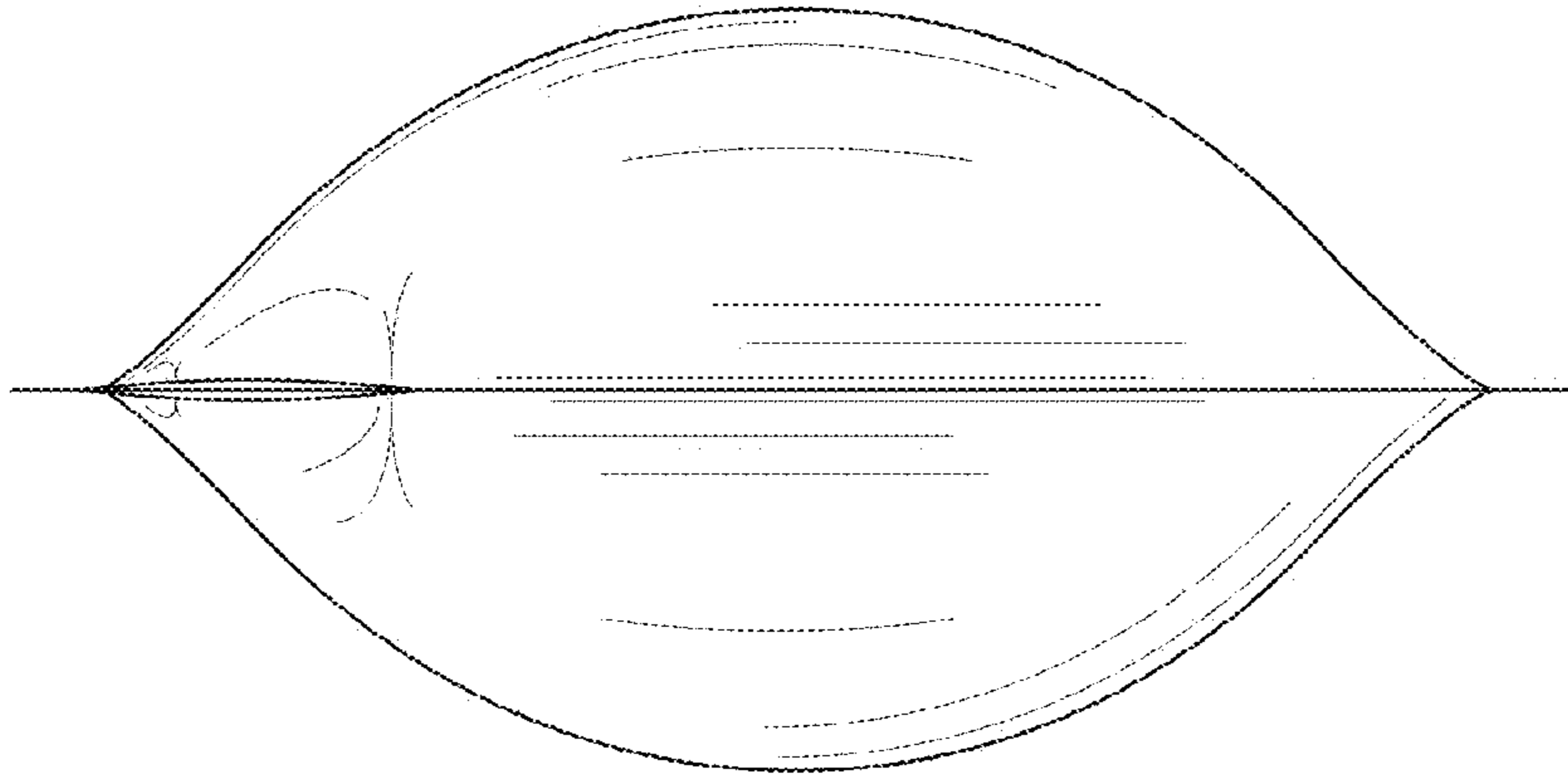


FIG. 6

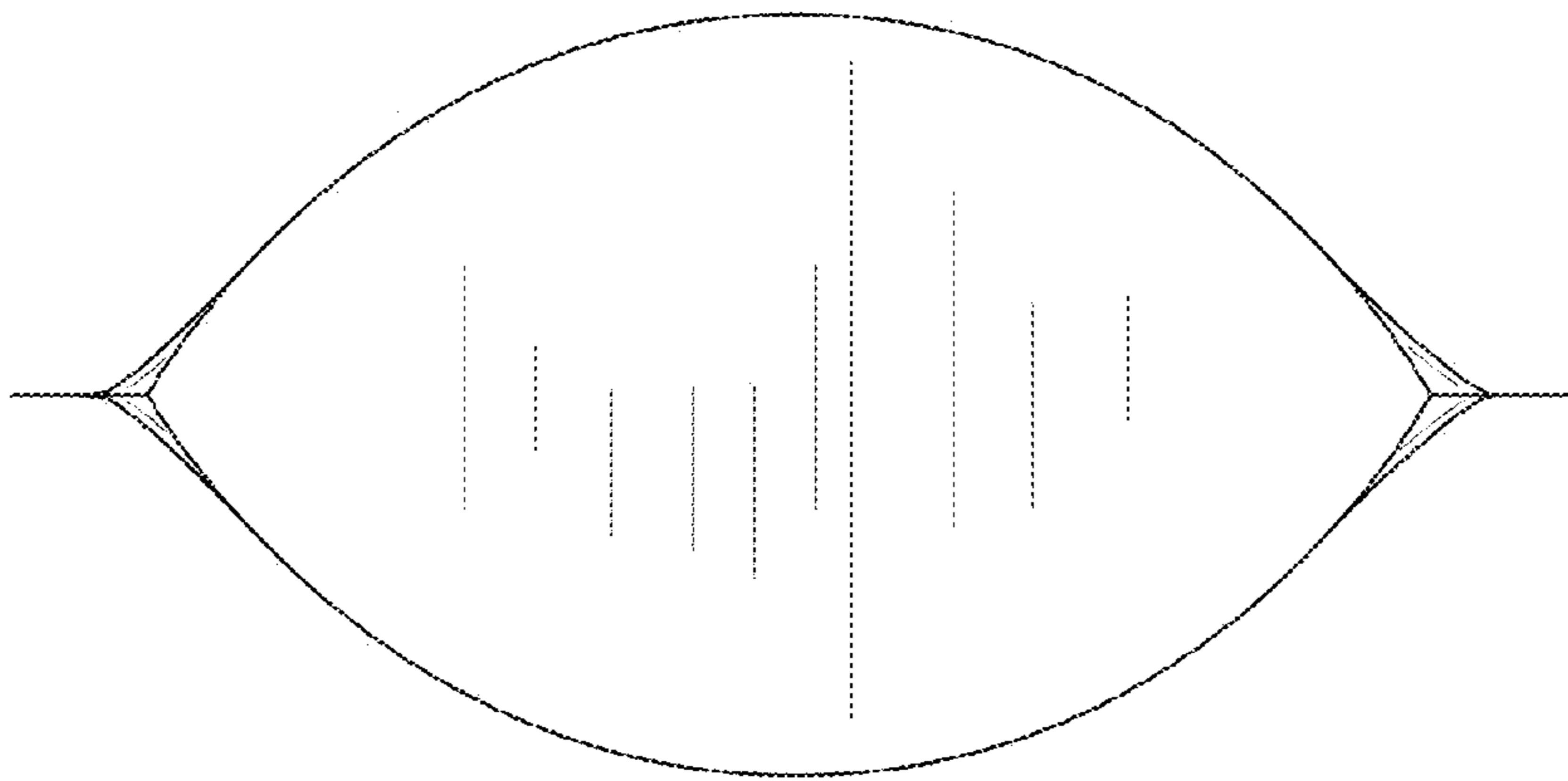


FIG. 7




FIG. 8




FIG. 9




FIG. 10

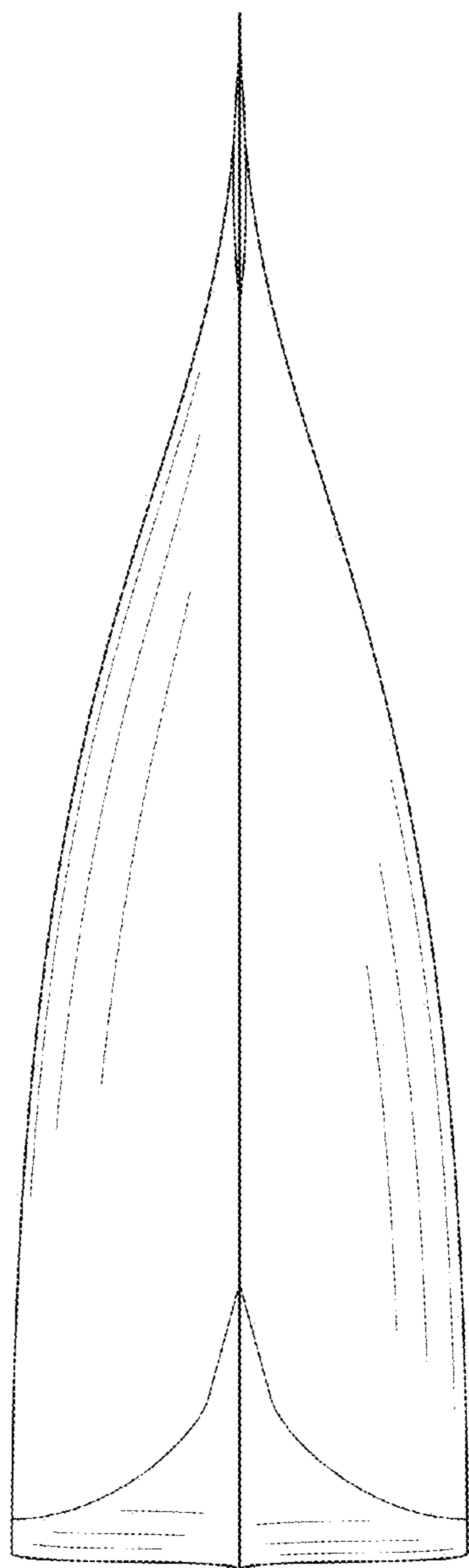


FIG. 11

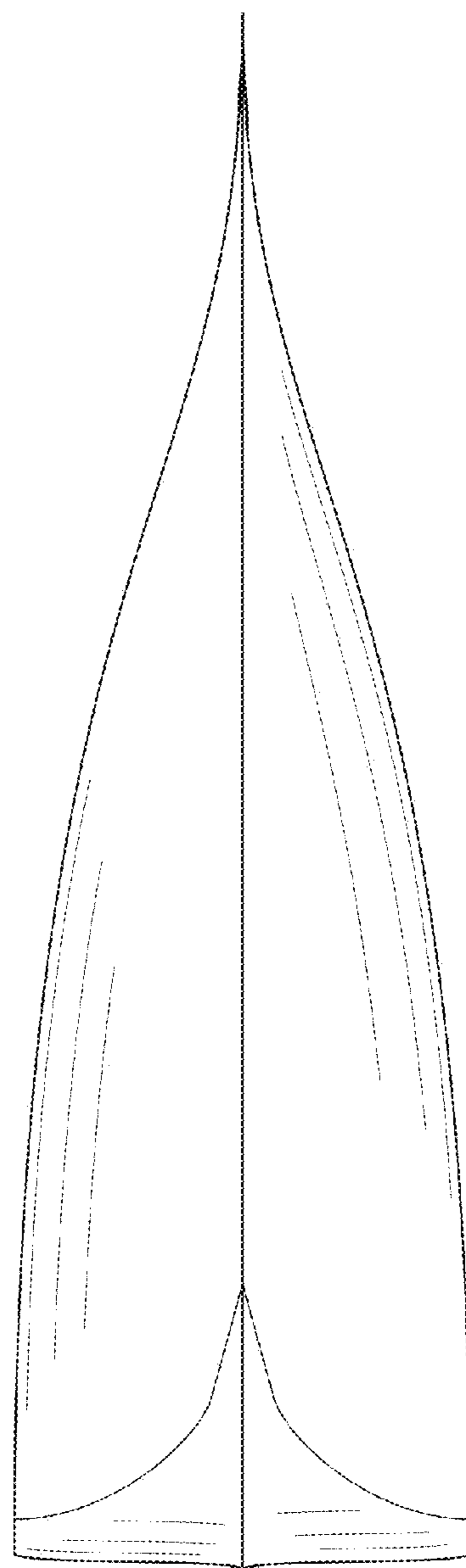


FIG. 12

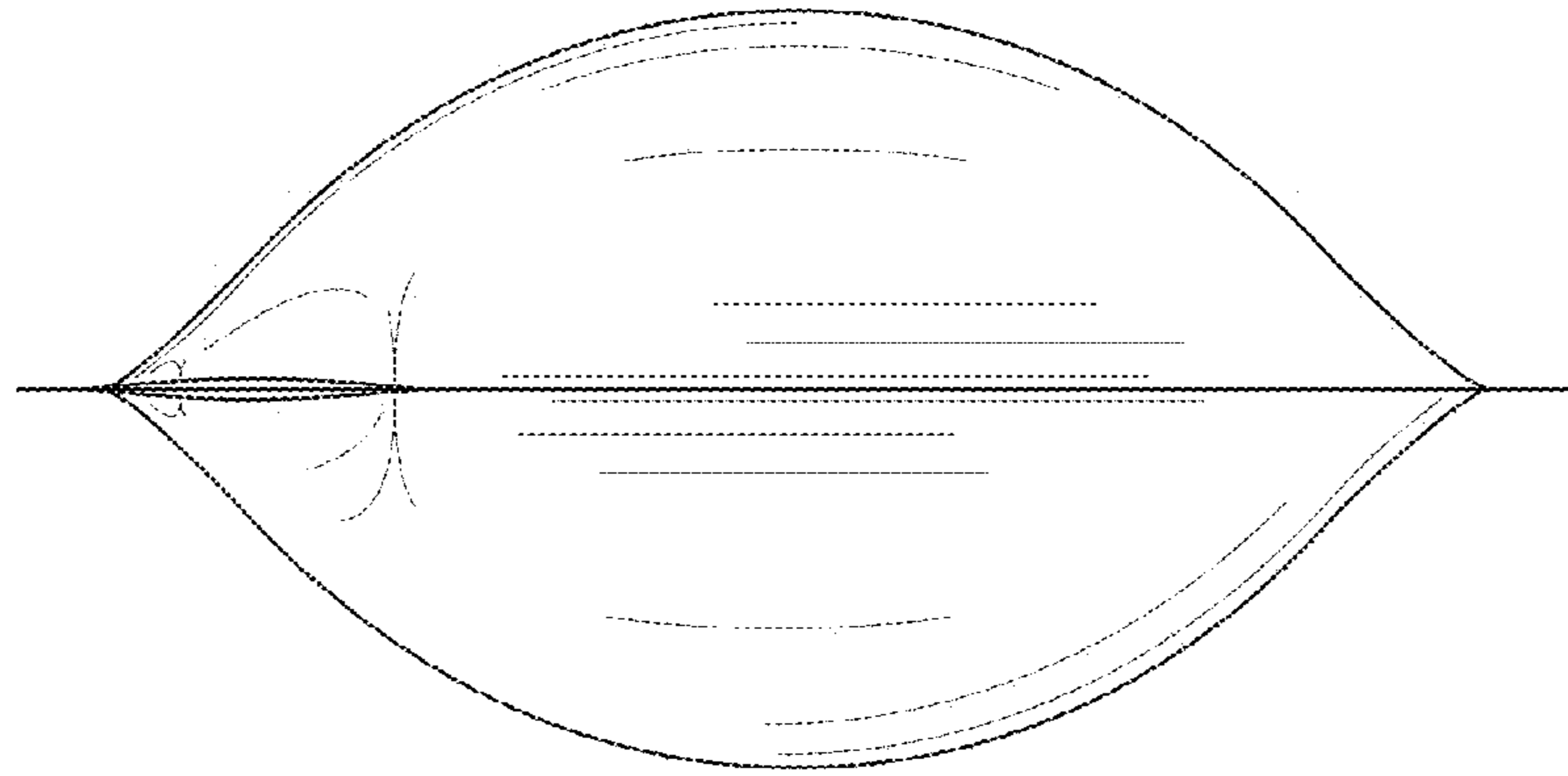


FIG. 13

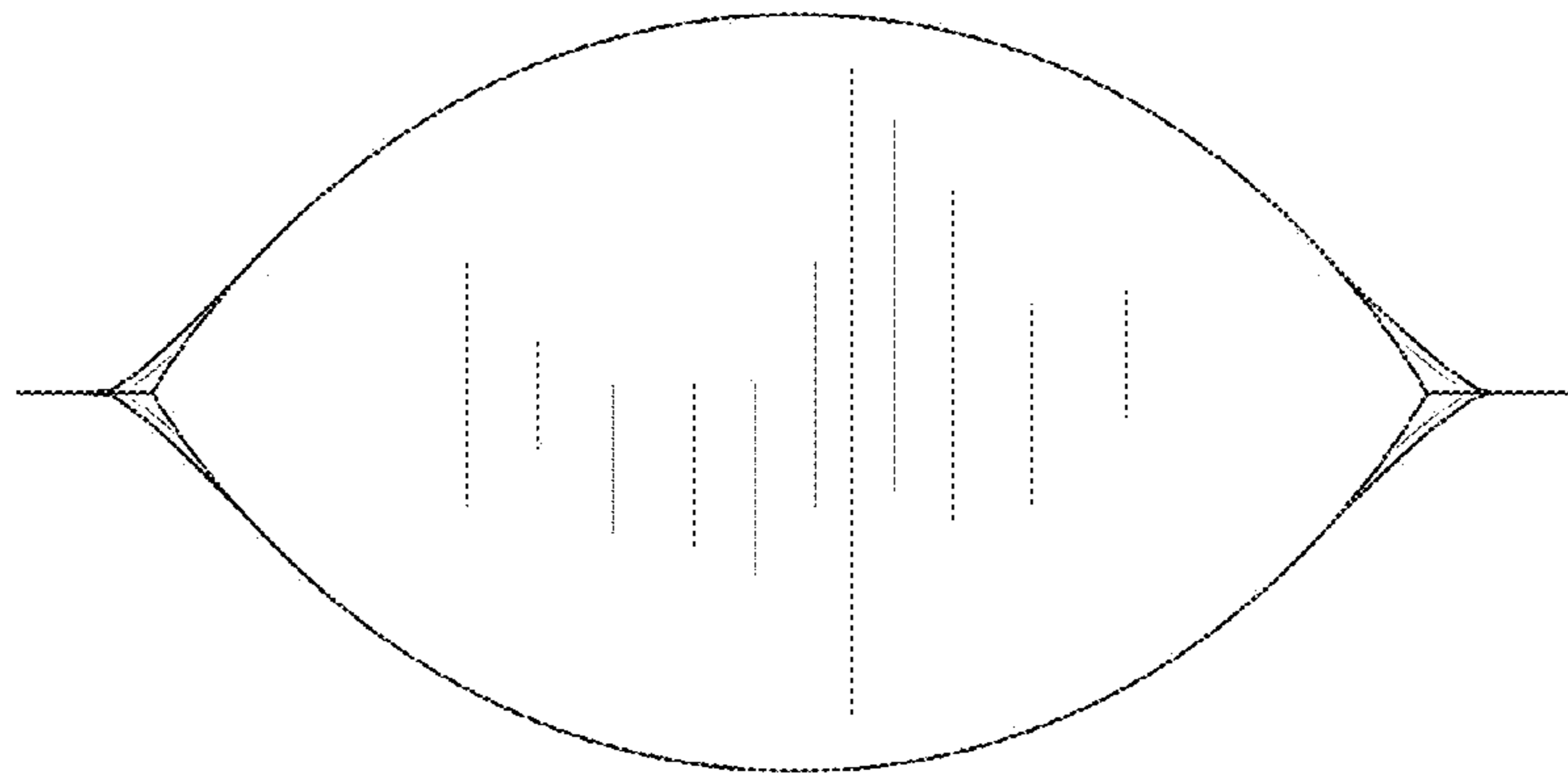


FIG. 14