

US00D695122S

(12) **United States Design Patent**
Larson et al.

(10) **Patent No.:** **US D695,122 S**

(45) **Date of Patent:** **** *Dec. 10, 2013**

(54) **CARTON**

(75) Inventors: **Iver Larson**, Weston, MA (US); **Shilpa Sawhney**, Arlington, MA (US); **Shawn Lynn Goodman**, Everett, MA (US); **Irache B. Visiers**, Arlington, MA (US); **Lilla O. Swan**, Wellesley, MA (US); **Susan Proulx**, Philadelphia, PA (US); **Stephanie DeGraw**, Abington, PA (US); **Michael Wiklund**, Concord, MA (US); **Jonathan Kandler**, Newton, MA (US); **Cynthia Inez Phillips**, Quincy, MA (US); **Christopher Hurff**, Winchester, MA (US)

(73) Assignee: **Millennium Pharmaceuticals, Inc.**, Cambridge, MA (US)

(*) Notice: This patent is subject to a terminal disclaimer.

(**) Term: **14 Years**

(21) Appl. No.: **29/412,008**

(22) Filed: **Jan. 27, 2012**

(51) **LOC (9) Cl.** **09-01**

(52) **U.S. Cl.**
USPC **D9/600; D9/432**

(58) **Field of Classification Search**
USPC D9/600, 652, 414-418, 430-434;
206/457, 527, 540; 220/890; 229/153
See application file for complete search history.

(56) **References Cited**

U.S. PATENT DOCUMENTS

2,426,484 A * 8/1947 Buffenbarger 229/153
2,995,238 A * 8/1961 Casselman 229/153

D208,332 S * 8/1967 Marona D9/600
3,506,181 A * 4/1970 Farquhar 229/153
D536,621 S * 2/2007 Tsutsumi et al. D9/432
D536,965 S * 2/2007 Levy D9/430
D552,480 S * 10/2007 Kusumi et al. D9/432
D597,412 S * 8/2009 Kusumi D9/432
D603,700 S * 11/2009 Paredes et al. D9/432
D612,261 S * 3/2010 Champion et al. D9/600
D651,908 S * 1/2012 Boyer et al. D9/600
D651,909 S * 1/2012 Boyer et al. D9/600
D652,311 S * 1/2012 Boyer et al. D9/600
D652,314 S * 1/2012 Boyer et al. D9/600
D652,315 S * 1/2012 Boyer et al. D9/600

OTHER PUBLICATIONS

Flovent HFA, Carton for inhalation device sold by GlaxoSmithKline. Believed to be publicly available prior to Jan. 27, 2012. First use date is unknown.

* cited by examiner

Primary Examiner — Sandra Morris

(74) *Attorney, Agent, or Firm* — Honigman Miller Schwartz and Cohn LLP; Douglas H. Siegel; Jonathan P. O'Brien

(57) **CLAIM**

We claim the ornamental design for a carton, as shown and described.

DESCRIPTION

FIG. 1 is a perspective elevational view of our inventive carton;
FIG. 2 is a front view thereof;
FIG. 3 is a back view thereof;
FIG. 4 is a right side view thereof;
FIG. 5 is a left side view thereof;
FIG. 6 is a top view thereof; and,
FIG. 7 is a bottom view thereof.

1 Claim, 4 Drawing Sheets



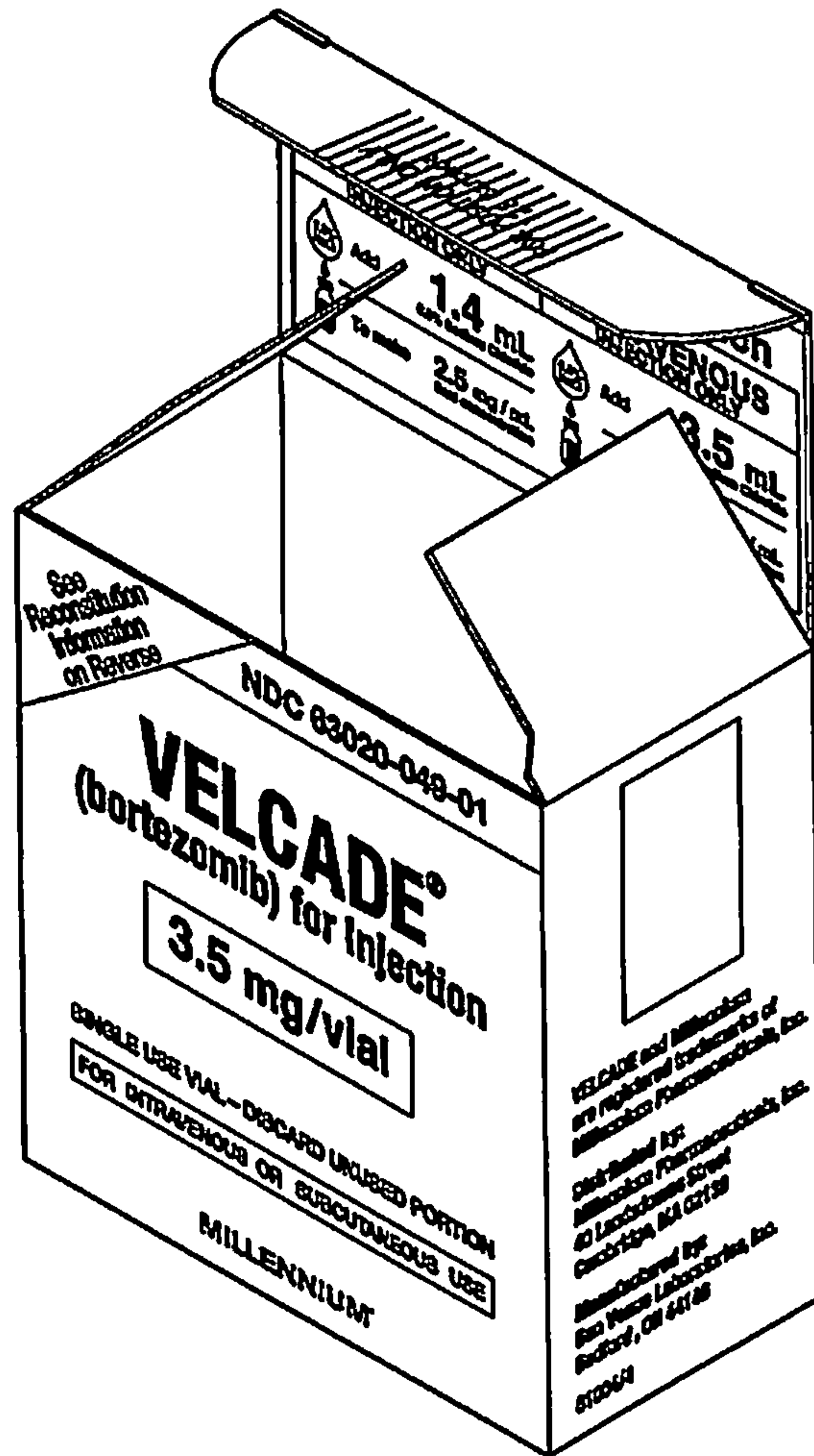






FIG. 1

| Reconstitution Information | |
|---|---|
| SUBCUTANEOUS INJECTION ONLY | INTRAVENOUS INJECTION ONLY |
|  Add 1.4 mL 0.9% Sodium Chloride |  Add 3.5 mL 0.9% Sodium Chloride |
|  To make 2.5 mg/mL final concentration |  To make 1 mg/mL final concentration |

See Reconstitution Information on Reverse

NDC 63020-049-01

VELCADE[®]
(bortezomib) for Injection

3.5 mg/vial

SINGLE USE VIAL -- DISCARD UNUSED PORTION
FOR INTRAVENOUS OR SUBCUTANEOUS USE

MILLENNIUM

FIG. 2

VELCADE[®]
(bortezomib) for Injection

NDC 63020-049-01

VELCADE[®]
(bortezomib) for Injection

3.5 mg/vial





| Reconstitution Information | |
|---|---|
| SUBCUTANEOUS INJECTION ONLY | INTRAVENOUS INJECTION ONLY |
|  Add 1.4 mL 0.9% Sodium Chloride |  Add 3.5 mL 0.9% Sodium Chloride |
|  To make 2.5 mg/mL final concentration |  To make 1 mg/mL final concentration |

FIG. 3

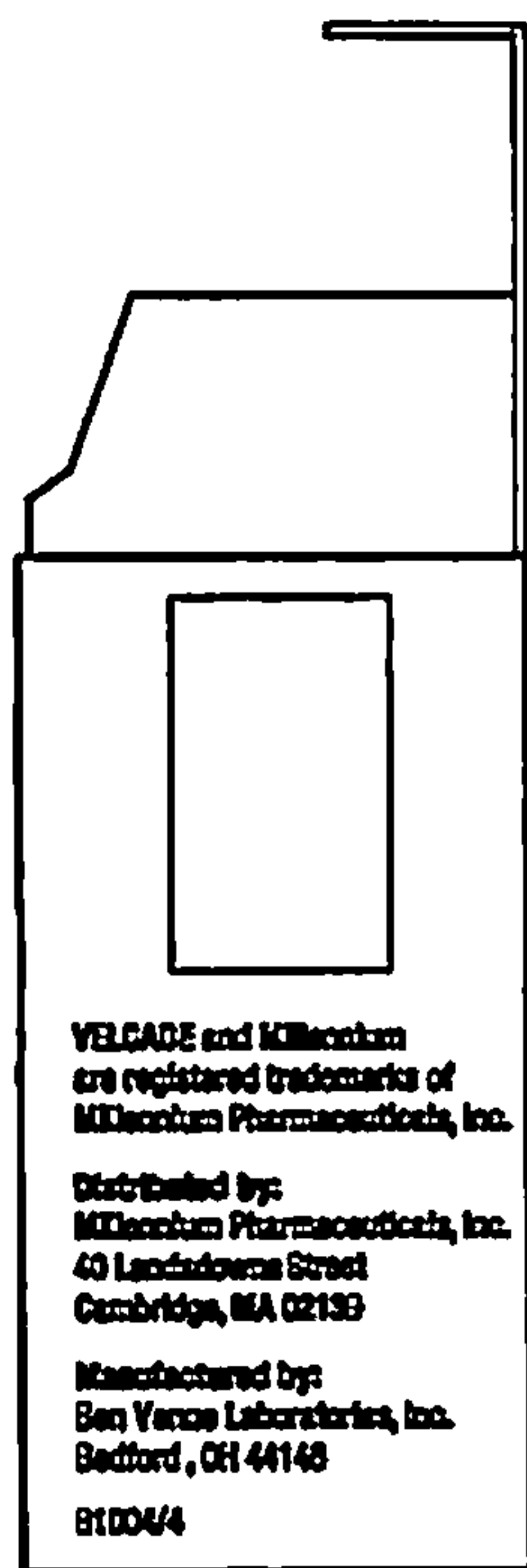


FIG. 4

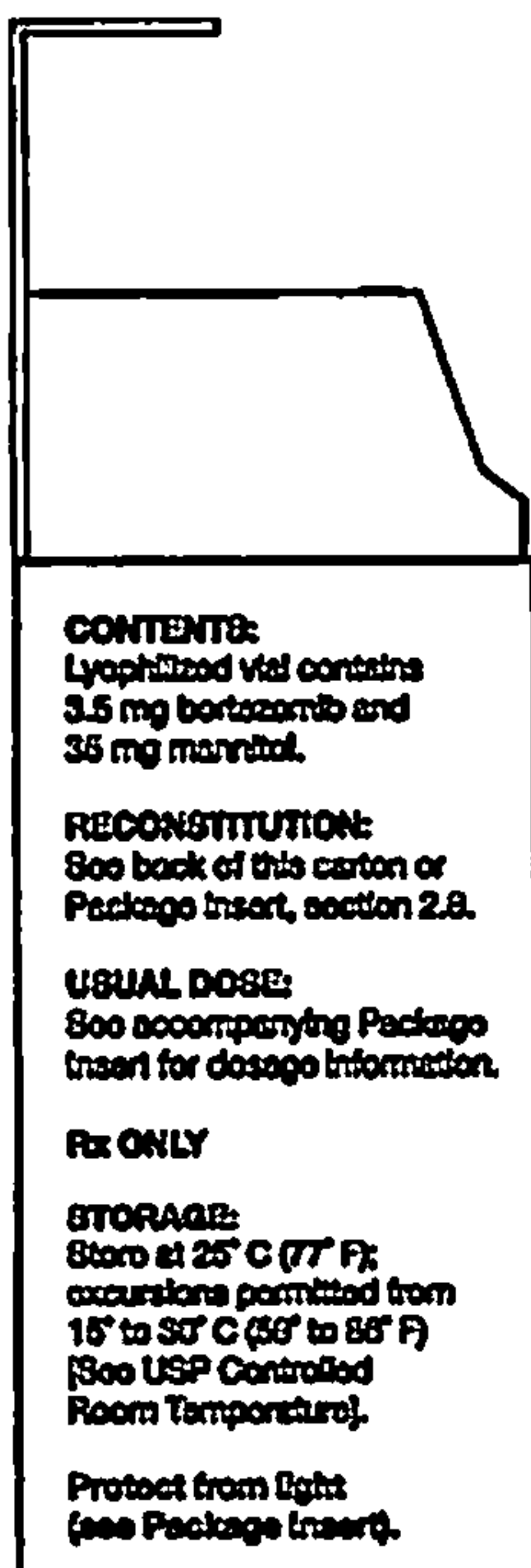


FIG. 5

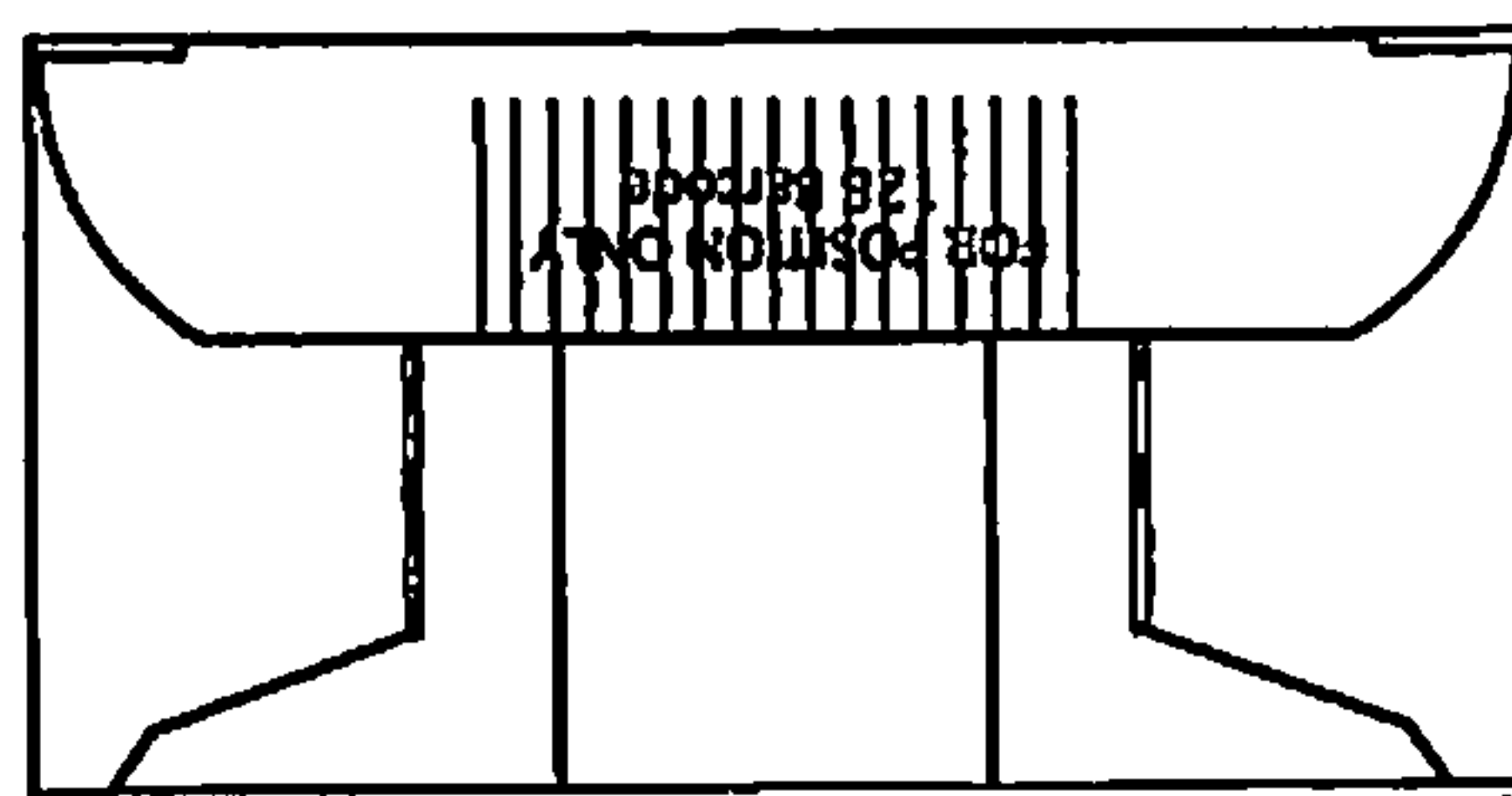


FIG. 6

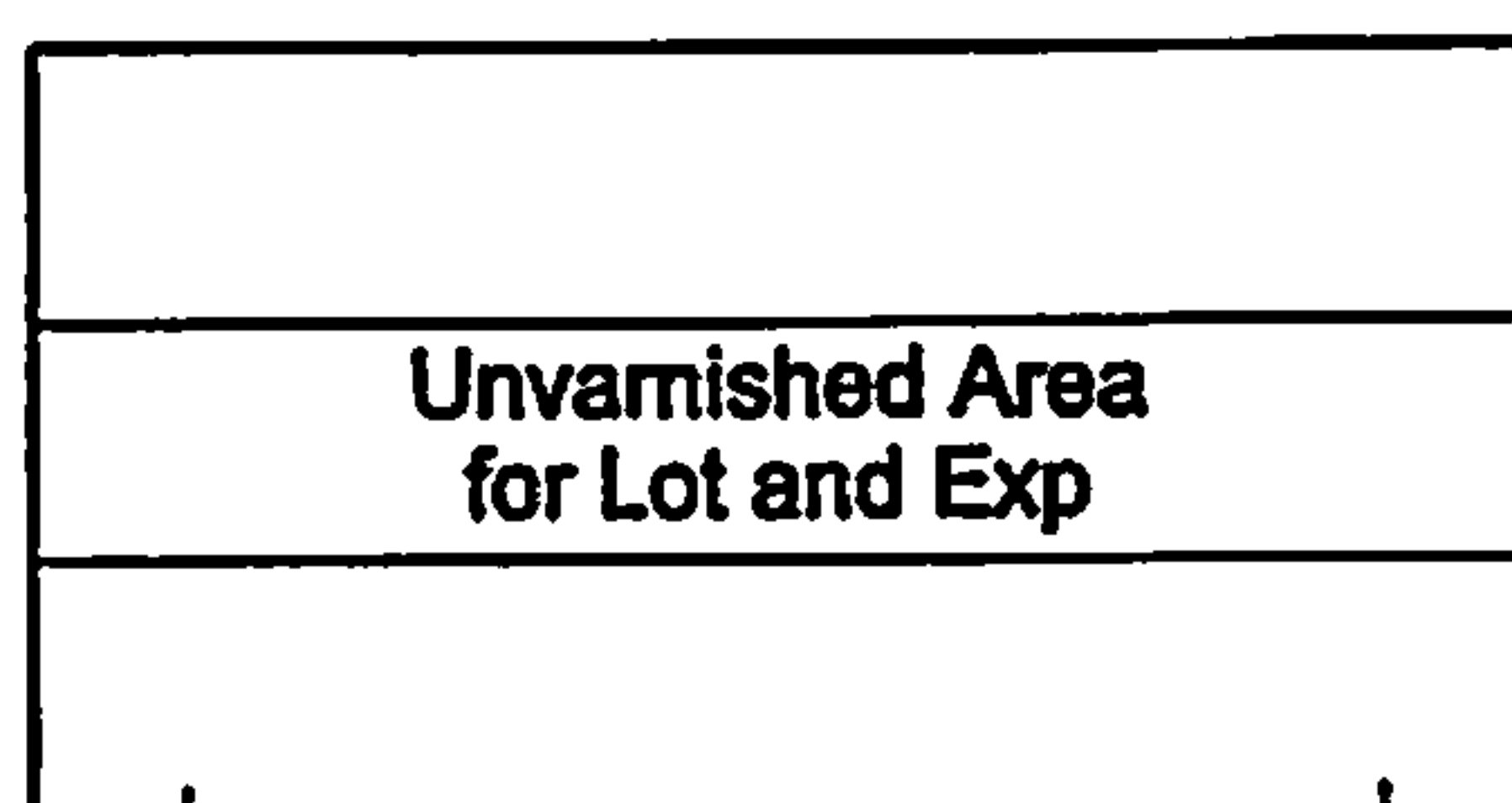


FIG. 7