



US00D695090S

(12) **United States Design Patent**  
**White**

(10) **Patent No.:** **US D695,090 S**

(45) **Date of Patent:** **\*\* Dec. 10, 2013**

- (54) **LIGHT SUPPORT BRACKET**
- (75) Inventor: **Franklin B. White**, Ft. Pierce, FL (US)
- (73) Assignee: **J. E. White LLC**, Ft. Pierce, FL (US)
- (\*\*) Term: **14 Years**
- (21) Appl. No.: **29/395,836**
- (22) Filed: **Apr. 6, 2012**
- (51) **LOC (9) Cl.** ..... **08-05**
- (52) **U.S. Cl.**  
USPC ..... **D8/354**
- (58) **Field of Classification Search**  
USPC ..... D8/349, 354, 355, 363, 373, 394, 333,  
D8/300; D12/115; 248/161, 158, 176, 274,  
248/298, 499-500, 551, 680, 251, 309.1,  
248/309.2, 300, 201, 218.4, 200, 140;  
40/606, 612, 607.14, 607.12;  
211/17-24; 24/455  
  
See application file for complete search history.

D494,050 S	8/2004	Klein et al.	.....	D8/373
D494,454 S	8/2004	Klein et al.	.....	D8/373
D521,852 S *	5/2006	Hall et al.	.....	D8/354
D541,636 S	5/2007	Walker et al.	.....	D8/373
D543,442 S *	5/2007	Shea	.....	D8/370
D543,443 S *	5/2007	Nankervis	.....	D8/380
D567,635 S	4/2008	Nankervis	.....	D8/354
7,360,627 B2 *	4/2008	Scott	.....	182/82
D568,727 S *	5/2008	Walker et al.	.....	D8/380
D605,497 S	12/2009	Lulla et al.	.....	D8/354
D609,996 S *	2/2010	Le	.....	D8/380
D637,894 S *	5/2011	Maurer	.....	D8/373
D650,483 S *	12/2011	Roggenkamp	.....	D24/184
D665,656 S *	8/2012	Anzelmo	.....	D8/380
D680,052 S *	4/2013	Lee	.....	D12/223
2003/0122052 A1 *	7/2003	Huang et al.	.....	248/441.1
2008/0307684 A1	12/2008	Ulloa et al.	.....	40/607.1
2009/0178319 A1	7/2009	Ulloa et al.	.....	40/607.1

\* cited by examiner

*Primary Examiner* — Mark Goodwin  
(74) *Attorney, Agent, or Firm* — David A. Burge

(57) **CLAIM**  
I claim the ornamental design for a light support bracket, as shown and described.

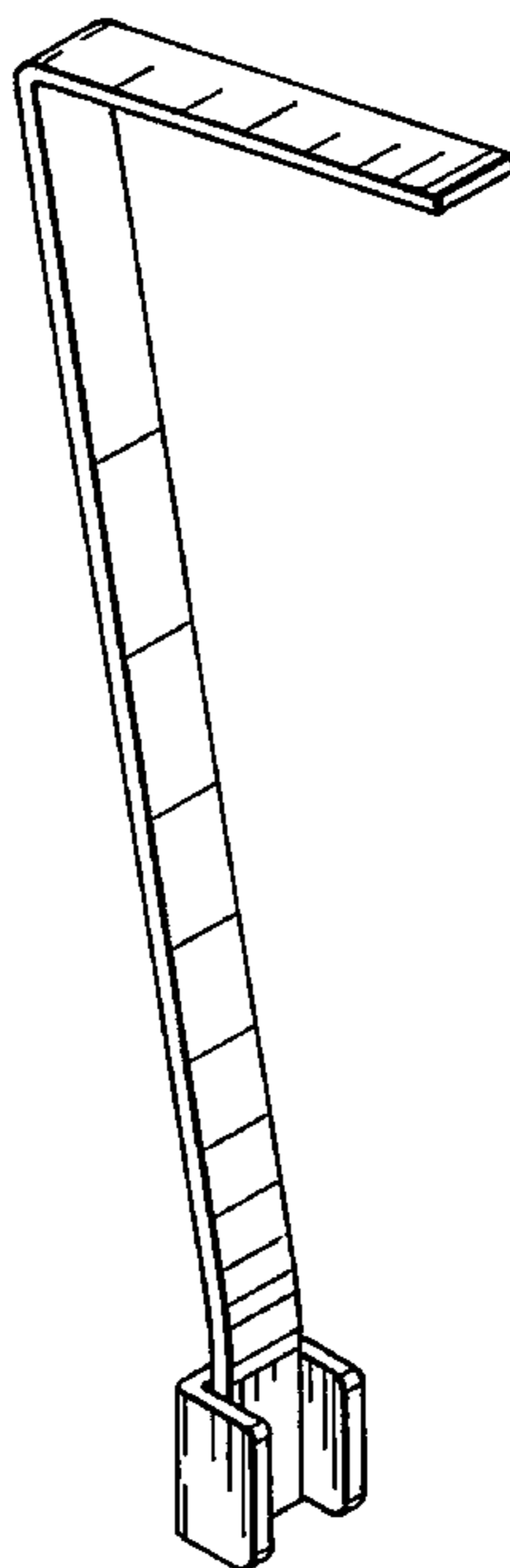
**DESCRIPTION**

FIG. 1 is a front top and left side perspective view of a light support bracket showing my new design.  
FIG. 2 is a top view thereof;  
FIG. 3 is a bottom view thereof;  
FIG. 4 is a right side view thereof, it being understood that a left side view is a mirror image thereof;  
FIG. 5 is a front view thereof; and,  
FIG. 6 is a rear view thereof.

**1 Claim, 2 Drawing Sheets**

(56) **References Cited**  
U.S. PATENT DOCUMENTS

D226,421 S *	3/1973	Rich	.....	D8/380
D226,833 S *	5/1973	Rich	.....	D8/380
3,918,668 A *	11/1975	Thorpe	.....	248/205.3
D248,910 S	8/1978	DeFilippo	.....	D6/137
D288,282 S	2/1987	Sheets	.....	D8/373
D290,931 S	7/1987	Powell	.....	D8/373
D305,299 S *	1/1990	Freeman	.....	D8/373
D329,372 S	9/1992	Wilms	.....	D8/380
D382,464 S *	8/1997	McCoy et al.	.....	D8/373
D425,402 S *	5/2000	Welborn et al.	.....	D8/354
D483,249 S	12/2003	Klein et al.	.....	D8/373






FIG. 1

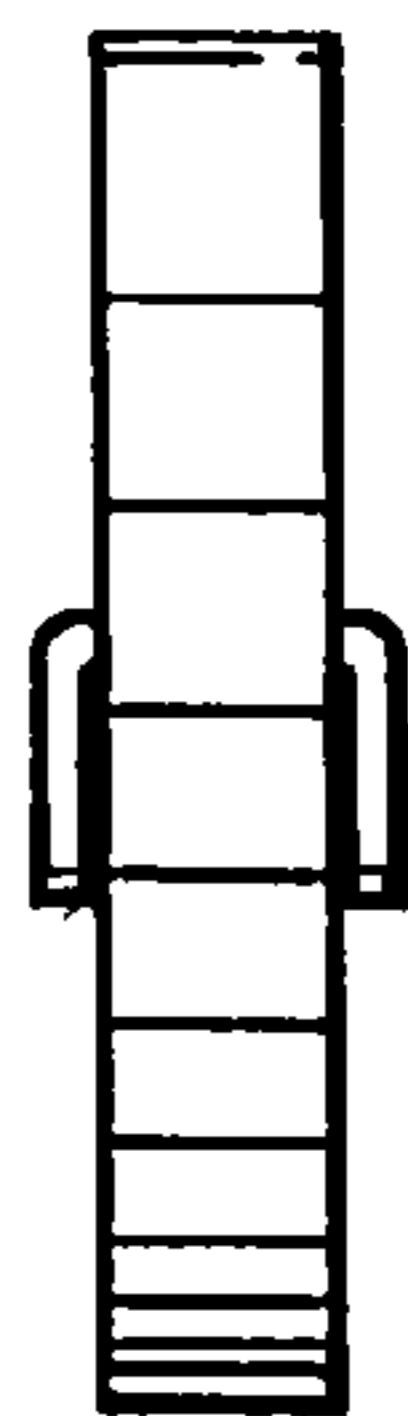


FIG. 2



FIG. 3

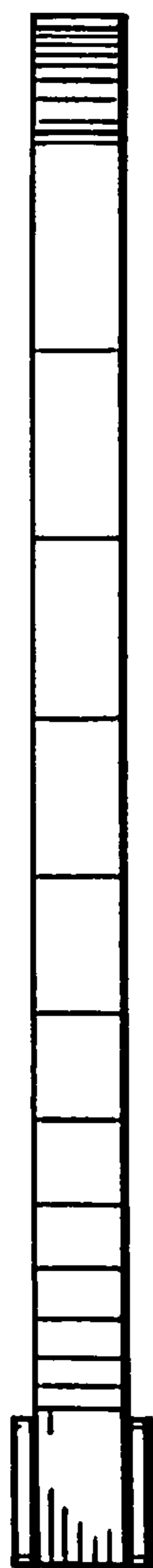


FIG. 5

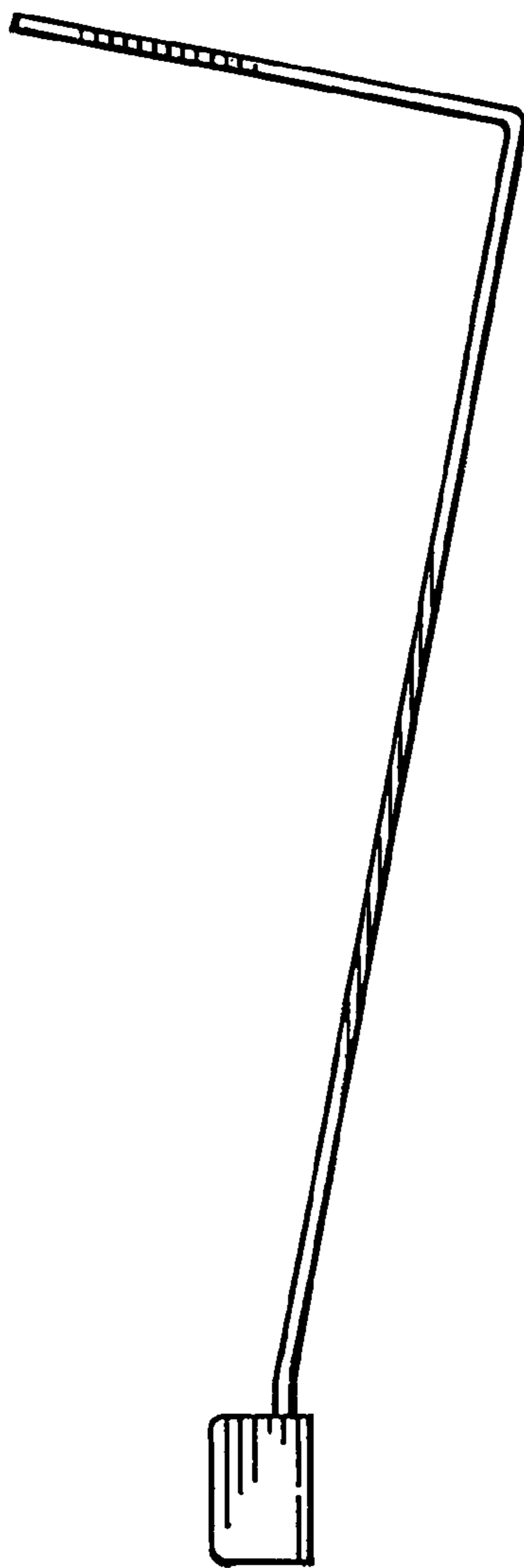


FIG. 4

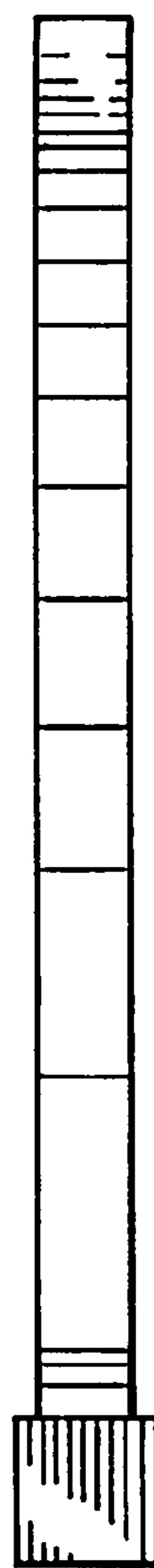


FIG. 6