

US00D695062S

(12) **United States Design Patent**  
**Schreiber-Pethan et al.**

(10) **Patent No.:** **US D695,062 S**  
(45) **Date of Patent:** **\*\* Dec. 10, 2013**

(54) **HANDLE FOR FOOD SERVICE EQUIPMENT**

(75) Inventors: **Rebecca Schreiber-Pethan**, Sheboygan, WI (US); **Mark V. LeGreve**, Two Rivers, WI (US)

(73) Assignee: **The Vollrath Company, L.L.C.**, Sheboygan, WI (US)

(\*\*) Term: **14 Years**

(21) Appl. No.: **29/417,521**

(22) Filed: **Apr. 4, 2012**

**Related U.S. Application Data**

(60) Continuation of application No. 29/413,566, filed on Feb. 16, 2012, now Pat. No. Des. 670,965, which is a division of application No. 29/389,371, filed on Apr. 11, 2011, now Pat. No. Des. 655,975, which is a division of application No. 29/357,549, filed on Mar. 12, 2010, now Pat. No. Des. 637,039.

(51) **LOC (9) Cl.** ..... **07-02**

(52) **U.S. Cl.**

USPC ..... **D7/394**

(58) **Field of Classification Search**

USPC ..... D7/306, 309, 397, 398, 313, 368, 387, D7/392, 392.1, 393, 394, 395, 300, 311; 137/600; D8/300, 307, 308, 315-319; D1/125; 222/222, 255, 481, 568, 566, 222/569

See application file for complete search history.

(56) **References Cited**

**U.S. PATENT DOCUMENTS**

D29,311 S 9/1898 Murray  
D40,642 S 4/1910 Gutermann  
D41,658 S 8/1911 Reznor

D53,221 S 4/1919 Gercich  
D53,708 S 8/1919 Earl  
D94,711 S 2/1935 Rogers  
2,241,990 A 5/1941 Gehlert, Sr. et al.  
D182,594 S 4/1958 Hunter  
D188,342 S 7/1960 Faber  
D189,636 S 1/1961 Cripe  
D189,904 S 3/1961 Seltsam  
D194,389 S 1/1963 Benjamin  
D198,619 S 7/1964 Heintz  
D200,230 S 2/1965 Seltsam  
D202,689 S 11/1965 Relchow

(Continued)

**OTHER PUBLICATIONS**

Vollrath, Buffett and Tabletop Service, Equipment and Smallwares 2010-2011, pp. 9.14-9.28.

*Primary Examiner* — Cynthia M Chin

(74) *Attorney, Agent, or Firm* — Foley & Lardner LLP

(57) **CLAIM**

We claim the ornamental design for a handle for food service equipment, as shown and described.

**DESCRIPTION**

FIG. 1 is a front perspective view from above of the claimed design;

FIG. 2 is a front view of the claimed design;

FIG. 3 is a rear view of the claimed design;

FIG. 4 is a right side view of the claimed design;

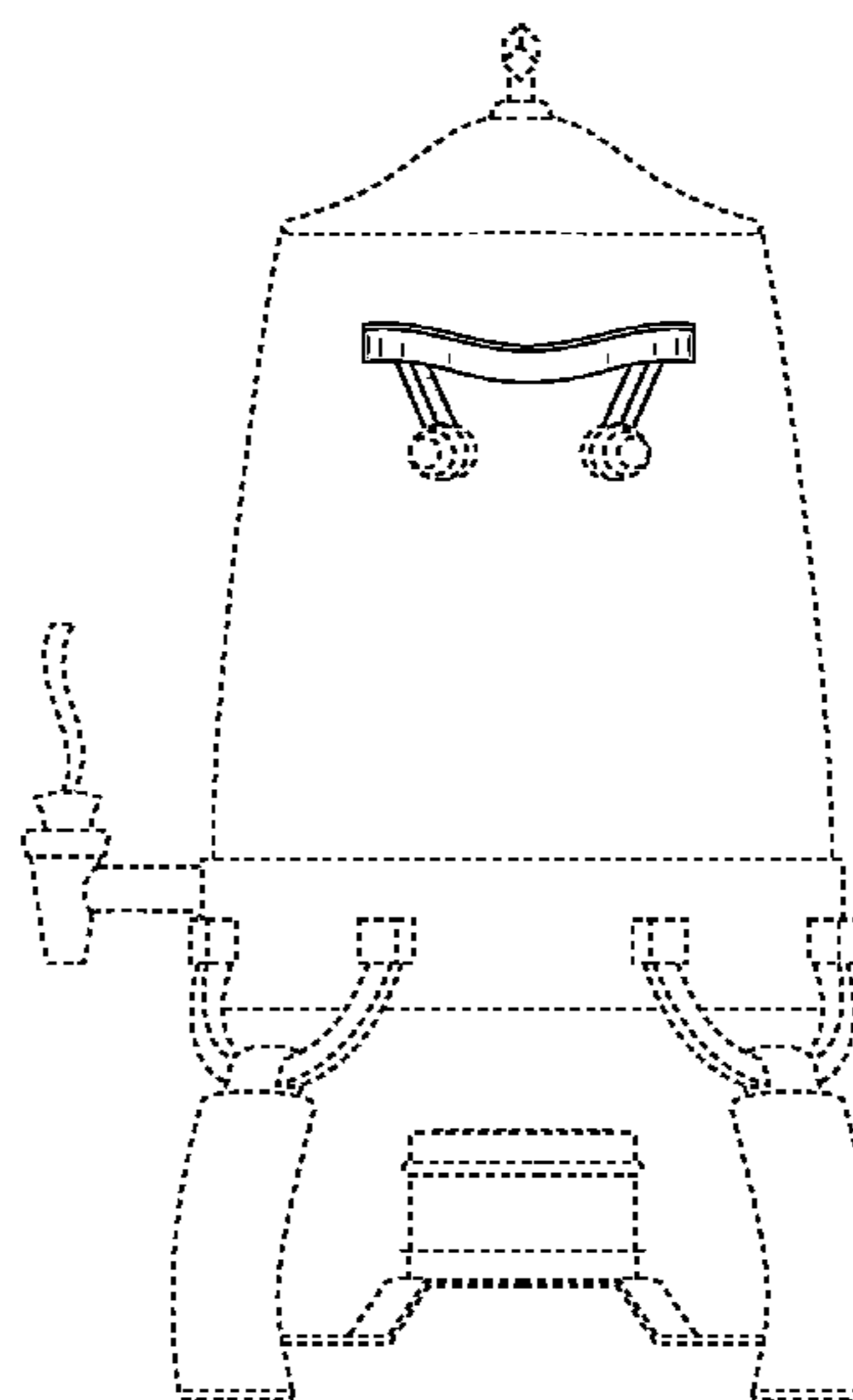
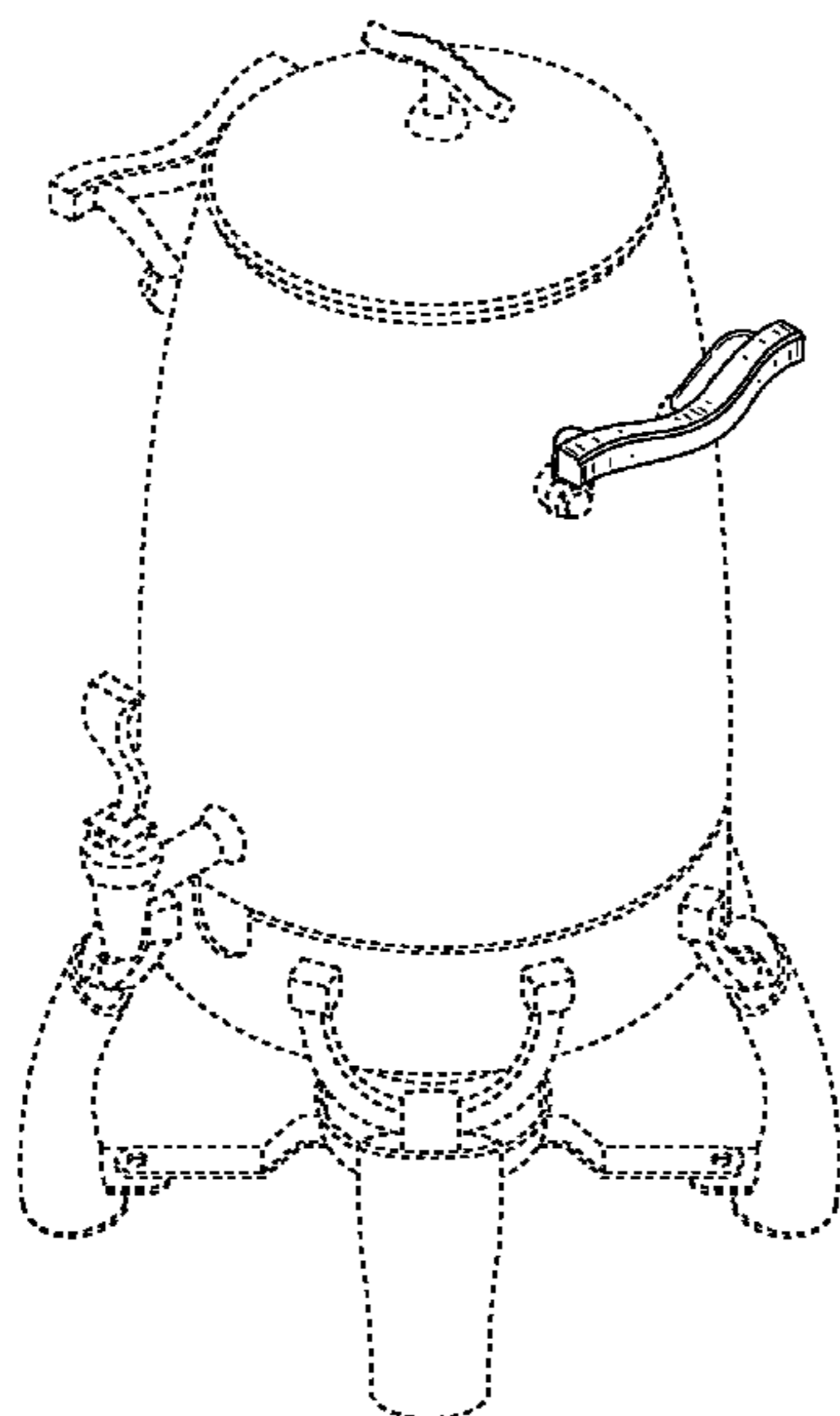
FIG. 5 is a left side view of the claimed design;

FIG. 6 is a top view of the claimed design; and,

FIG. 7 is a bottom side view of the claimed design.

The ornamental design that is claimed is shown in solid lines in the drawings. The broken lines shown are included for the purpose of illustrating the unclaimed portions of the article that form no part of the claimed design.

**1 Claim, 6 Drawing Sheets**



(56)

**References Cited**

U.S. PATENT DOCUMENTS

D202,690 S	11/1965	Relchow		D433,272 S	11/2000	Park	
D204,058 S	3/1966	Collins et al.		6,158,626 A	12/2000	Guerra et al.	
D204,059 S	3/1966	Collins et al.		D435,994 S	1/2001	Gaffney	
D204,663 S	5/1966	Loeb		D437,181 S	2/2001	Park	
D204,840 S	5/1966	Welch		D454,772 S	3/2002	Dewald et al.	
D204,979 S	6/1966	Loeb		D489,932 S	5/2004	Picozza et al.	
D293,189 S	12/1987	Sandler		D493,331 S	7/2004	Munoz	
D312,022 S	11/1990	Haber		D496,142 S *	9/2004	Jimenez et al. ....	D1/125
D316,807 S	5/1991	Paulson et al.		D525,828 S	8/2006	Daniels, Jr.	
D323,968 S	2/1992	Blocker et al.		D526,111 S *	8/2006	Rivero-Jimenez et al. ....	D1/125
D333,966 S	3/1993	Levien		D535,146 S	1/2007	Grundmann	
D337,714 S	7/1993	Levien		D548,519 S	8/2007	Rae	
D342,863 S	1/1994	Patrick		D562,631 S	2/2008	Finkelstein	
D358,289 S	5/1995	Thies et al.		D563,468 S	3/2008	Mattson et al.	
D363,634 S	10/1995	Cohn		D570,148 S	6/2008	Garman	
D371,291 S *	7/1996	Ainscough .....	D8/315	D582,209 S	12/2008	Thomas	
D379,050 S	5/1997	Kohanski		D582,722 S	12/2008	Pena	
D381,556 S	7/1997	Cohen et al.		D582,749 S	12/2008	Frazier	
D416,436 S	11/1999	Miller		D585,693 S	2/2009	Wright	
D417,595 S	12/1999	Mittmann		D613,577 S *	4/2010	Koskela .....	D8/318
				D640,897 S	7/2011	Chung	
				D651,371 S *	12/2011	Seliskar et al. ....	D30/160

\* cited by examiner

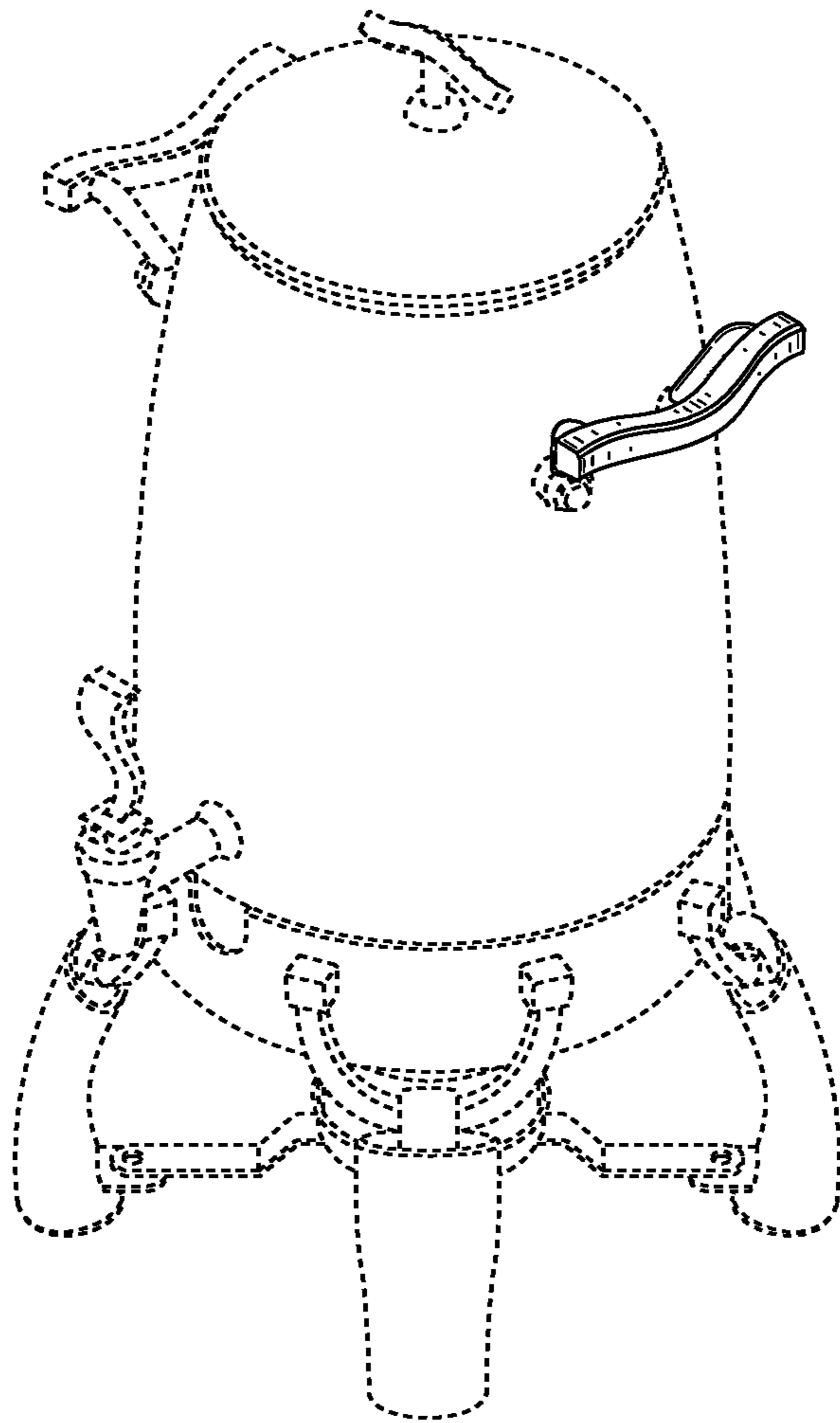
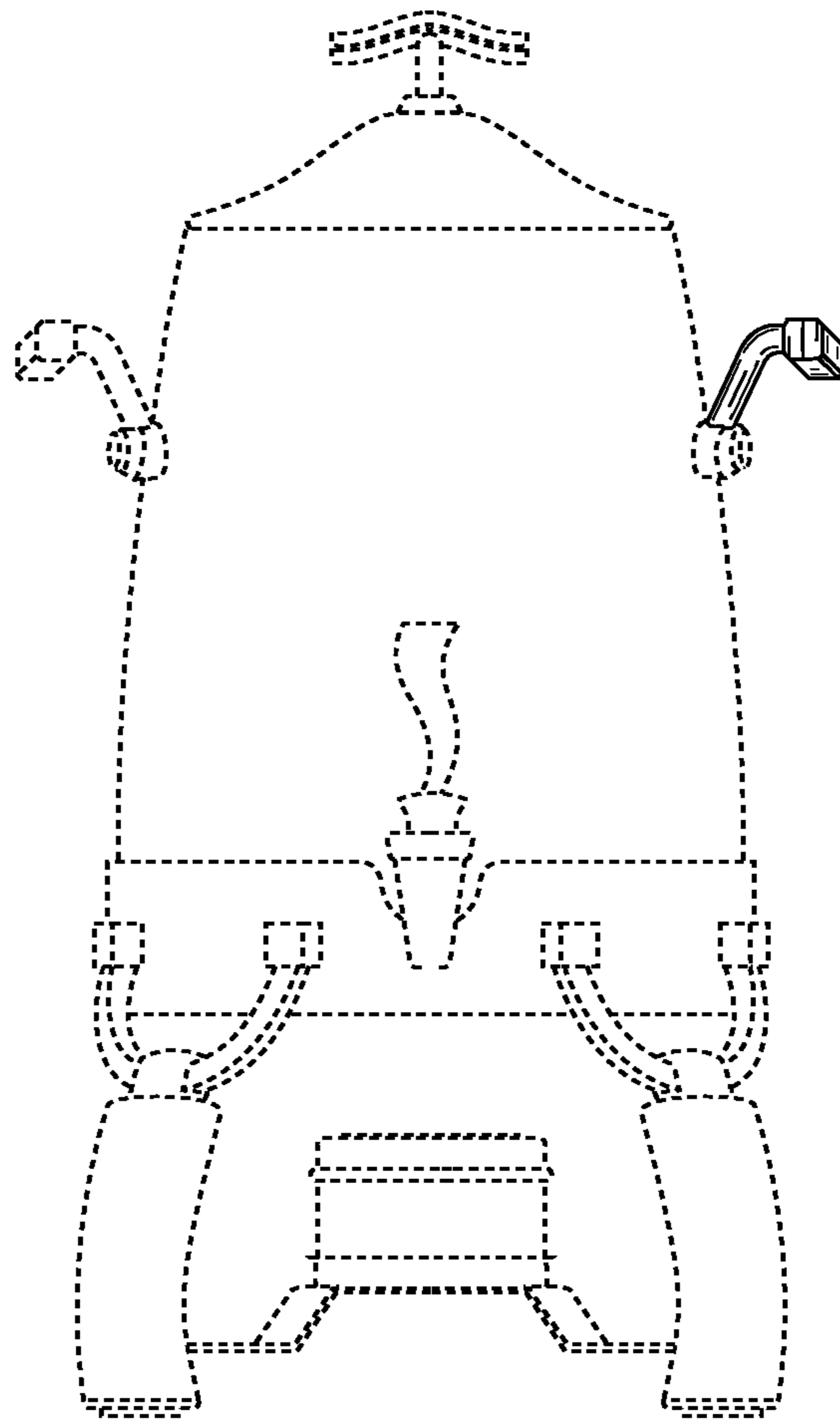
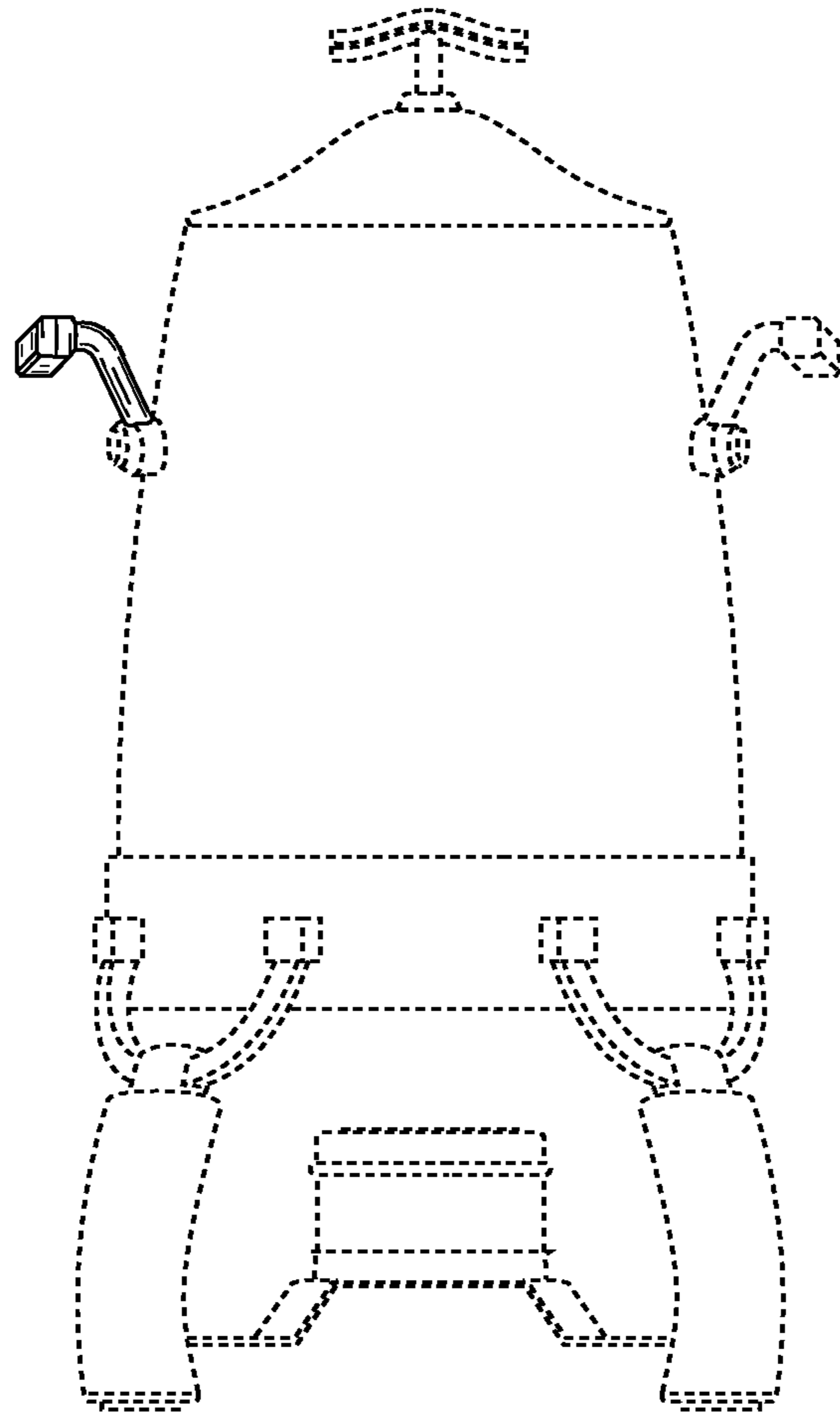


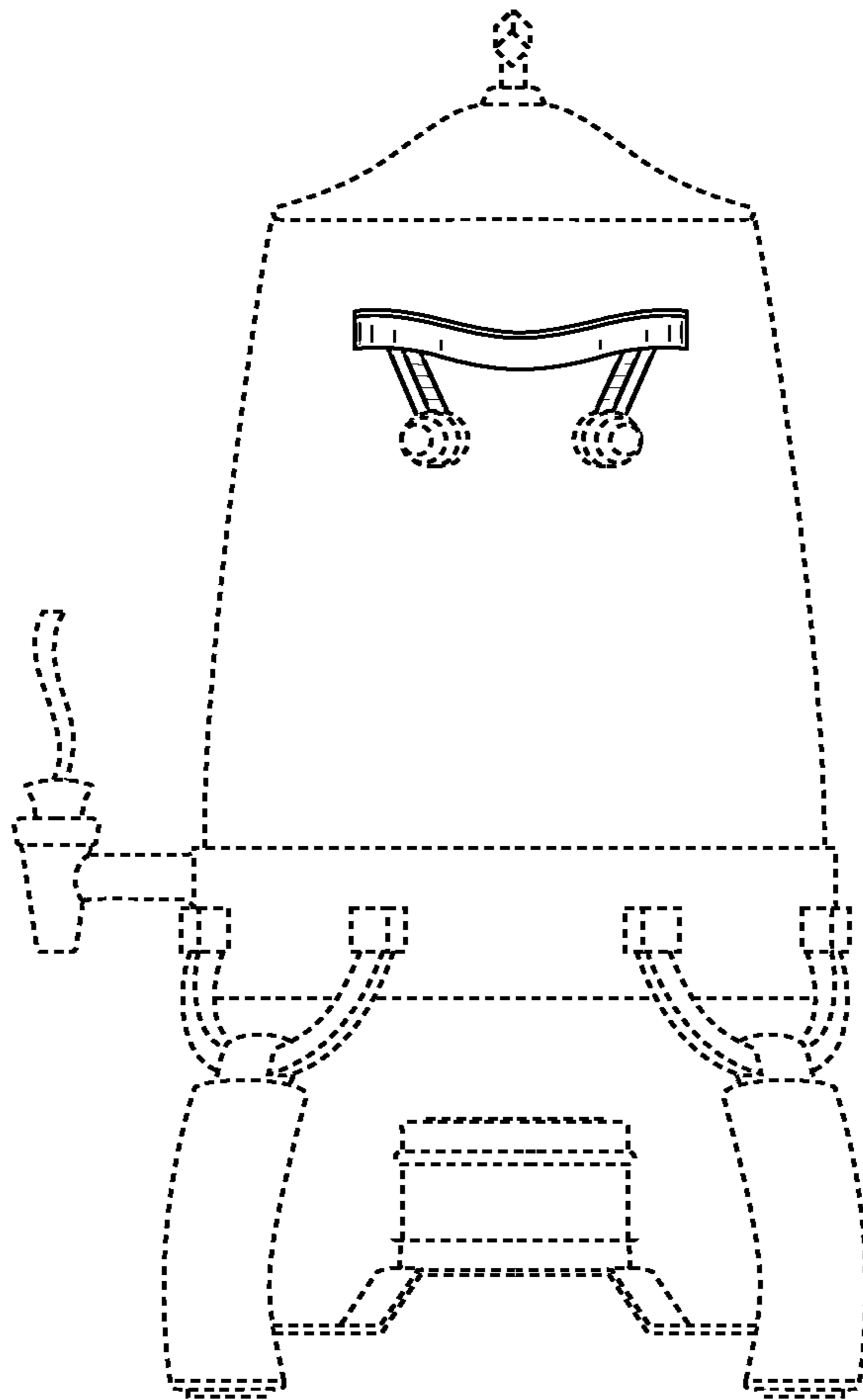
FIG. 1



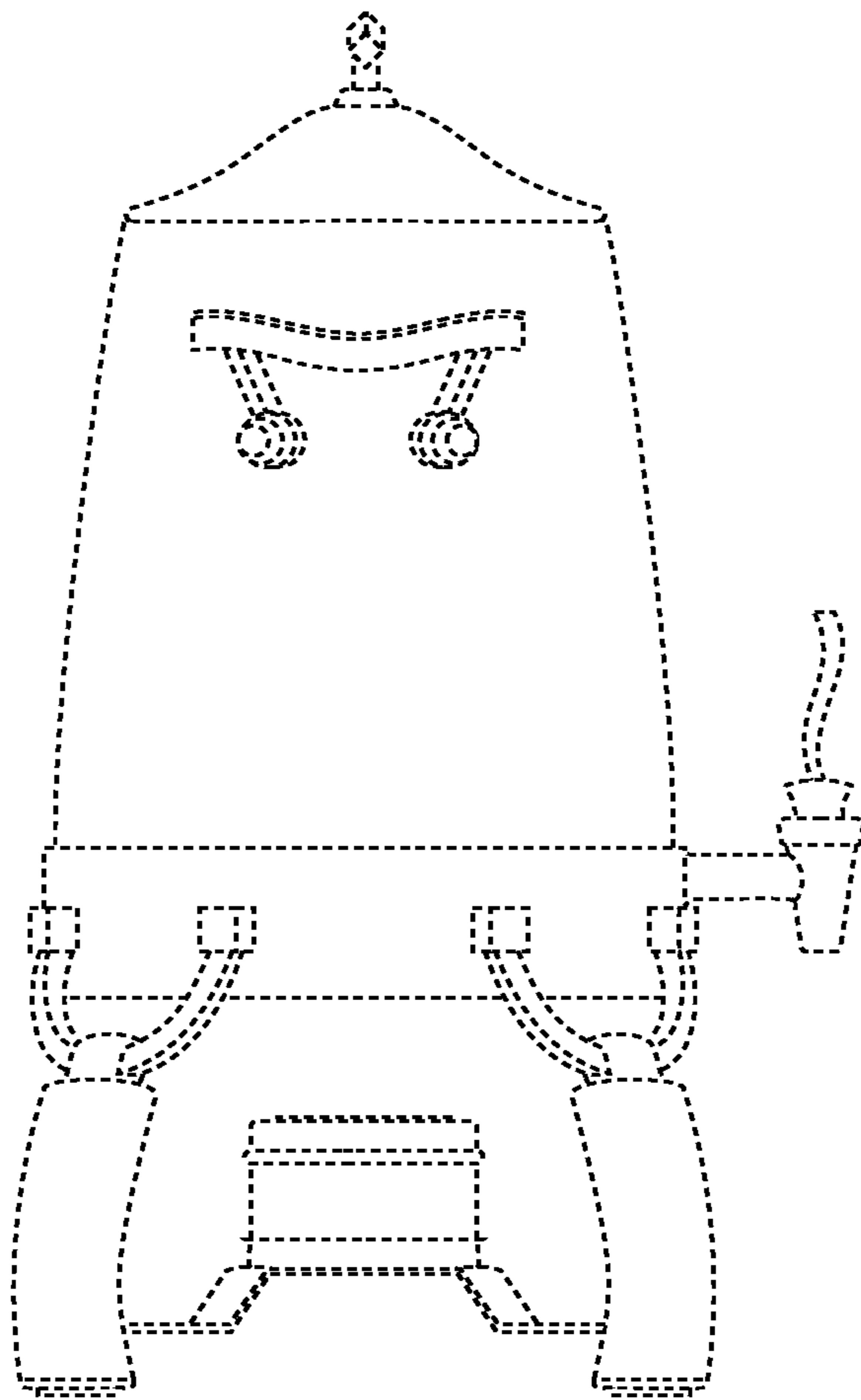
**FIG. 2**



**FIG. 3**

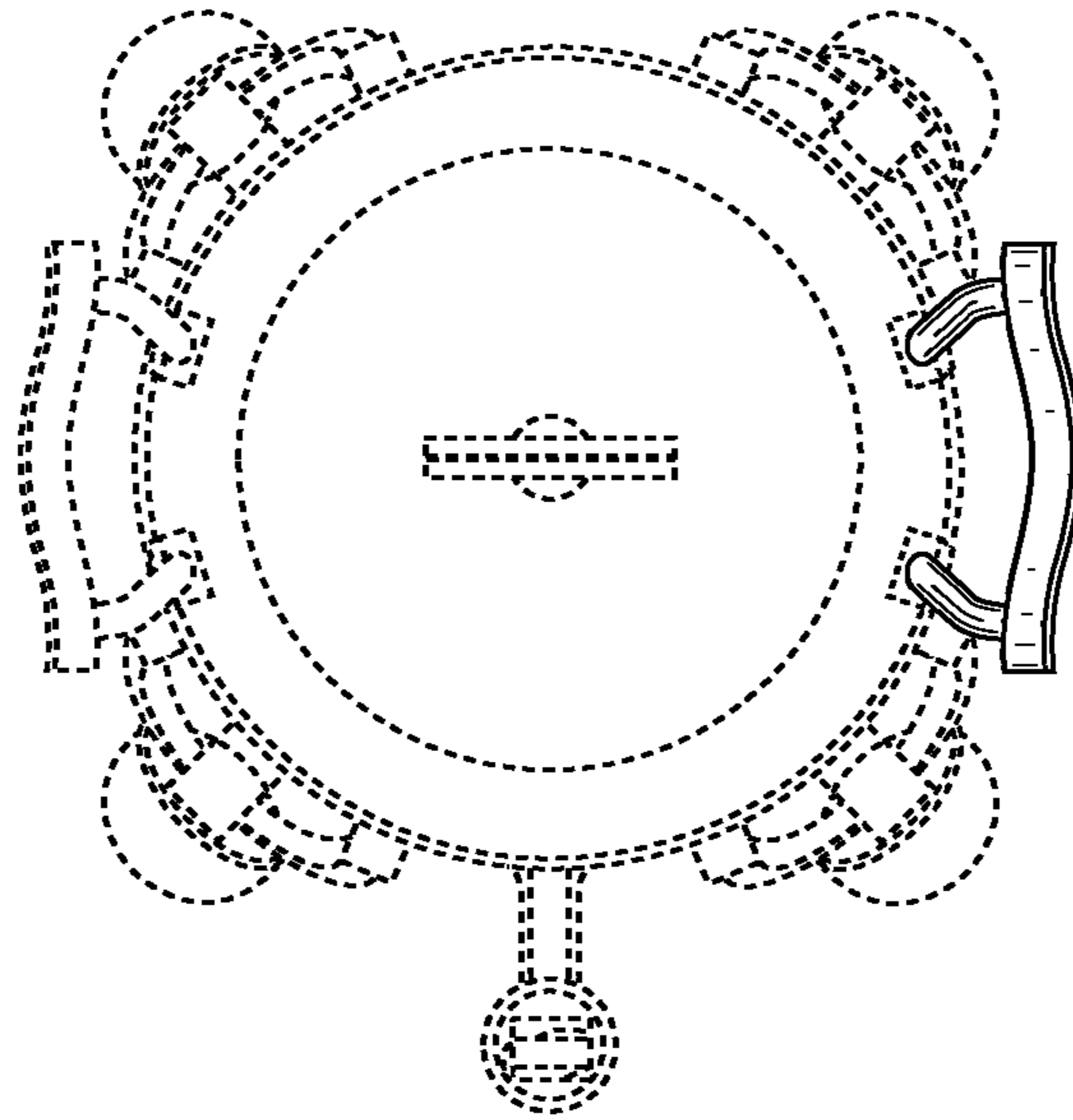


**FIG. 4**

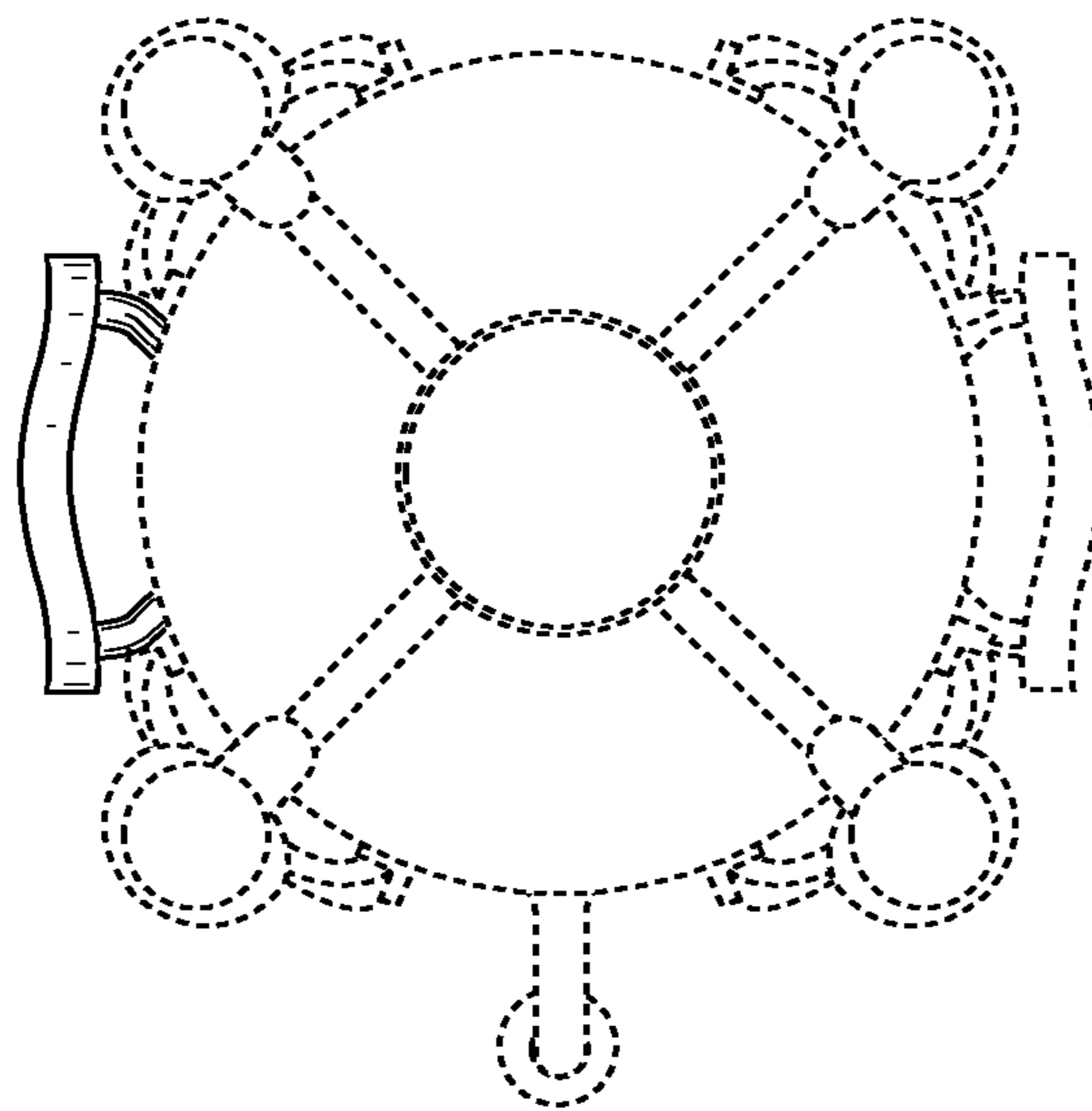


**FIG. 5**





**FIG. 6**



**FIG. 7**