

US00D695061S

(12) **United States Design Patent**
Dunn et al.

(10) **Patent No.:** **US D695,061 S**
(45) **Date of Patent:** **** Dec. 10, 2013**

(54) **CONTAINER CAP**

(75) Inventors: **Steven B. Dunn**, Beverly Hills, CA (US); **Mark A. Hatherill**, Beverly Hills, CA (US); **Rodolfo Gastelum**, San Pedro, CA (US); **Won Song**, Porter Ranch, CA (US)

(73) Assignee: **Munchkin, Inc.**, Van Nuys, CA (US)

(**) Term: **14 Years**

(21) Appl. No.: **29/374,939**

(22) Filed: **Oct. 26, 2011**

(51) **LOC (9) Cl.** **07-02**

(52) **U.S. Cl.**
USPC **D7/392.1; D9/443**

(58) **Field of Classification Search**
USPC D7/391, 392, 392.1, 396.2, 509-511, D7/523, 608, 900; D9/443, 446, 447, 449, D9/450, 453, 505; 215/11.6, 44, 224, 229, 215/306, 311; 220/3.75, 23.83, 212.5, 292, 220/714, 705; 222/83, 420, 450, 530, 543
See application file for complete search history.

(56) **References Cited**

U.S. PATENT DOCUMENTS

D345,673 S * 4/1994 Dark D7/392.1
D461,361 S * 8/2002 Orr et al. D7/392.1
D576,450 S * 9/2008 Roth et al. D7/629
D580,227 S * 11/2008 Roth et al. D7/510
D584,102 S * 1/2009 Valderrama et al. D7/392.1

D629,644 S * 12/2010 Zhuang et al. D7/392.1
D640,553 S * 6/2011 Eiteljorg et al. D9/443
D644,067 S * 8/2011 Valderrama et al. D7/534
D652,248 S * 1/2012 Valderrama et al. D7/392.1
8,317,050 B2 * 11/2012 Hollis et al. 220/254.3
D671,793 S * 12/2012 Hakim D7/392.1
2012/0305582 A1 * 12/2012 Dunn et al. 220/714

OTHER PUBLICATIONS

U.S. Appl. No. 13/192,438, filed Jul. 27, 2011, Steven B. Dunn, et. al.
U.S. Appl. No. 13/192,440, filed Jul. 27, 2011, Steven B. Dunn, et. al.
U.S. Appl. No. 13/192,441, filed Jul. 27, 2011, Steven B. Dunn, et. al.

* cited by examiner

Primary Examiner — Susan E Krakower

(74) *Attorney, Agent, or Firm* — Robert Z. Evora, Esq.

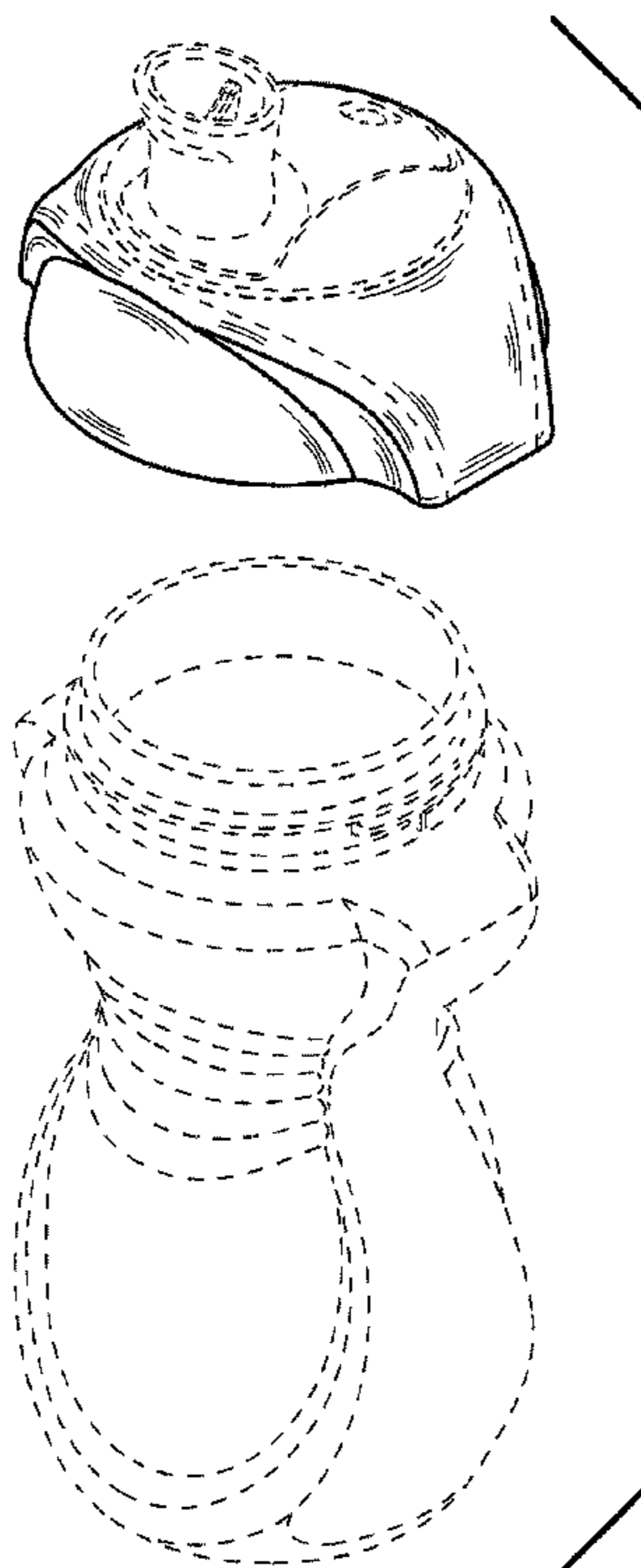
(57) **CLAIM**

The ornamental design for a container cap, as shown and described.

DESCRIPTION

FIG. 1 is an exploded top, front, and right side perspective view of a container cap showing our new design; FIG. 2 is a front view of the container cap; FIG. 3 is a side view of the container cap; FIG. 4 is a top view of the container cap; and, FIG. 5 is a bottom view of the container cap. The broken lines illustrate environmental structure which form no part of the claimed design. The dot-dash-dot lines shown in FIGS. 1-4 represent the boundary of the claim.

1 Claim, 3 Drawing Sheets



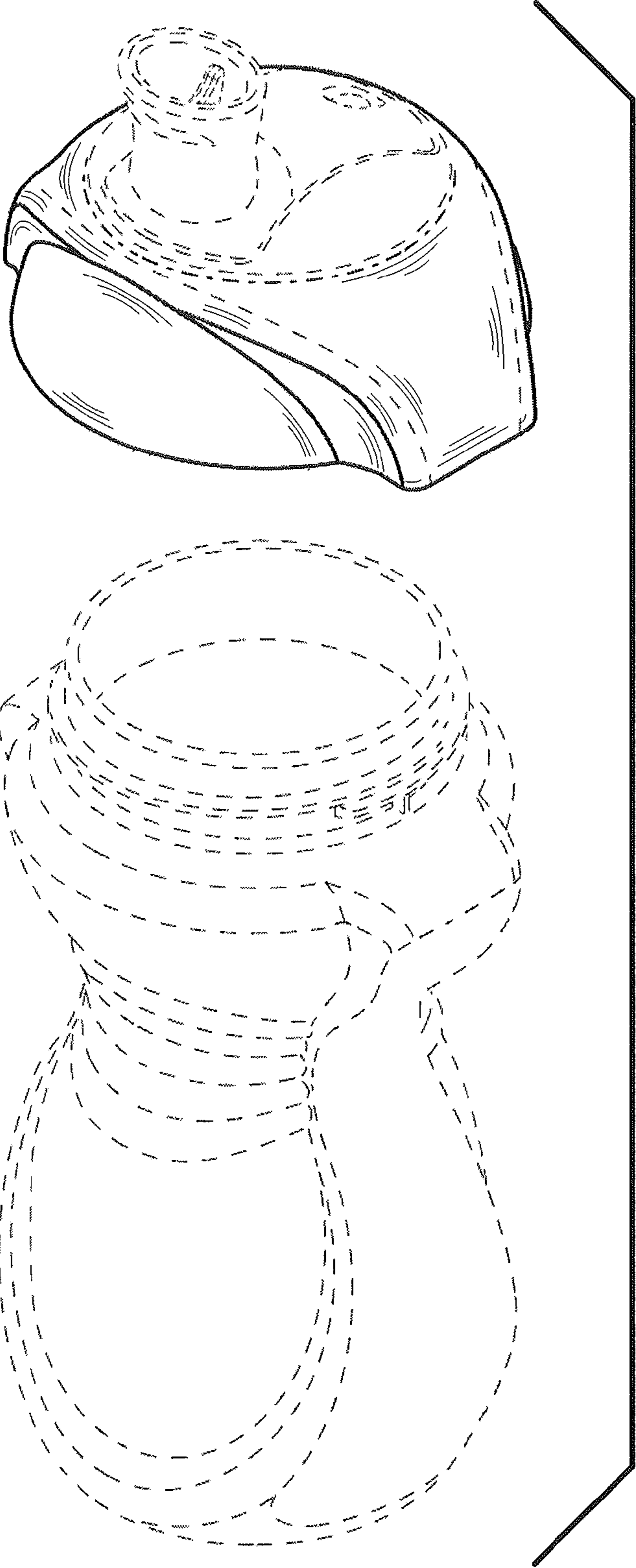


FIG. 1




FIG. 2

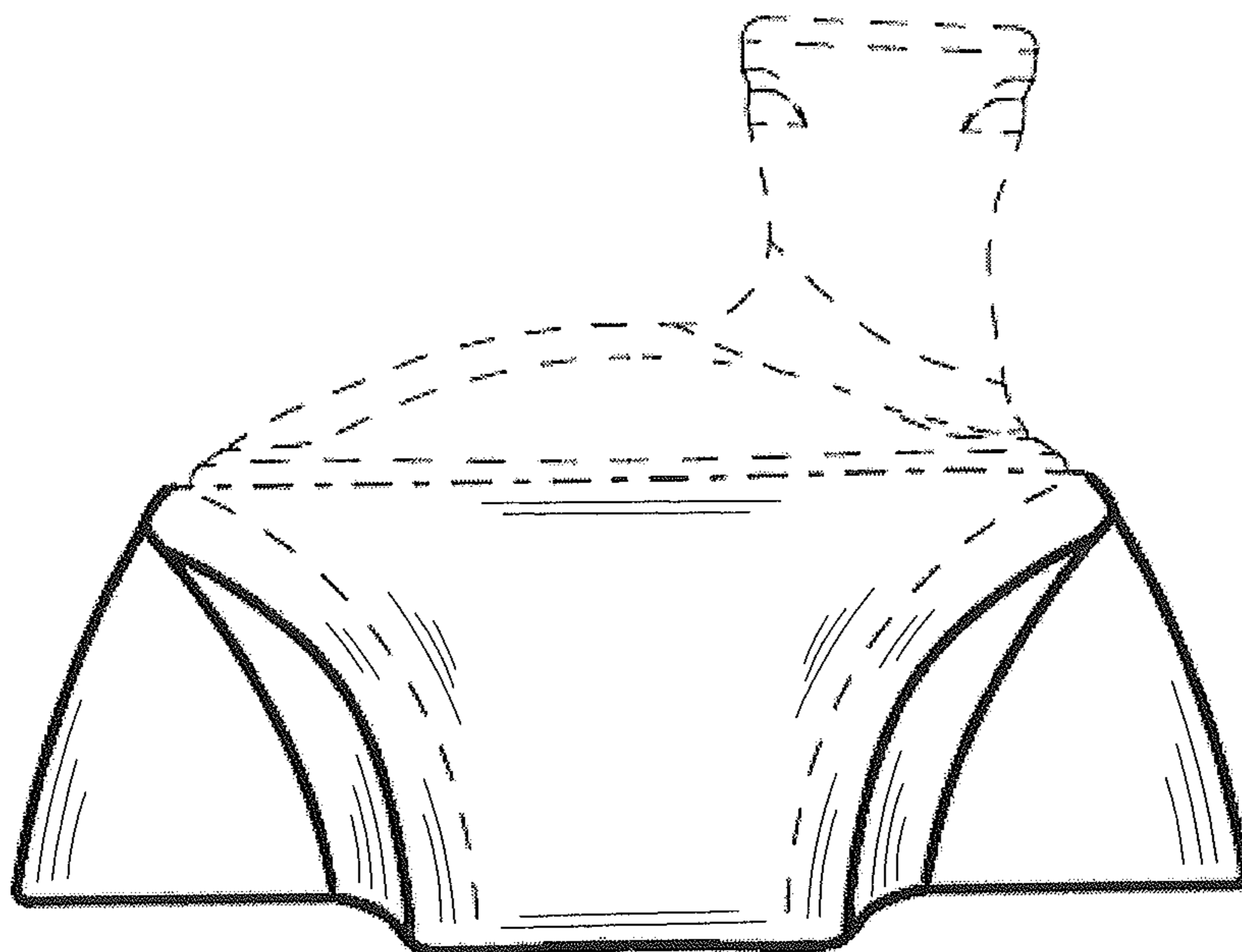


FIG. 3

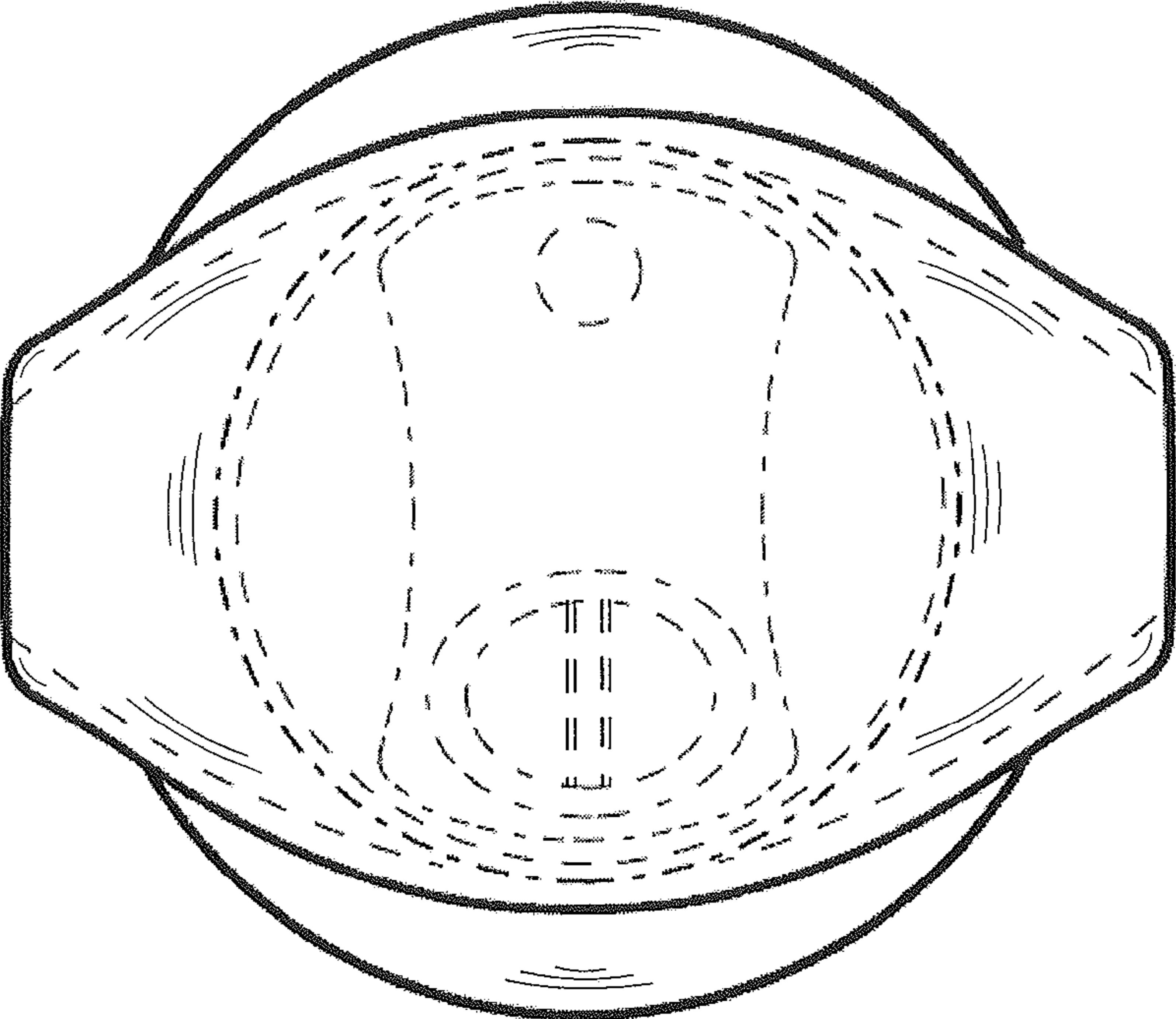


FIG. 4

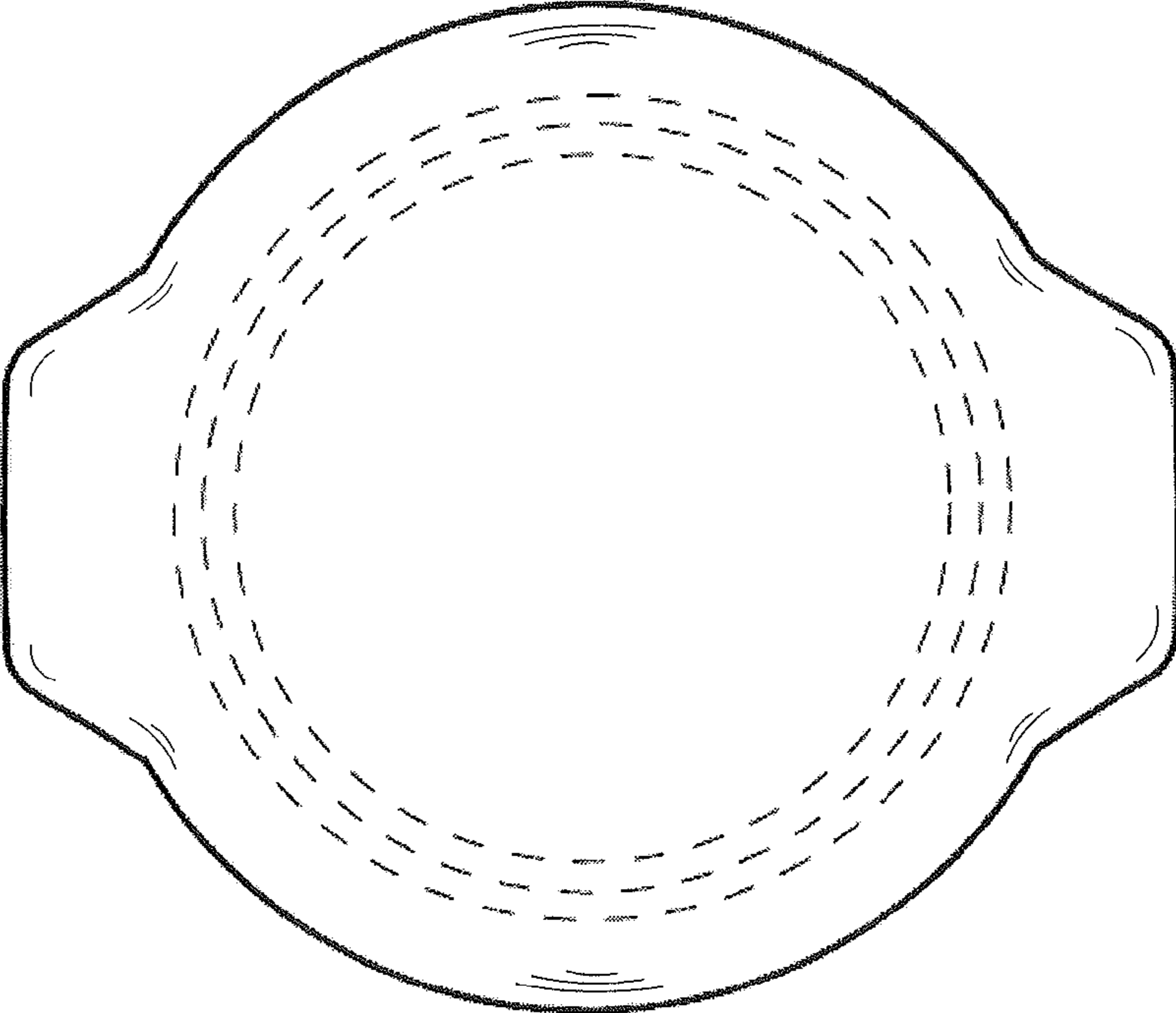


FIG. 5