

US00D695043S

(12) **United States Design Patent**
Middleton

(10) **Patent No.:** **US D695,043 S**
(45) **Date of Patent:** **** Dec. 10, 2013**

(54) **MAT**

(56) **References Cited**

(71) Applicant: **D&M Middleton Limited**, Cleckheaton (GB)
(72) Inventor: **Christopher Thomas Middleton**, Cleckheaton (GB)
(73) Assignee: **D&M Middleton Limited**, Cleckheaton, West Yorkshire (GB)
(**) Term: **14 Years**

U.S. PATENT DOCUMENTS

D38,290 S *	10/1906	Haas	D5/61
D73,692 S *	10/1927	Feather	D5/61
D88,550 S *	12/1932	Hellman	D5/61
D124,369 S *	12/1940	Sherman	D5/61
D196,481 S *	10/1963	Sachs	D5/61
D287,195 S *	12/1986	Billgren	D5/53
D300,693 S *	4/1989	Grasso	D5/53
D318,572 S *	7/1991	Schultz et al.	D5/53
D319,350 S *	8/1991	Paschke et al.	D5/53
D332,874 S *	2/1993	Shufelt et al.	D5/53
D372,587 S *	8/1996	Arnone et al.	D5/37
D622,065 S *	8/2010	Kaer	D5/61

(21) Appl. No.: **29/447,740**

* cited by examiner

(22) Filed: **Mar. 6, 2013**

Primary Examiner — Karen S Acker

(30) **Foreign Application Priority Data**

(74) *Attorney, Agent, or Firm* — Chapman and Cutler LLP

Sep. 18, 2012 (EM) 002105163-0001

(57) **CLAIM**

The ornamental design for a mat, as shown and described.

(51) **LOC (9) Cl.** **06-11**

DESCRIPTION

(52) **U.S. Cl.**
USPC **D6/590**

FIG. 1 is a top perspective view of the mat of the present invention;

FIG. 2 is a top plan view thereof;


FIG. 3 is a right side elevational view thereof, the left side elevational view being identical thereto;

FIG. 4 is a bottom plan view thereof; and,

FIG. 5 is a front elevational view thereof, the rear elevational view being identical thereto.

(58) **Field of Classification Search**
USPC D6/582, 583, 584, 585, 588, 589, 591, D6/592, 593, 596, 603, 613, 615, 616, 617, D6/619, 620, 621; D5/61, 63; D12/203; 4/581, 582, 583; 5/417, 420; 15/215, 15/238; 52/660; 428/85; D32/57
See application file for complete search history.

1 Claim, 3 Drawing Sheets



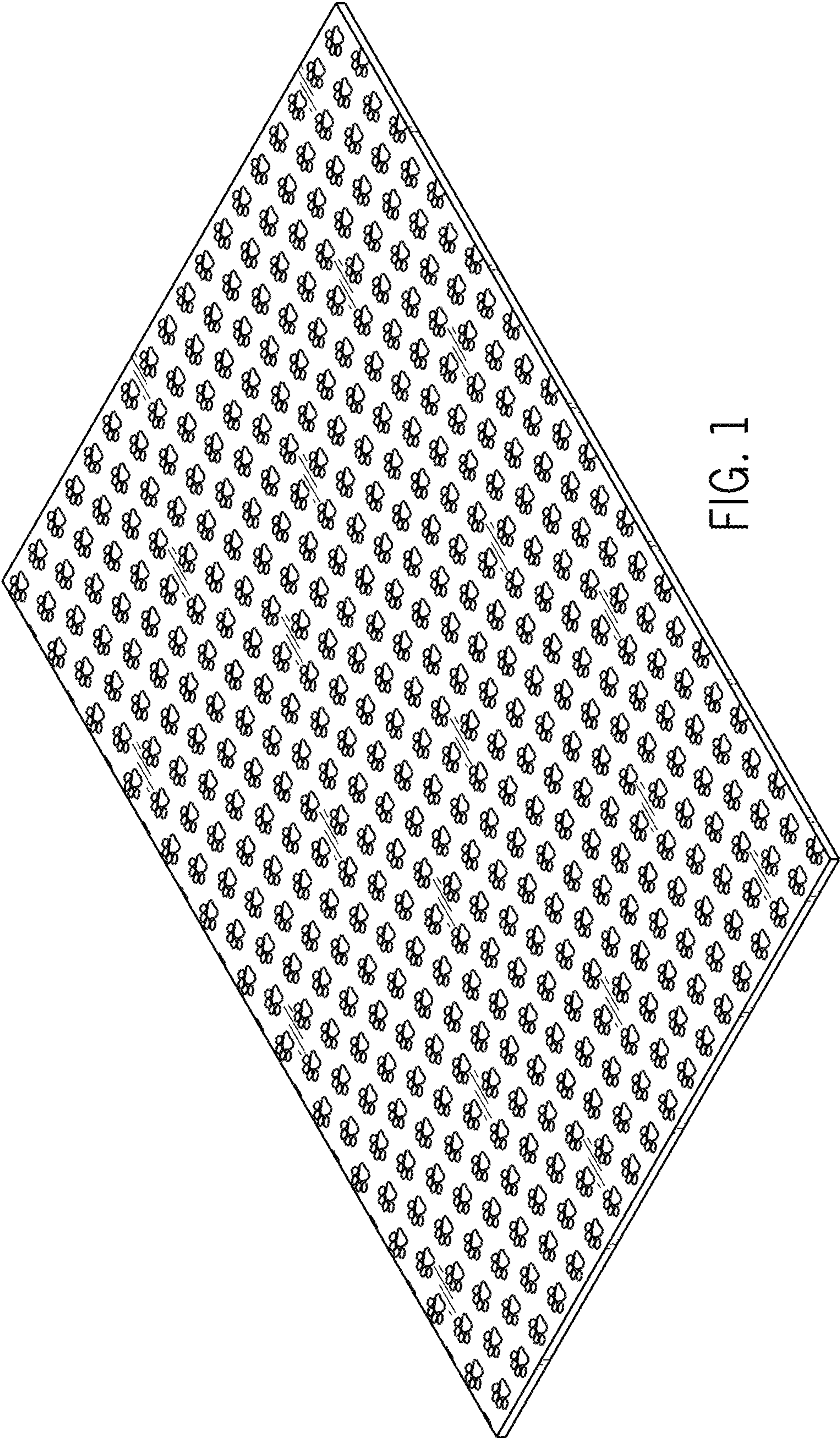


FIG. 1




FIG. 3

FIG. 2




FIG. 4



FIG. 5