

US00D695011S

(12) **United States Design Patent**  
**Morszeck**

(10) **Patent No.:** **US D695,011 S**

(45) **Date of Patent:** **\*\* Dec. 10, 2013**

(54) **WALLET**

(71) Applicant: **Rimowa GmbH**, Cologne (DE)

(72) Inventor: **Dieter Morszeck**, Cologne (DE)

(73) Assignee: **Rimowa GmbH**, Cologne (DE)

(\*\*) Term: **14 Years**

(21) Appl. No.: **29/434,950**

(22) Filed: **Oct. 18, 2012**

(51) **LOC (9) Cl.** ..... **03-01**

(52) **U.S. Cl.**  
USPC ..... **D3/247**

(58) **Field of Classification Search**  
USPC ..... D3/247, 249-253; 150/130, 132,  
150/136-137, 147  
See application file for complete search history.

(56) **References Cited**

**U.S. PATENT DOCUMENTS**

D62,007 S \* 2/1923 Hovespean ..... D3/247  
D95,392 S \* 4/1935 White ..... D3/243

D96,767 S \* 9/1935 Lending ..... D3/243  
D443,414 S \* 6/2001 Schimmel ..... D3/250  
D510,800 S \* 10/2005 Jakovljevic ..... D3/253  
D593,321 S \* 6/2009 Wentz ..... D3/247  
D594,228 S \* 6/2009 McCormick ..... D3/247  
D594,656 S \* 6/2009 Wills ..... D3/247

\* cited by examiner

*Primary Examiner* — Holly Baynham

(74) *Attorney, Agent, or Firm* — Maier & Maier, PLLC


(57) **CLAIM**


The ornamental design for a wallet, as shown and described.

**DESCRIPTION**


FIG. 1 is a front view of a wallet, showing my design;  
FIG. 2 is a rear view thereof;  
FIG. 3 is a left side view thereof;  
FIG. 4 is a right side view thereof;  
FIG. 5 is a top view thereof; and,  
FIG. 6 is a bottom view thereof.

**1 Claim, 2 Drawing Sheets**

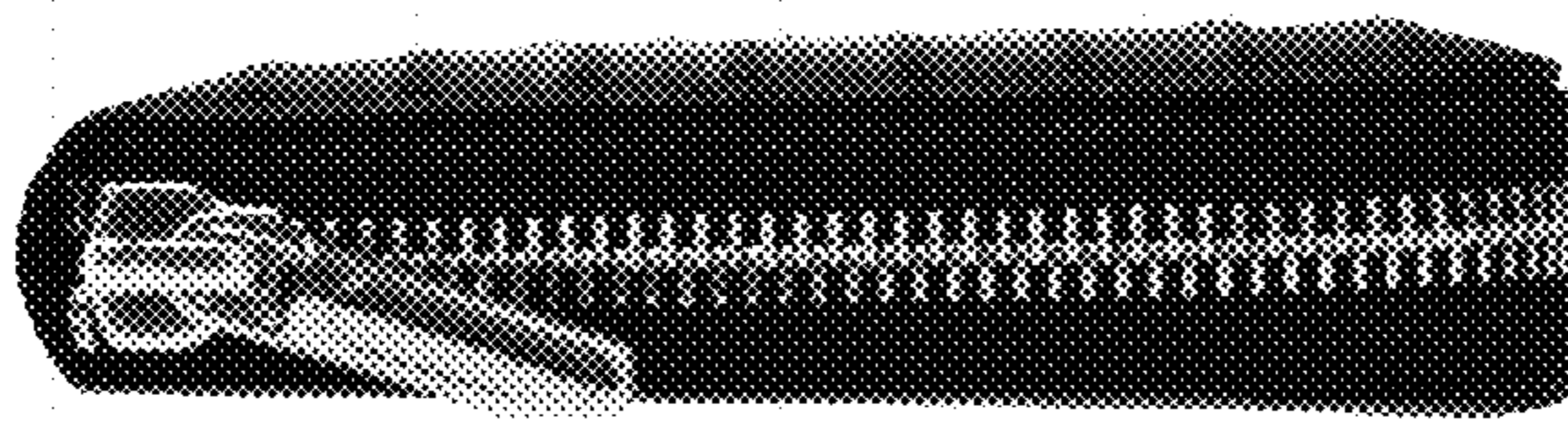




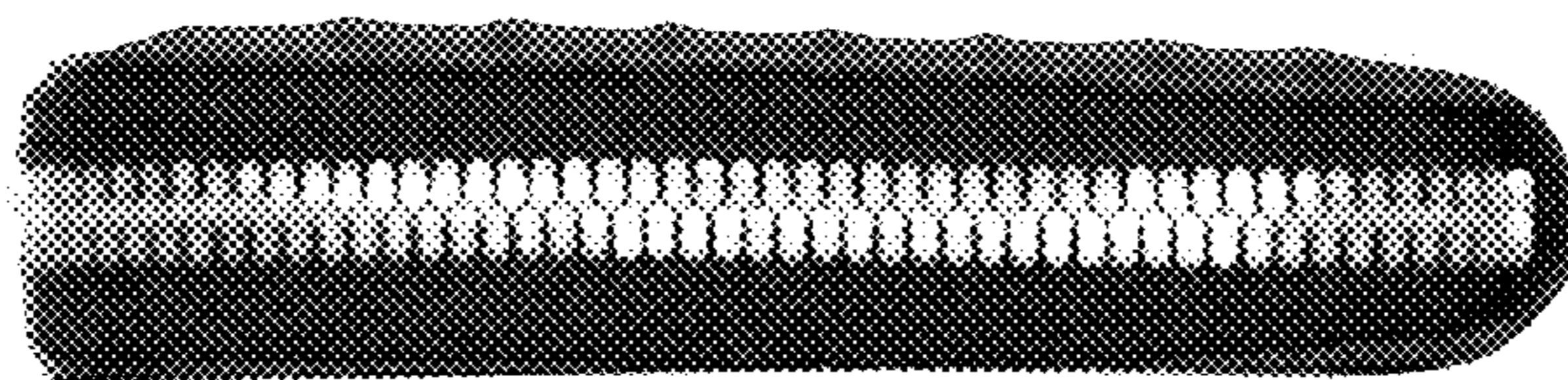
*Fig. 1*



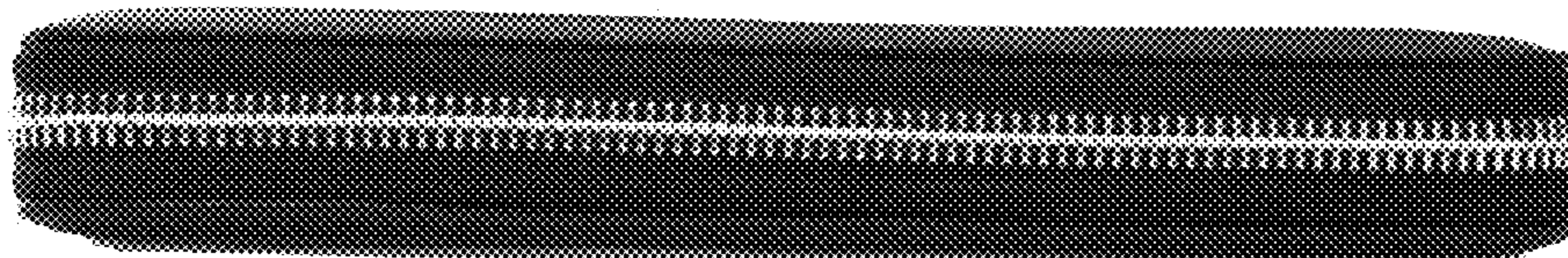
*Fig. 2*




*Fig. 3*



*Fig. 4*



*Fig. 5*



*Fig. 6*