

US00D695009S

(12) **United States Design Patent**
Yoshii

(10) **Patent No.:** **US D695,009 S**
(45) **Date of Patent:** **** Dec. 10, 2013**

(54) **HOLDER CHAPS**

(71) Applicant: **Hiroshi Yoshii**, Kitakyushu (JP)

(72) Inventor: **Hiroshi Yoshii**, Kitakyushu (JP)

(**) Term: **14 Years**

(21) Appl. No.: **29/440,142**

(22) Filed: **Dec. 19, 2012**

(30) **Foreign Application Priority Data**

Jun. 25, 2012 (JP) 2012-014978

(51) **LOC (9) Cl.** **03-01**

(52) **U.S. Cl.**

USPC **D3/224; D3/228**

(58) **Field of Classification Search**

USPC D3/224, 226, 228, 215, 222-223, 230;
224/219, 222, 269, 248, 661, 674, 680,
224/682-684, 625, 904, 240, 677

See application file for complete search history.

(56) **References Cited**

U.S. PATENT DOCUMENTS

4,303,187	A	*	12/1981	Berman	224/222
D313,121	S	*	12/1990	Dise	D3/228
5,445,303	A	*	8/1995	Cawile, Jr.	224/222
D507,106	S	*	7/2005	Lyle	D3/228
D586,553	S	*	2/2009	Kiss	D3/224

* cited by examiner

Primary Examiner — Catheri Oliver-Garcia

(74) *Attorney, Agent, or Firm* — Rankin, Hill & Clark LLP

(57) **CLAIM**

The ornamental design for holder chaps, as shown.

DESCRIPTION

FIG. 1 is a front elevational view of holder chaps showing my new design;

FIG. 2 is a right side elevational view thereof;


FIG. 3 is a left side elevational view thereof;

FIG. 4 is a top plan view thereof;

FIG. 5 is a bottom plan view thereof; and,

FIG. 6 is a rear elevational view thereof.

1 Claim, 6 Drawing Sheets






Fig. 1



Fig. 2

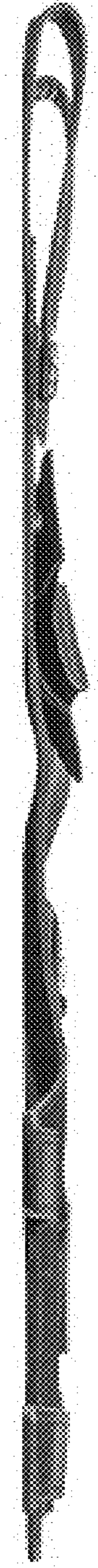


Fig. 3




Fig. 4




Fig. 5

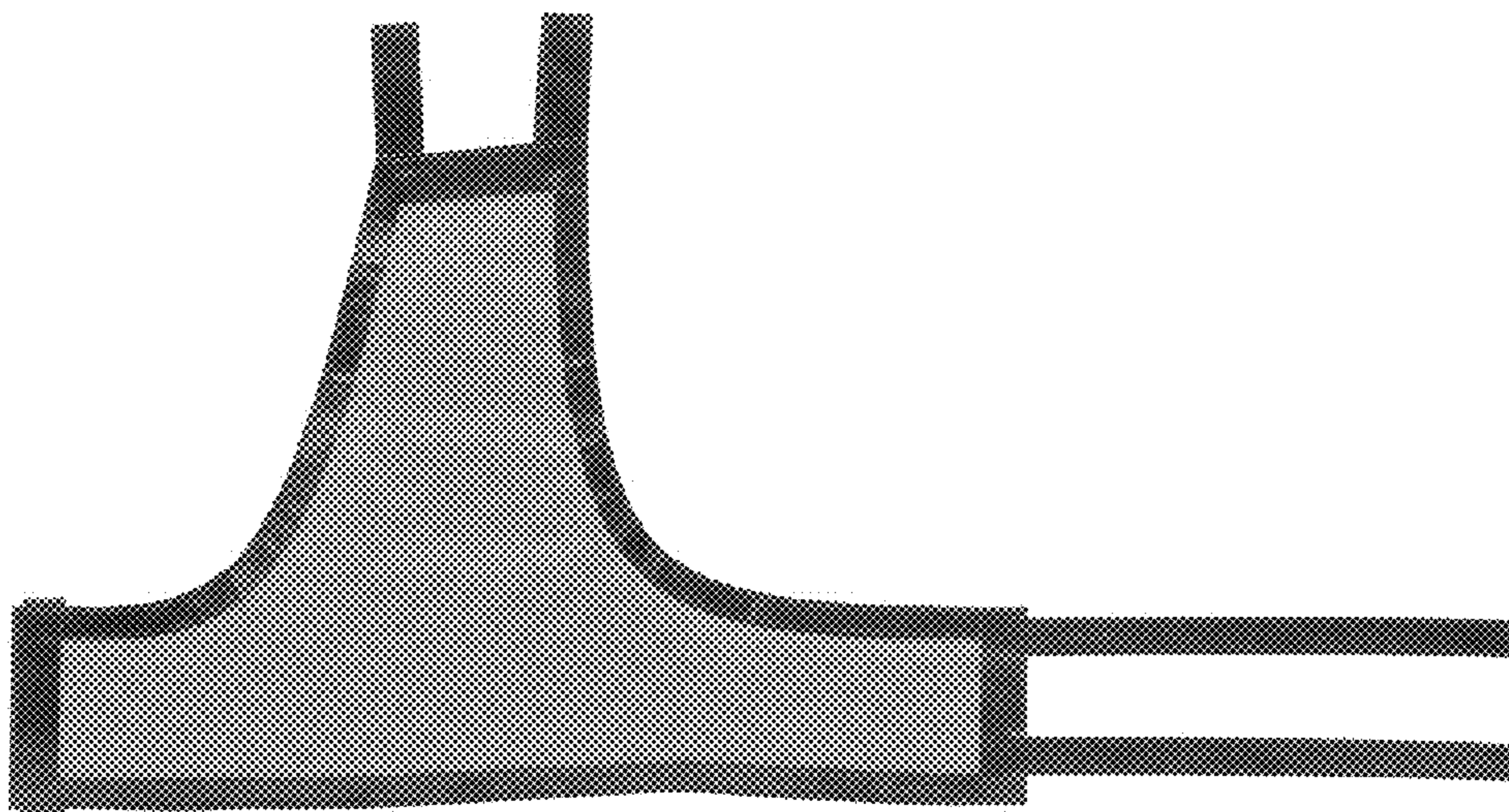


Fig. 6