



US00D695006S

(12) **United States Design Patent**
Taylor

(10) **Patent No.:** **US D695,006 S**

(45) **Date of Patent:** **** Dec. 10, 2013**

(54) **SKATEBOARD BACKPACK**

(71) Applicant: **Chanse Taylor**, Las Vegas, NV (US)

(72) Inventor: **Chanse Taylor**, Las Vegas, NV (US)

(**) Term: **14 Years**

(21) Appl. No.: **29/448,096**

(22) Filed: **Mar. 8, 2013**

(51) **LOC (9) Cl.** **03-01**

(52) **U.S. Cl.**

USPC **D3/216; D3/217; D3/271.9**

(58) **Field of Classification Search**

USPC D3/201, 213, 214, 215, 216, 217, 218,
D3/232, 238, 257, 261, 270, 271.9, 289;
206/457; D21/760, 763, 765; 224/153,
224/155, 575, 578, 579, 581, 586, 613, 617,
224/644, 645, 653, 657; 190/108

See application file for complete search history.

(56) **References Cited**

U.S. PATENT DOCUMENTS

D258,703	S	*	3/1981	Ogle et al.	D3/261
4,790,460	A	*	12/1988	Harper, Jr.	224/644
5,092,506	A	*	3/1992	Bolduc	224/658
5,344,056	A	*	9/1994	Challoner et al.	224/581
5,492,254	A	*	2/1996	Challoner et al.	224/586
5,881,708	A	*	3/1999	Kliot	224/653

D474,888	S	*	5/2003	Gillenwater	D3/261
6,585,137	B1	*	7/2003	Archuleta	224/617
D510,801	S	*	10/2005	Gillenwater	D3/261
D524,539	S	*	7/2006	Metzger et al.	D3/261
D573,791	S	*	7/2008	Metzger et al.	D3/261
D604,952	S	*	12/2009	Metzger et al.	D3/261
D607,640	S	*	1/2010	Emile	D3/261
2002/0104725	A1	*	8/2002	Dexheimer	190/108
2004/0238585	A1	*	12/2004	Scarano	224/613

* cited by examiner

Primary Examiner — Caron D Veynar

Assistant Examiner — Martie K Holtje

(74) *Attorney, Agent, or Firm* — Lightbulb IP, LLC

(57) **CLAIM**

The ornamental design for a skateboard backpack, as shown and described.

DESCRIPTION

FIG. 1 is a left side elevational view of a skateboard backpack showing my new design;

FIG. 2 is a right side elevational view thereof;

FIG. 3 is a bottom plan view thereof;

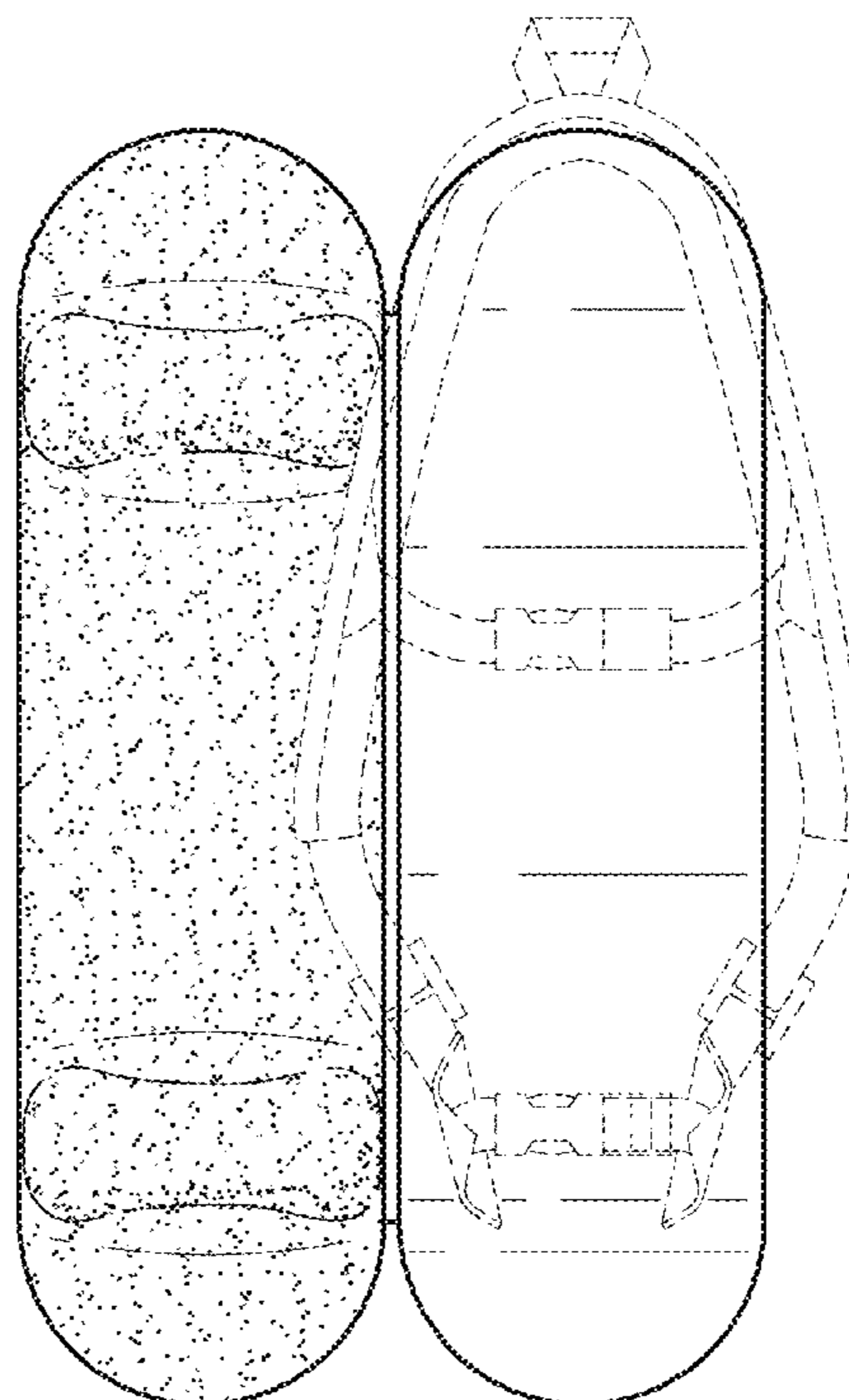
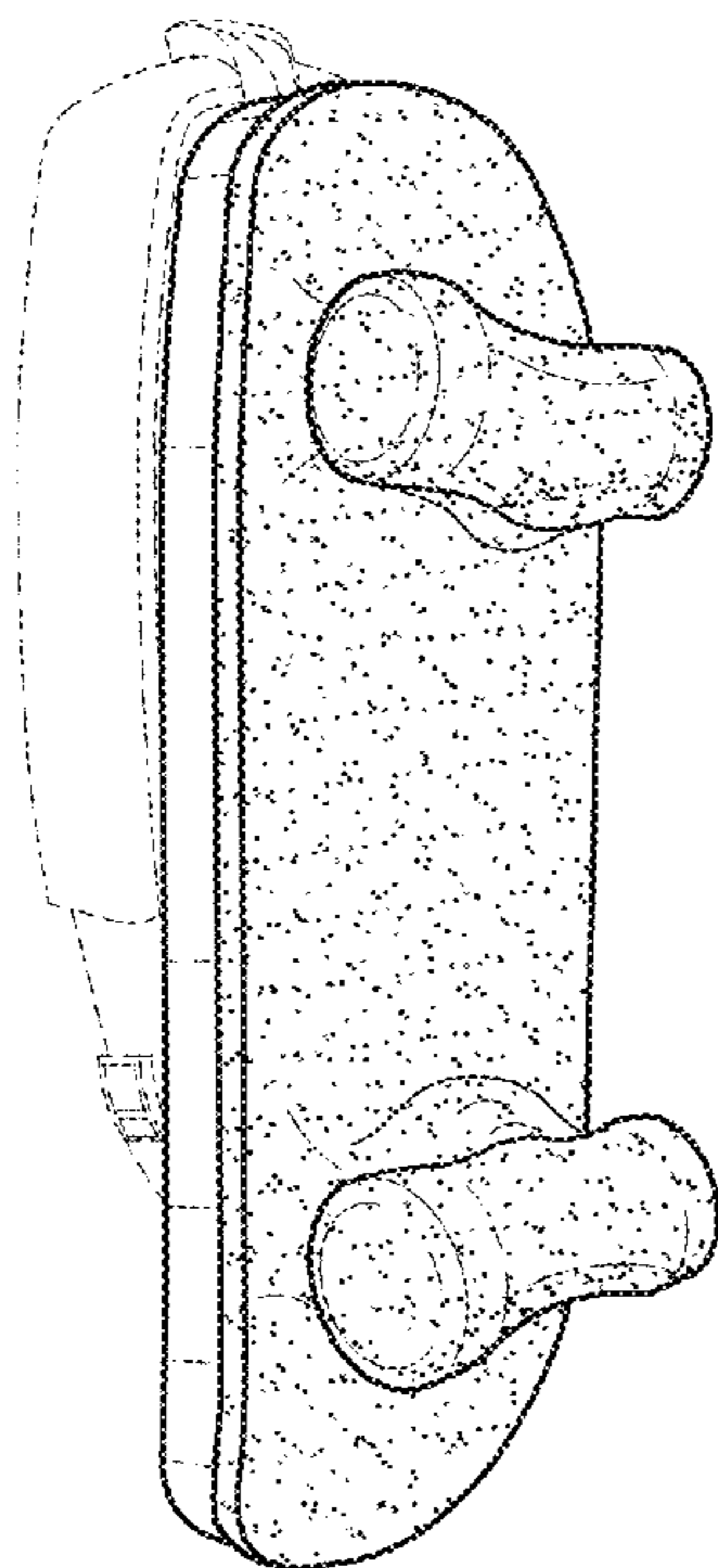
FIG. 4 is a top plan view thereof;

FIG. 5 is a bottom perspective view thereof; and,

FIG. 6 is a top plan view shown in an opened condition.

The structure depicted by broken lines in FIGS. 4 through 6 has been shown for the purpose of illustrating environment that forms to part of the claimed design.

1 Claim, 2 Drawing Sheets






FIG. 1

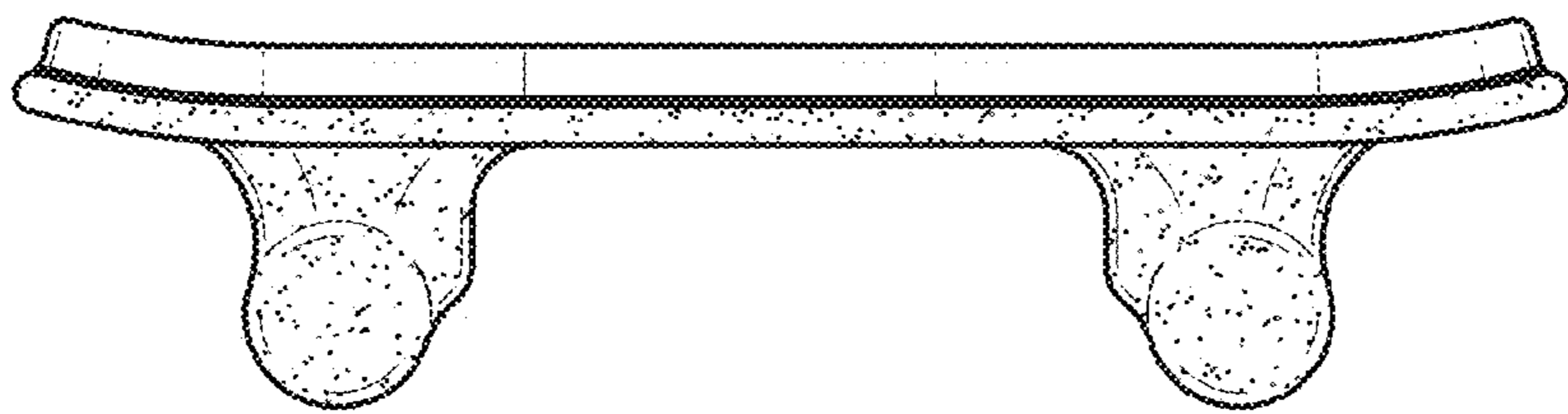


FIG. 2




FIG. 3

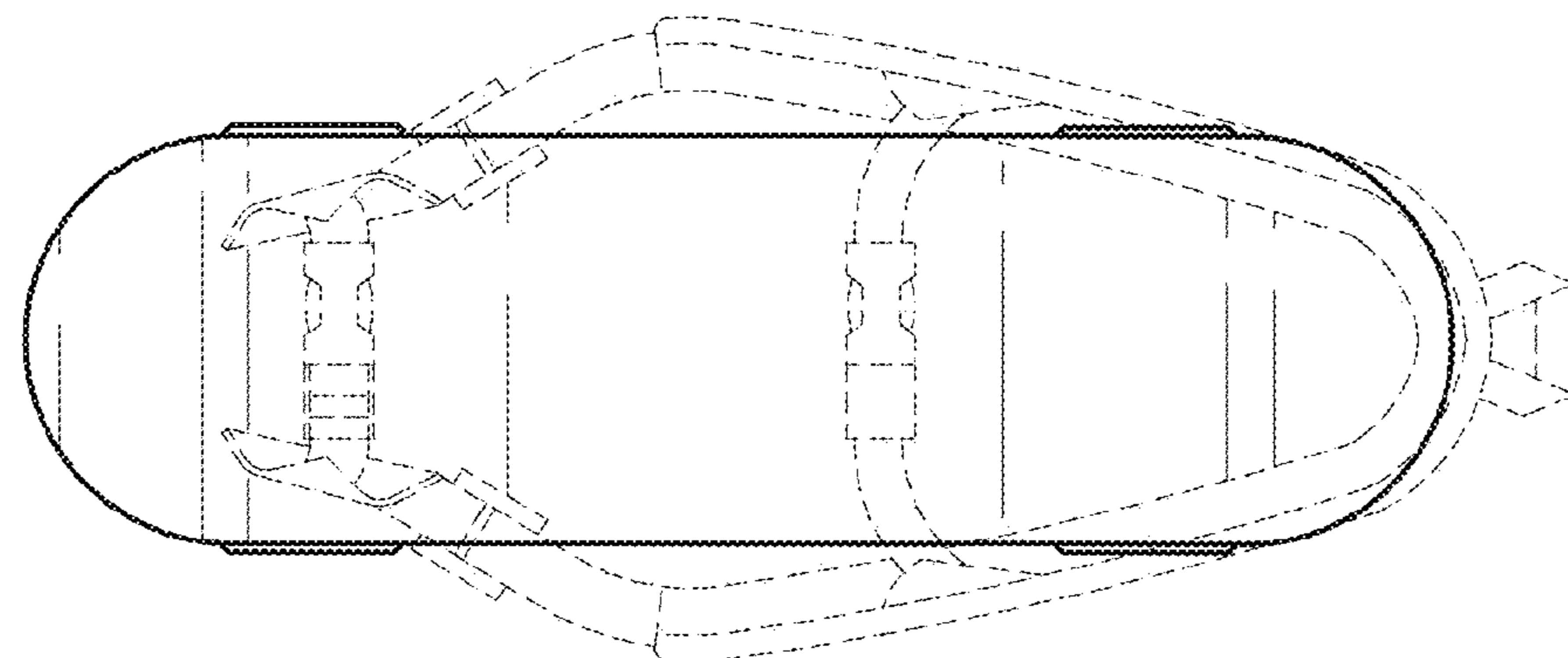


FIG. 4

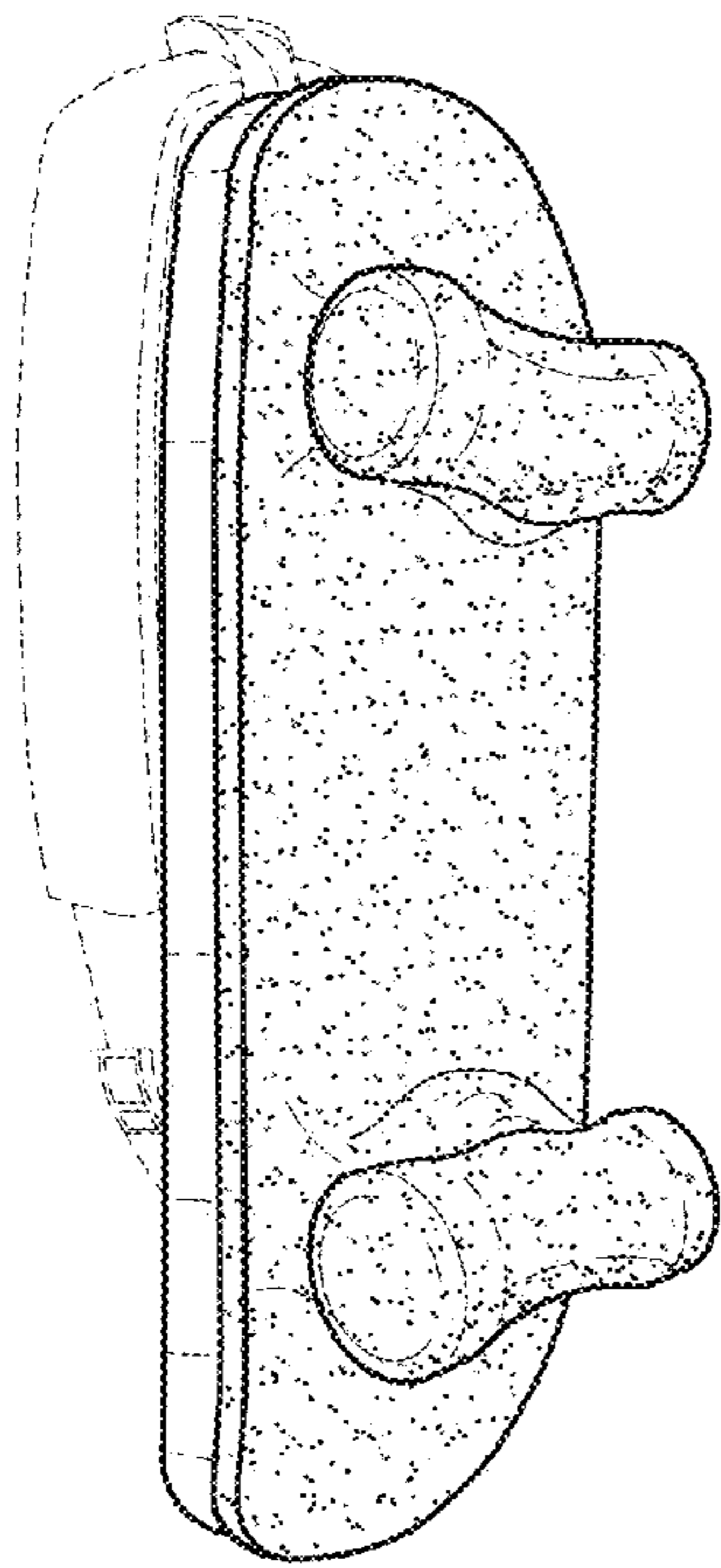


FIG. 5

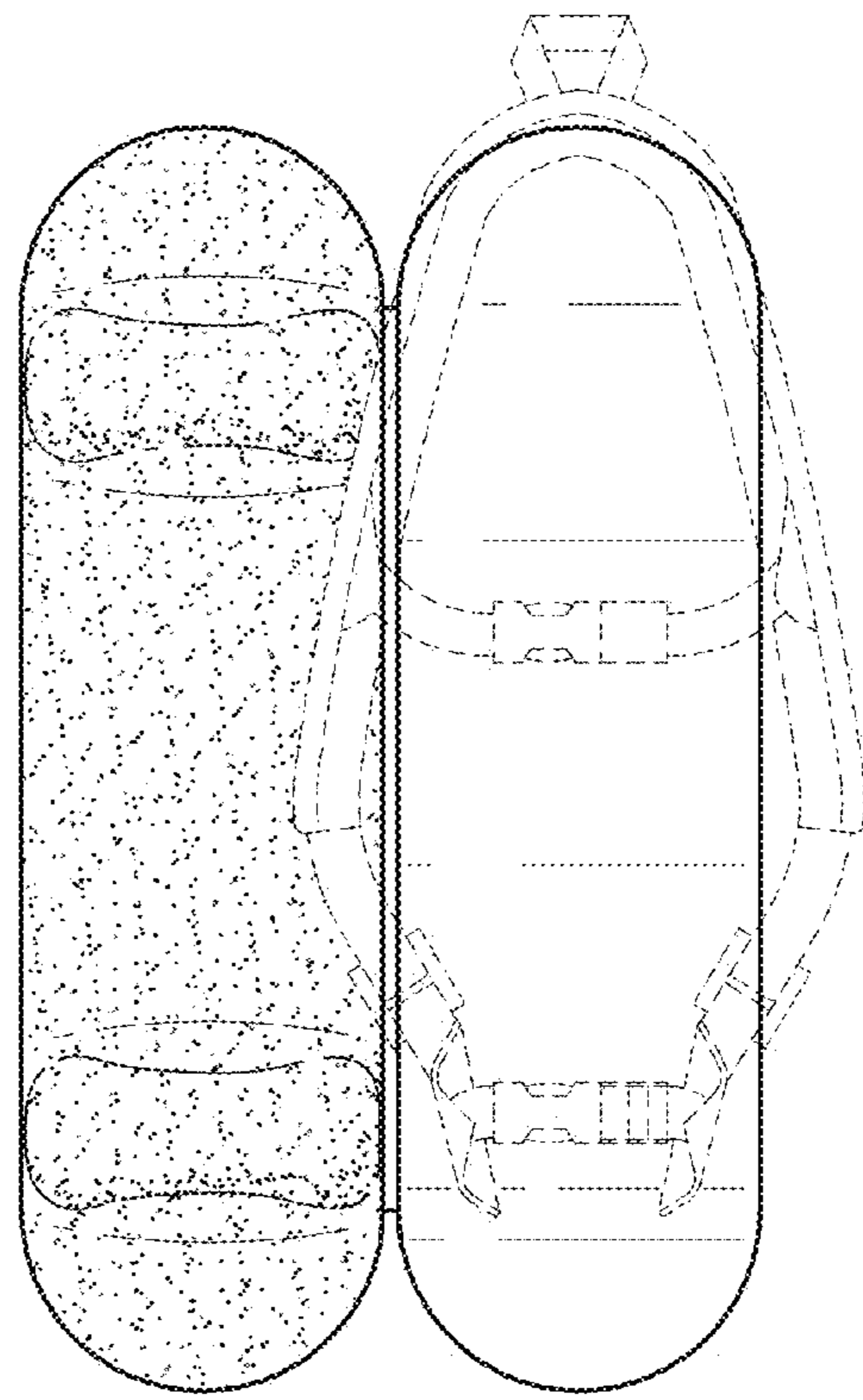


FIG. 6