

US00D695004S

(12) **United States Design Patent**  
**Lee et al.**

(10) **Patent No.:** **US D695,004 S**  
(45) **Date of Patent:** **\*\* Dec. 10, 2013**

(54) **THIMBLE**  
(71) Applicants: **Young Tae Lee**, Gyeonggi-do (KR); **Jun Hyuk Lee**, Gyeonggi-do (KR)  
(72) Inventors: **Young Tae Lee**, Gyeonggi-do (KR); **Jun Hyuk Lee**, Gyeonggi-do (KR)  
(\*\*) Term: **14 Years**  
(21) Appl. No.: **29/442,743**  
(22) Filed: **Apr. 30, 2013**

2,502,266 A \* 3/1950 Mateo ..... 2/21  
2,953,286 A \* 9/1960 Fowler ..... 223/101  
D208,047 S \* 7/1967 Brophy ..... D3/29  
3,348,541 A \* 10/1967 Loebeck ..... 602/58  
3,972,325 A \* 8/1976 Bluestone ..... 128/846  
4,908,881 A \* 3/1990 Field ..... 2/21  
6,243,868 B1 \* 6/2001 Wanzenried ..... 2/21  
6,726,068 B2 \* 4/2004 Miller ..... 223/101  
6,990,985 B1 \* 1/2006 Allen et al. .... 132/200  
D621,150 S \* 8/2010 Kuwabara ..... D3/29  
7,779,483 B2 \* 8/2010 Berry et al. .... 2/21  
D653,813 S \* 2/2012 Rogers ..... D29/114  
2006/0137069 A1 \* 6/2006 Yang et al. .... 2/21  
2012/0266345 A1 \* 10/2012 Shambayati ..... 2/21

\* cited by examiner

(30) **Foreign Application Priority Data**  
Oct. 30, 2012 (KR) ..... 30-2012-0051635  
(51) **LOC (9) Cl.** ..... **02-07**  
(52) **U.S. Cl.**  
USPC ..... **D3/29; D4/103**  
(58) **Field of Classification Search**  
USPC ..... D3/18, 26, 29; D4/103; D29/113, 114;  
2/16, 21; 7/121; 128/846, 880;  
132/200; 223/101; 227/113; 294/25;  
602/22, 58, 59; D24/189  
See application file for complete search history.

*Primary Examiner* — Caron D Veynar  
*Assistant Examiner* — Martie K Holtje  
(74) *Attorney, Agent, or Firm* — Edwards Wildman Palmer LLP

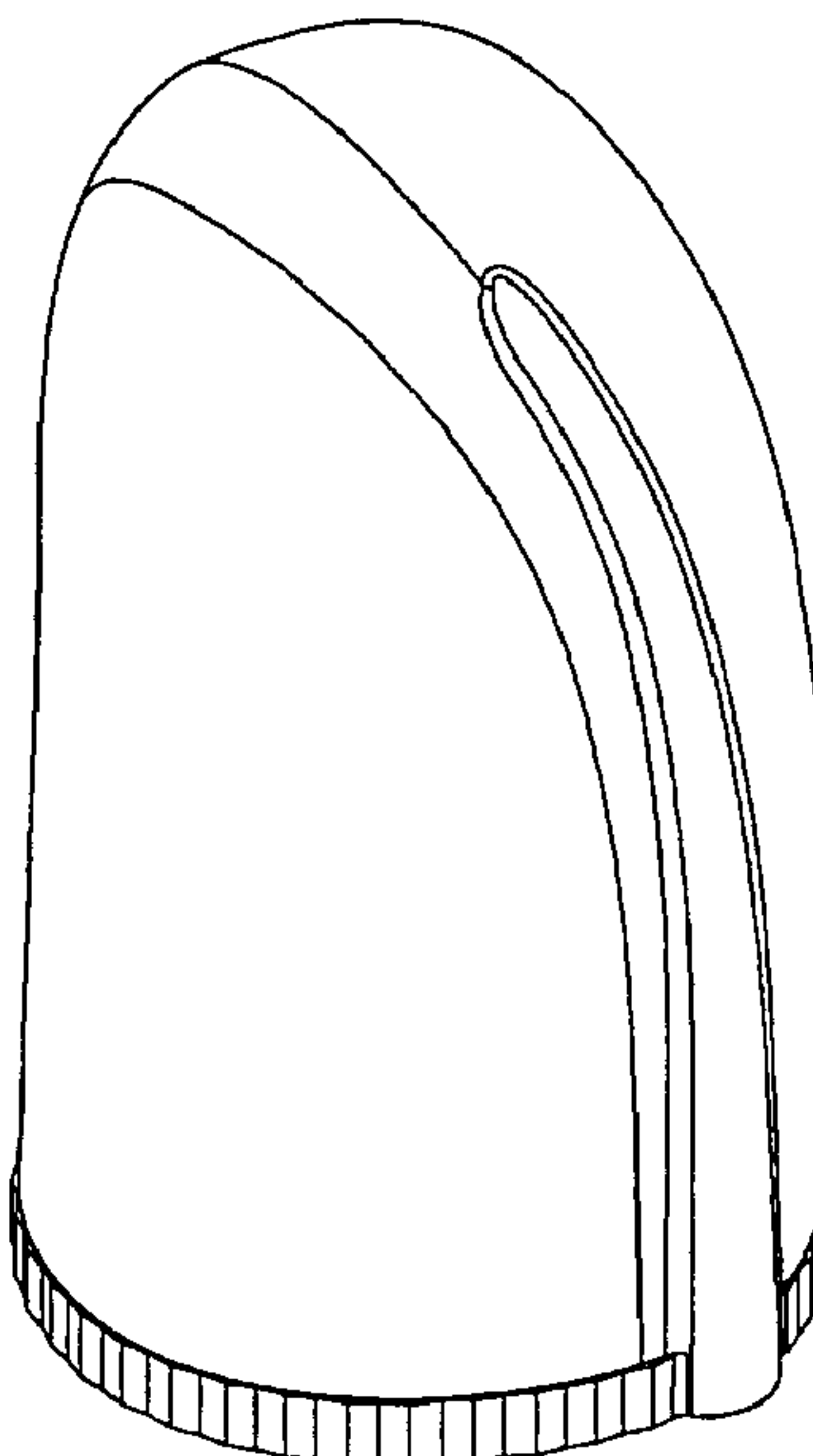
(56) **References Cited**  
U.S. PATENT DOCUMENTS  
182,890 A \* 10/1876 Chard ..... 7/121  
D21,901 S \* 10/1892 Wood ..... D3/29  
837,896 A \* 12/1906 Bourne ..... 223/101  
1,380,960 A \* 6/1921 Hmenia ..... 223/101  
2,039,505 A \* 5/1936 Vollmer ..... 2/21  
2,232,396 A \* 2/1941 Lee et al. .... 2/21  
D134,920 S \* 1/1943 Smith ..... D3/29

(57) **CLAIM**  
The ornamental design for a thimble, as shown and described.

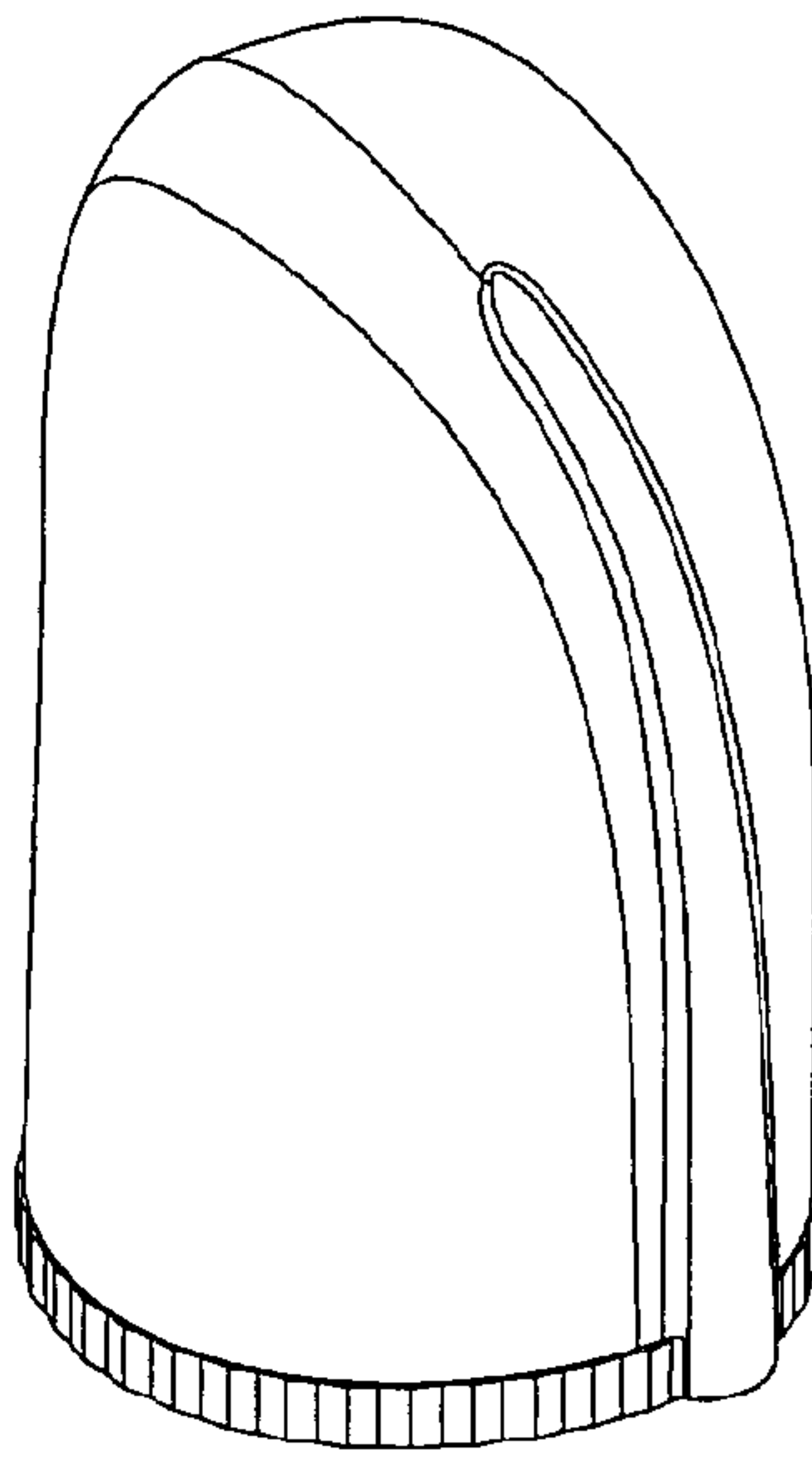
**DESCRIPTION**

FIG. 1 is a perspective view of a thimble according to the present invention.  
FIG. 2 is a front view of the thimble of FIG. 1.  
FIG. 3 is a rear view of the thimble of FIG. 1.  
FIG. 4 is a left side view of the thimble of FIG. 1.  
FIG. 5 is a right side view of the thimble of FIG. 1.  
FIG. 6 is a top view of the thimble of FIG. 1.  
FIG. 7 is a bottom view of the thimble of FIG. 1; and,  
FIG. 8 is a reference view showing a state in which the thimble of FIG. 1 is used.

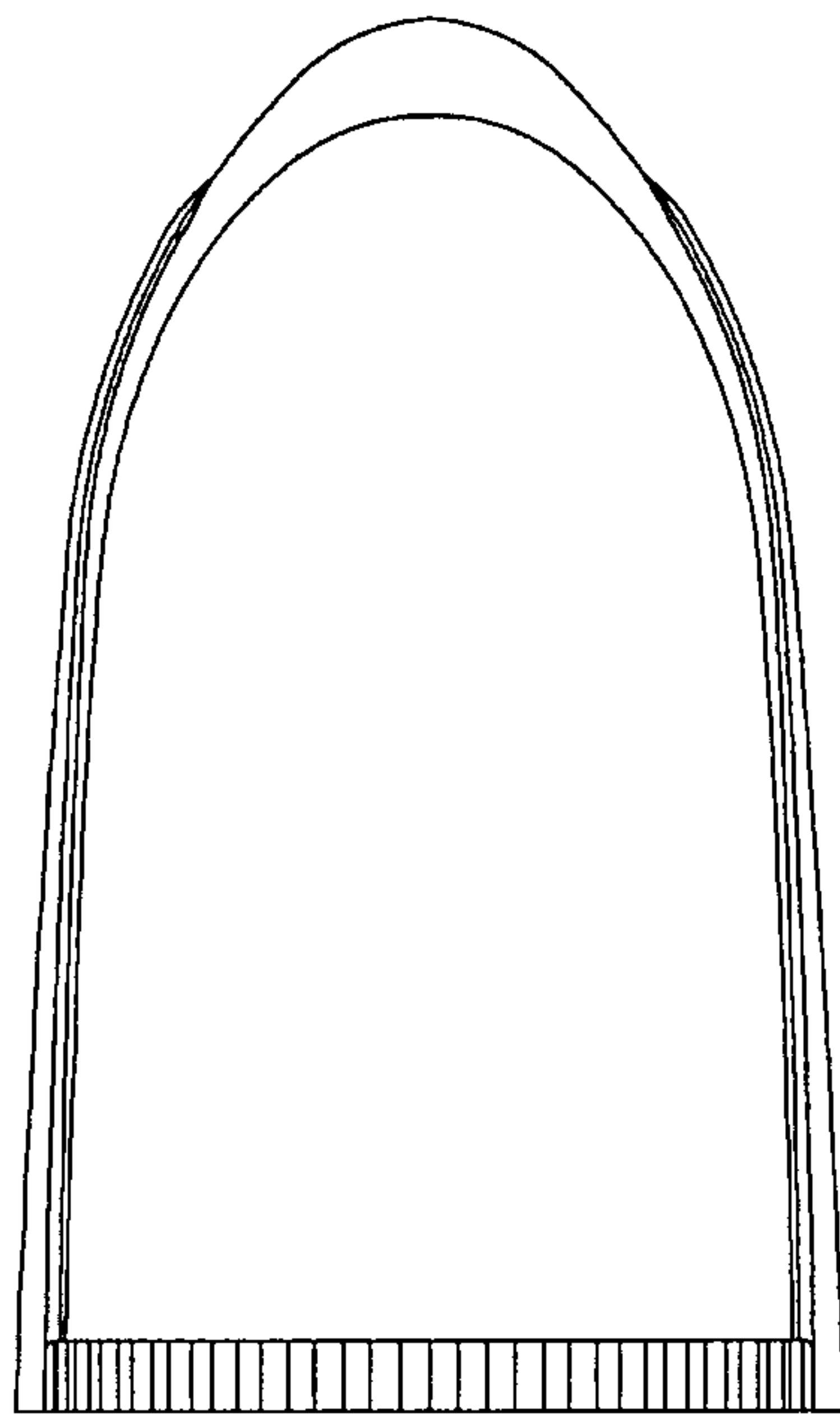
**1 Claim, 8 Drawing Sheets**



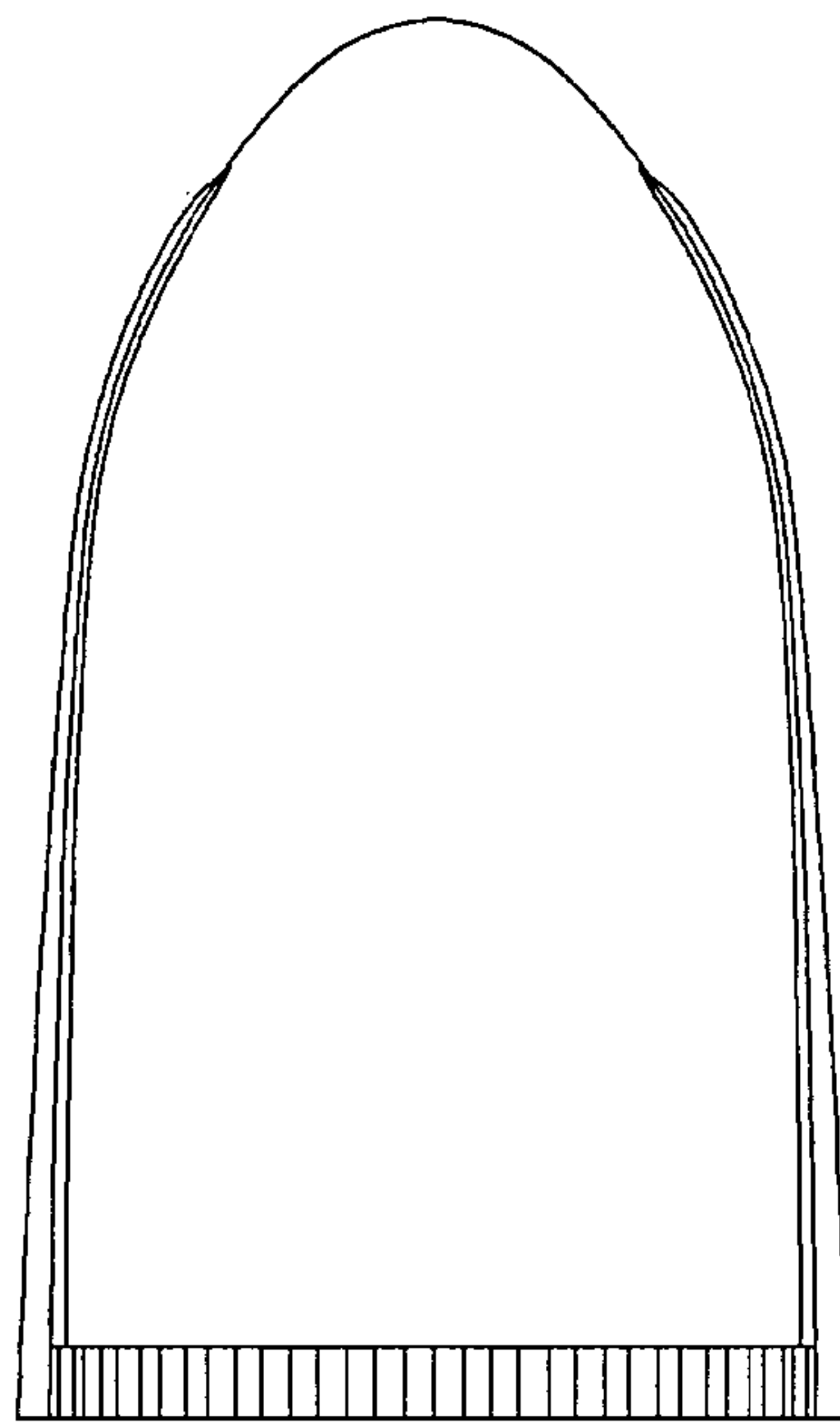
**FIG. 1**



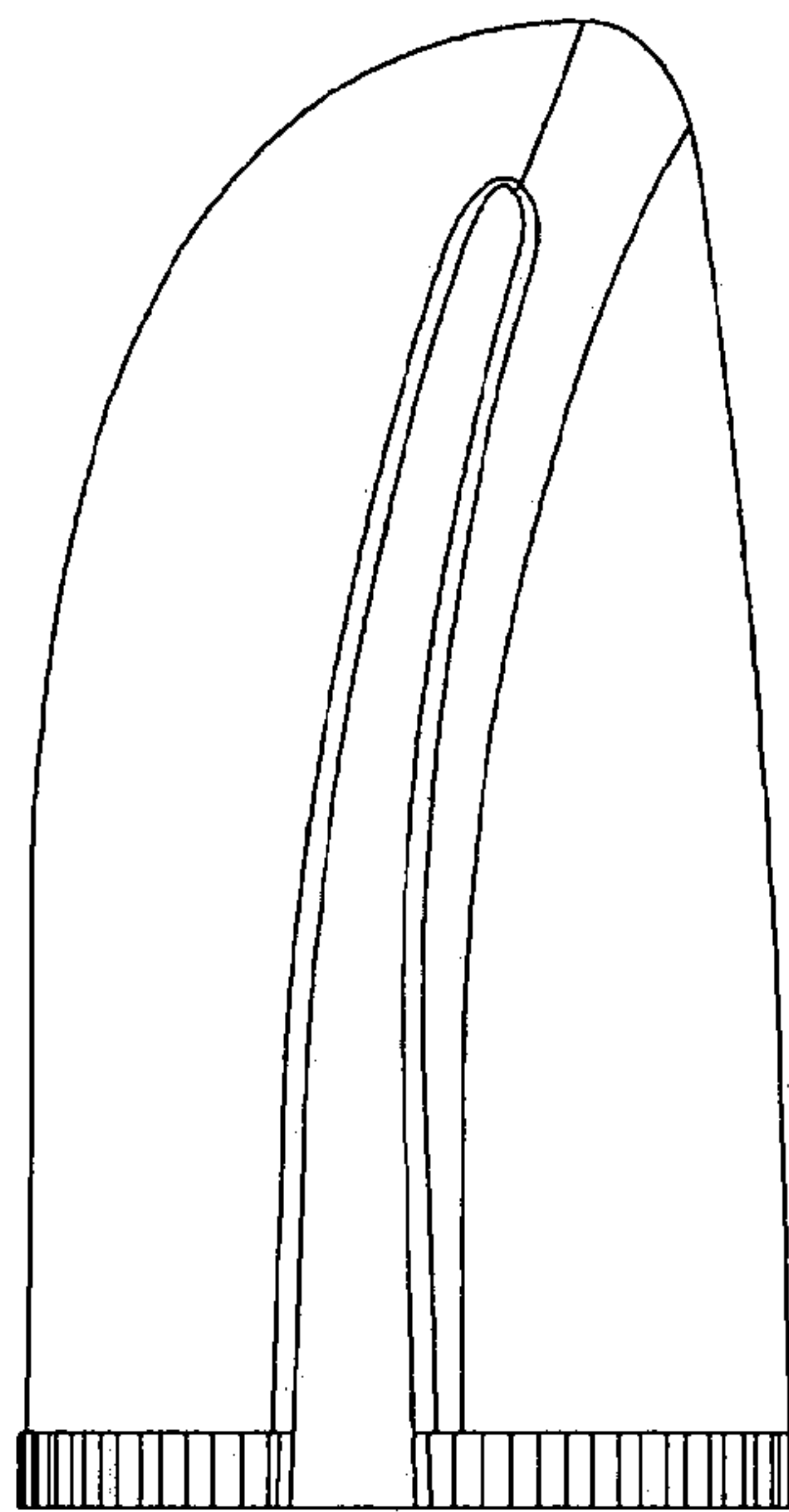
**FIG. 2**



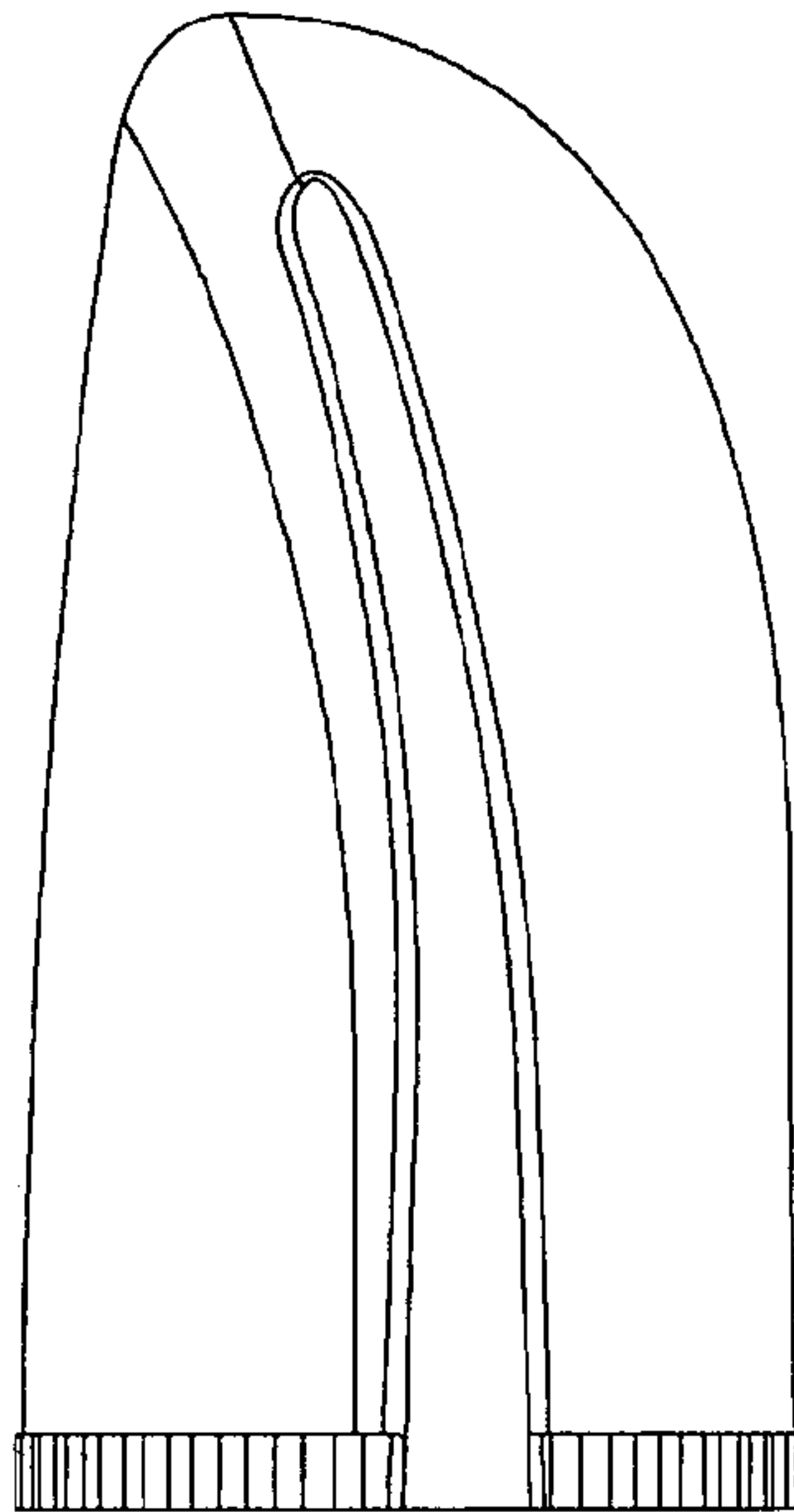
**FIG. 3**



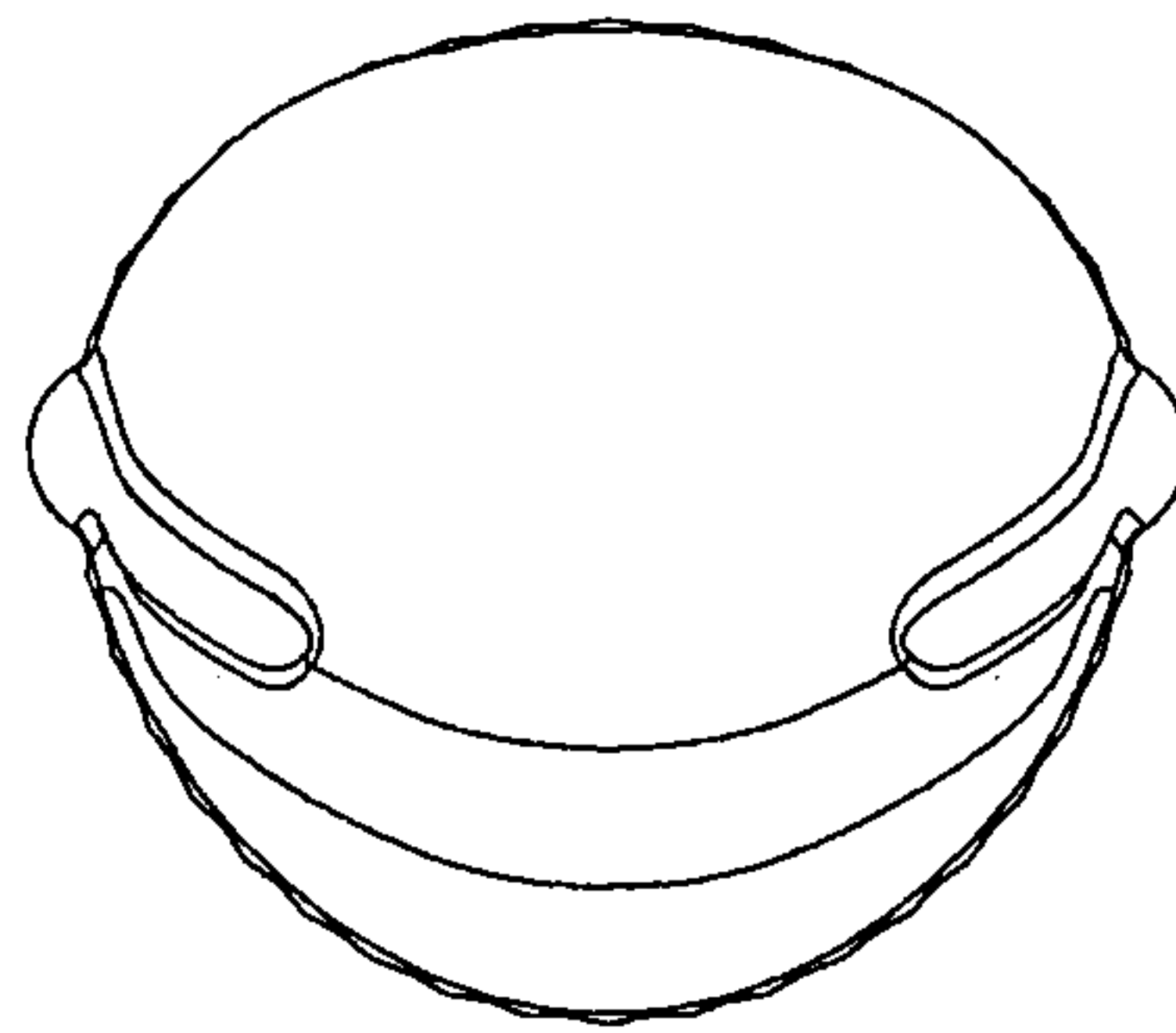
**FIG. 4**



**FIG. 5**



**FIG. 6**



**FIG. 7**

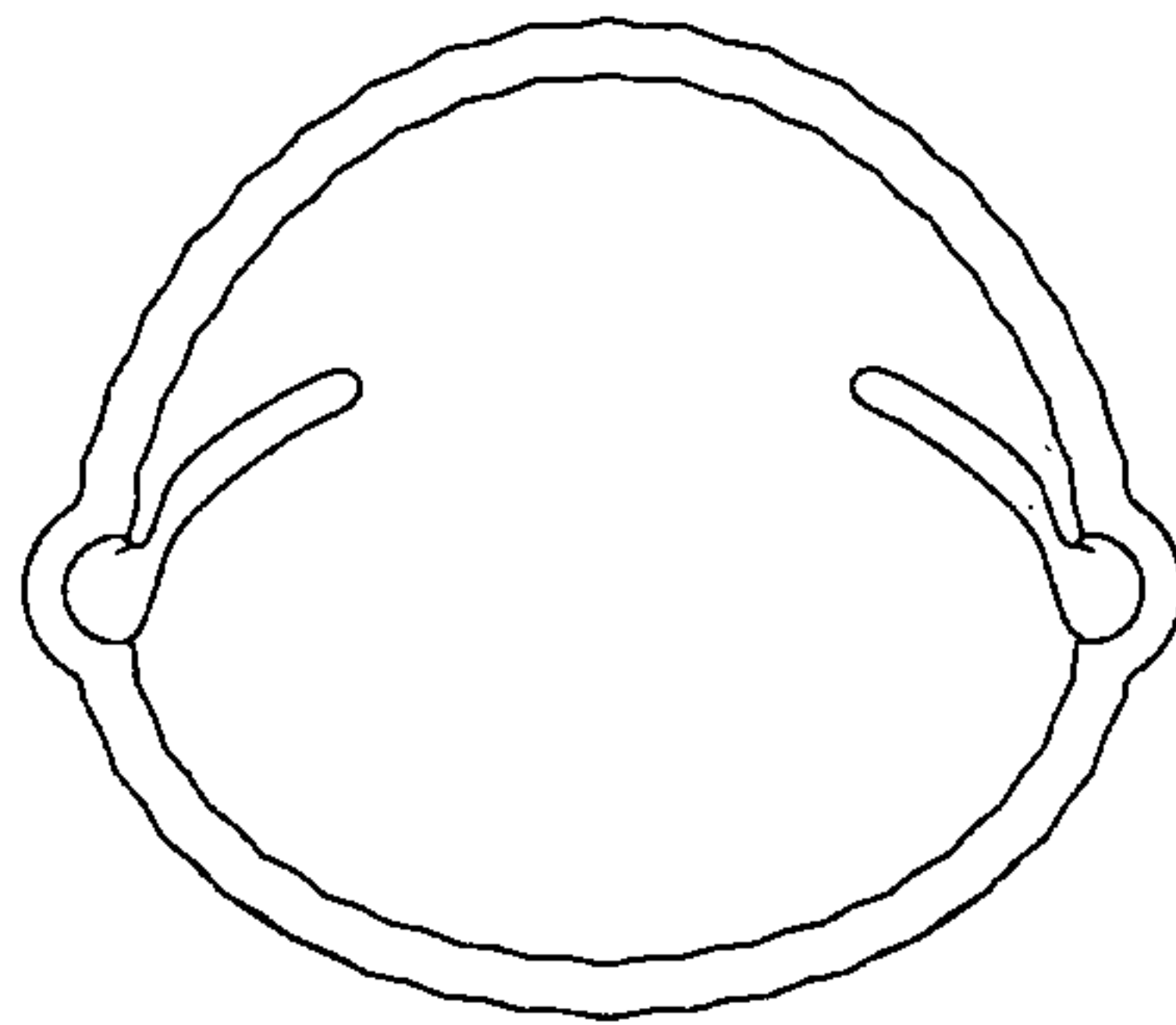




FIG. 8

