



US00D695001S

(12) **United States Design Patent**
Feldman

(10) **Patent No.:** **US D695,001 S**

(45) **Date of Patent:** **** Dec. 10, 2013**

- (54) **INSOLE**
- (71) Applicant: **Daniel D. Feldman**, Brooklyn, NY (US)
- (72) Inventor: **Daniel D. Feldman**, Brooklyn, NY (US)
- (73) Assignee: **Profoot, Inc.**, Brooklyn, NY (US)
- (**) Term: **14 Years**
- (21) Appl. No.: **29/448,681**
- (22) Filed: **Mar. 13, 2013**
- (51) **LOC (9) Cl.** **02-04**
- (52) **U.S. Cl.**
USPC **D2/961**
- (58) **Field of Classification Search**
USPC D2/896, 946, 947, 949, 950, 951, 953,
D2/961, 968; 36/83, 25 R, 28, 32 R, 29,
36/30 R, 43, 44
See application file for complete search history.

- 5,146,698 A 9/1992 Tilles et al.
- 5,163,237 A 11/1992 Rosen
- 5,463,824 A * 11/1995 Barna 36/44
- 5,653,046 A * 8/1997 Lawlor 36/28
- D396,948 S * 8/1998 Moore et al. D2/961
- D399,042 S * 10/1998 Strawser et al. D2/961
- D418,666 S * 1/2000 Brown D2/961
- 6,021,587 A * 2/2000 Chen 36/43
- D432,769 S * 10/2000 Yung et al. D2/961
- 6,131,311 A * 10/2000 Brown et al. 36/43
- 6,345,455 B1 2/2002 Greer, Jr. et al.
- 6,425,194 B1 * 7/2002 Brie 36/43
- D462,510 S 9/2002 Goodrich et al.
- 6,510,626 B1 * 1/2003 Greenawalt 36/43
- D474,589 S * 5/2003 Dykes D2/961
- D487,185 S * 3/2004 Grisoni et al. D2/961

(Continued)

Primary Examiner — Elizabeth J Oswecki

(74) *Attorney, Agent, or Firm* — Fitch, Even, Tabin & Flannery LLP

(57) **CLAIM**

The ornamental design for an insole, as shown and described.

(56) **References Cited**

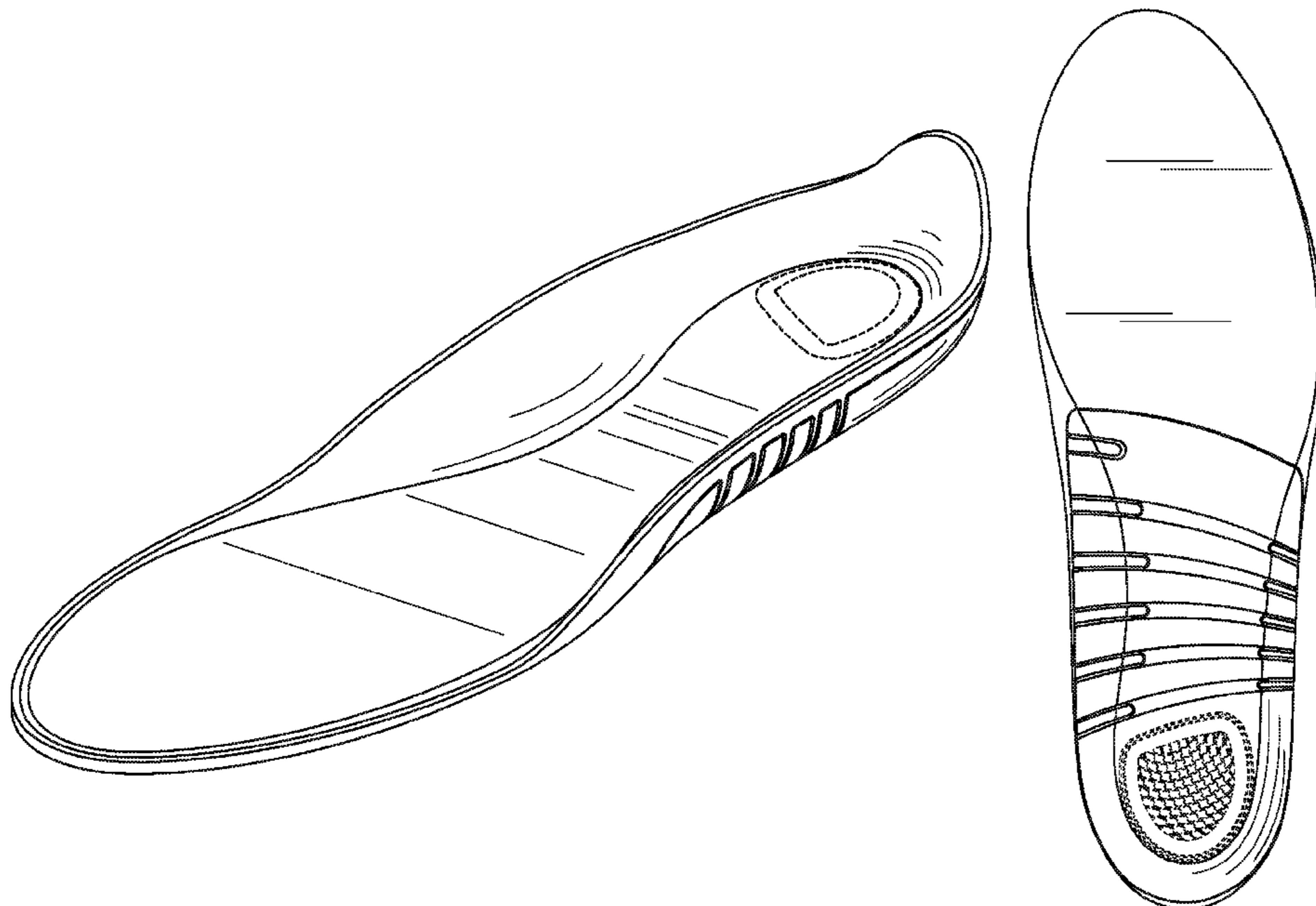
U.S. PATENT DOCUMENTS

- 717,523 A 1/1903 Arrowsmith
- 1,142,848 A 6/1915 Scholl
- 2,138,227 A * 11/1938 Damon 36/22 R
- 2,211,057 A * 8/1940 Duckoff 36/103
- 2,224,590 A 12/1940 Boivin
- 2,307,416 A 1/1943 Margolin
- 4,232,457 A 11/1980 Mosher
- 4,513,518 A * 4/1985 Jalbert et al. 36/44
- 4,619,056 A * 10/1986 Lin et al. 36/43
- D288,383 S * 2/1987 Autry D2/961
- 4,756,096 A * 7/1988 Meyer 36/44
- 4,979,318 A * 12/1990 Cohen 36/43
- 4,982,737 A 1/1991 Guttman
- 5,063,692 A * 11/1991 Suginaka 36/43
- 5,068,983 A 12/1991 Marc

DESCRIPTION

FIG. 1 is a front perspective view of an insole showing my new design for use on the left foot;
 FIG. 2 is a bottom plan view of the insole of FIG. 1;
 FIG. 3 is a top plan view of the insole of FIG. 1;
 FIG. 4 is a right side elevation view of the insole of FIG. 1;
 FIG. 5 is a left side elevation view of the insole of FIG. 1;
 FIG. 6 is a front elevation view of the insole of FIG. 1; and,
 FIG. 7 is a rear elevation view of the insole of FIG. 1.
 An insole for use on the right foot will have views which are mirror images of FIGS. 1-7.
 The broken lines shown in the drawings represent portions of the insole that form no part of the claimed design.

1 Claim, 4 Drawing Sheets



(56)

References Cited

U.S. PATENT DOCUMENTS

D496,780 S *	10/2004	Matuke	D2/961	7,958,653 B2	6/2011	Howlett et al.	
D543,680 S *	6/2007	Dean et al.	D2/961	D646,474 S *	10/2011	Avent et al.	D2/961
D578,285 S *	10/2008	Vasyli et al.	D2/961	8,042,287 B2	10/2011	Reinhardt et al.	
7,484,319 B2	2/2009	Cheskin et al.		8,151,487 B2 *	4/2012	McLinden	36/43
D588,348 S *	3/2009	Elliott et al.	D2/961	D675,004 S *	1/2013	Singleton et al.	D2/961
D592,390 S	5/2009	Feldman et al.		D675,412 S *	2/2013	Klein et al.	D2/961
7,665,169 B2	2/2010	Cheskin et al.		8,484,864 B2 *	7/2013	Tzeng	36/43
D611,237 S *	3/2010	Torrance et al.	D2/961	2003/0150134 A1	8/2003	Hardt	
D627,958 S *	11/2010	Cheskin et al.	D2/961	2004/0205984 A1	10/2004	Hardt	
D629,189 S	12/2010	Feldman		2007/0277400 A1	12/2007	Nguyen	
7,854,075 B2	12/2010	Kosmas		2009/0025254 A1	1/2009	Smith	
D632,468 S *	2/2011	Meador et al.	D2/961	2011/0219642 A1	9/2011	Sulak et al.	
7,908,768 B2	3/2011	Cheskin et al.		2011/0258879 A1	10/2011	Dananberg et al.	
				2011/0277353 A1	11/2011	Howlett et al.	
				2011/0277354 A1	11/2011	Howlett et al.	

* cited by examiner

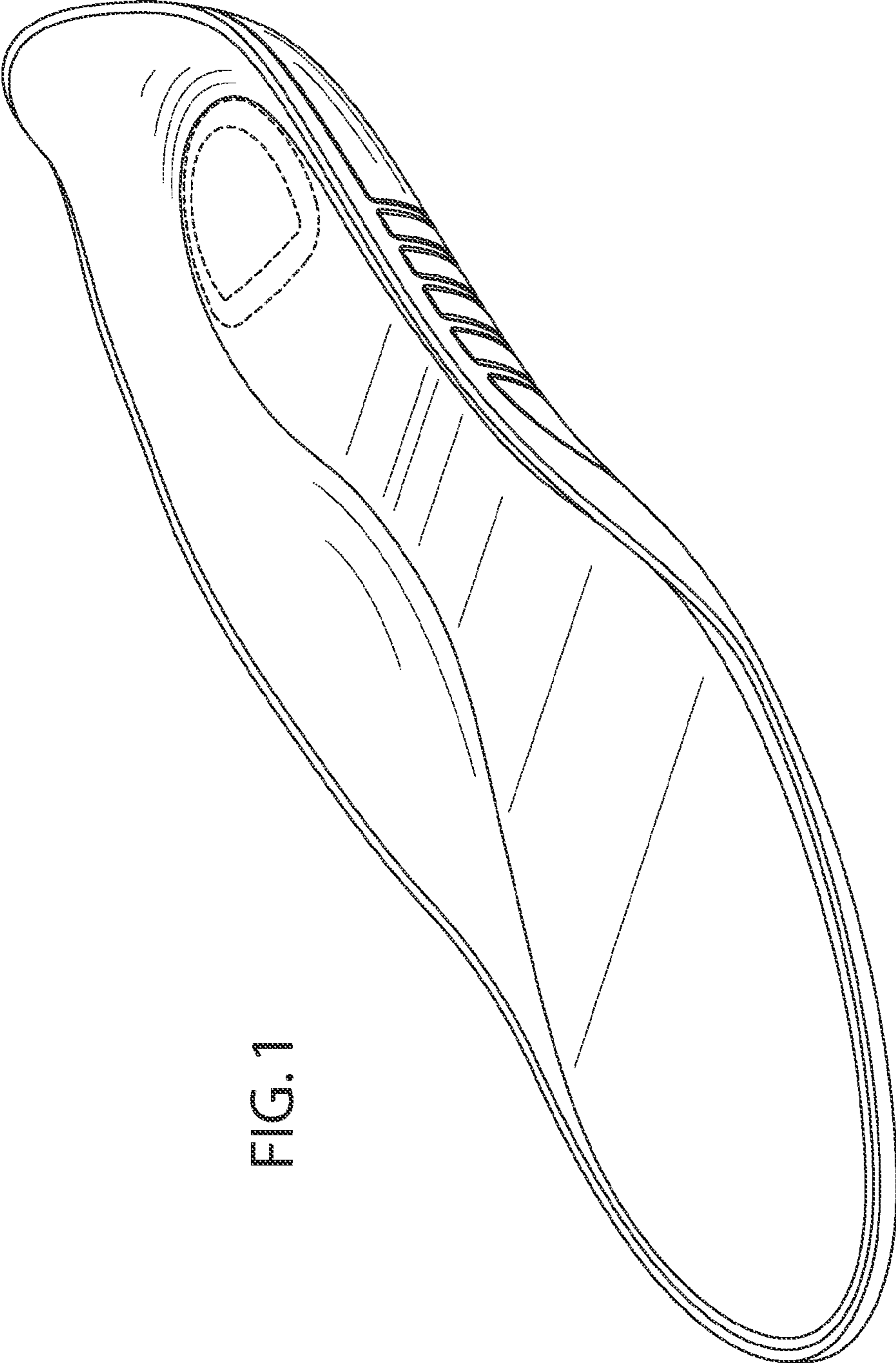


FIG. 1

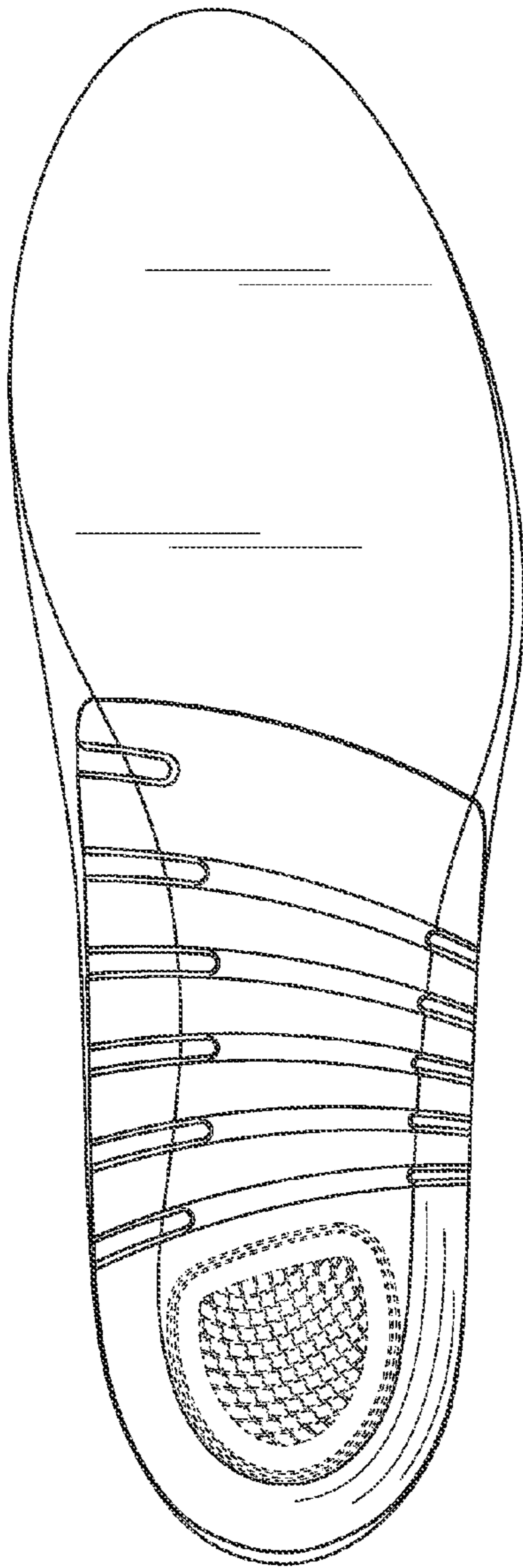


FIG. 2

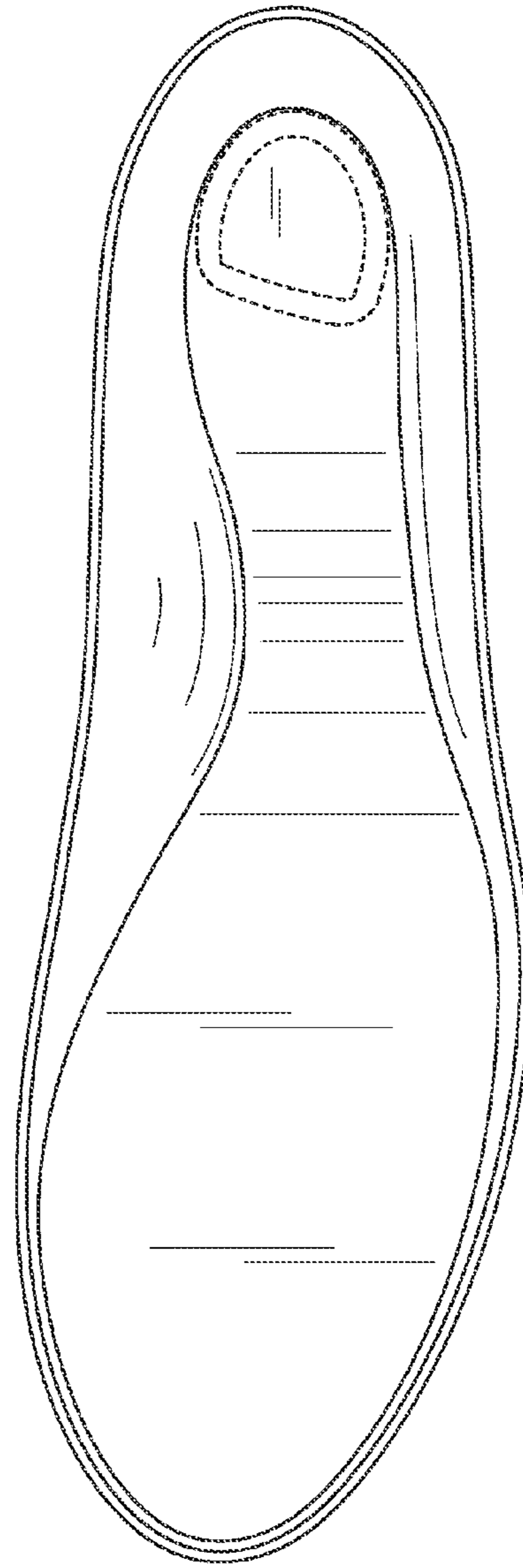


FIG. 3

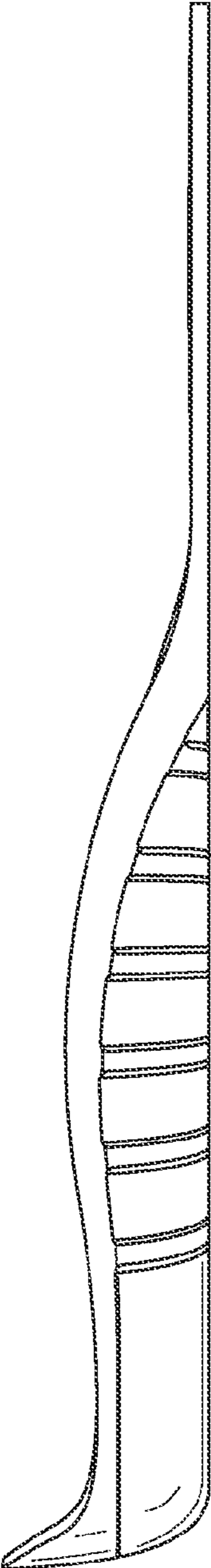


FIG. 4




FIG. 5

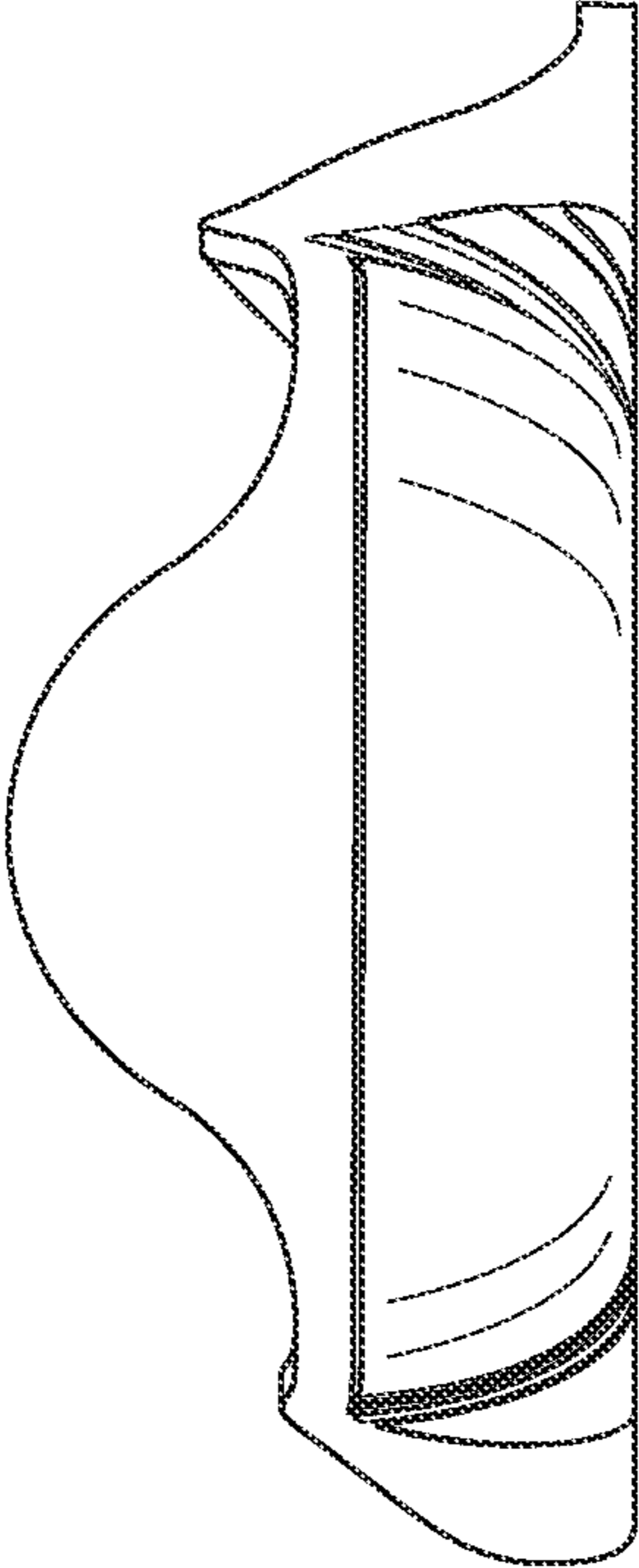


FIG. 6

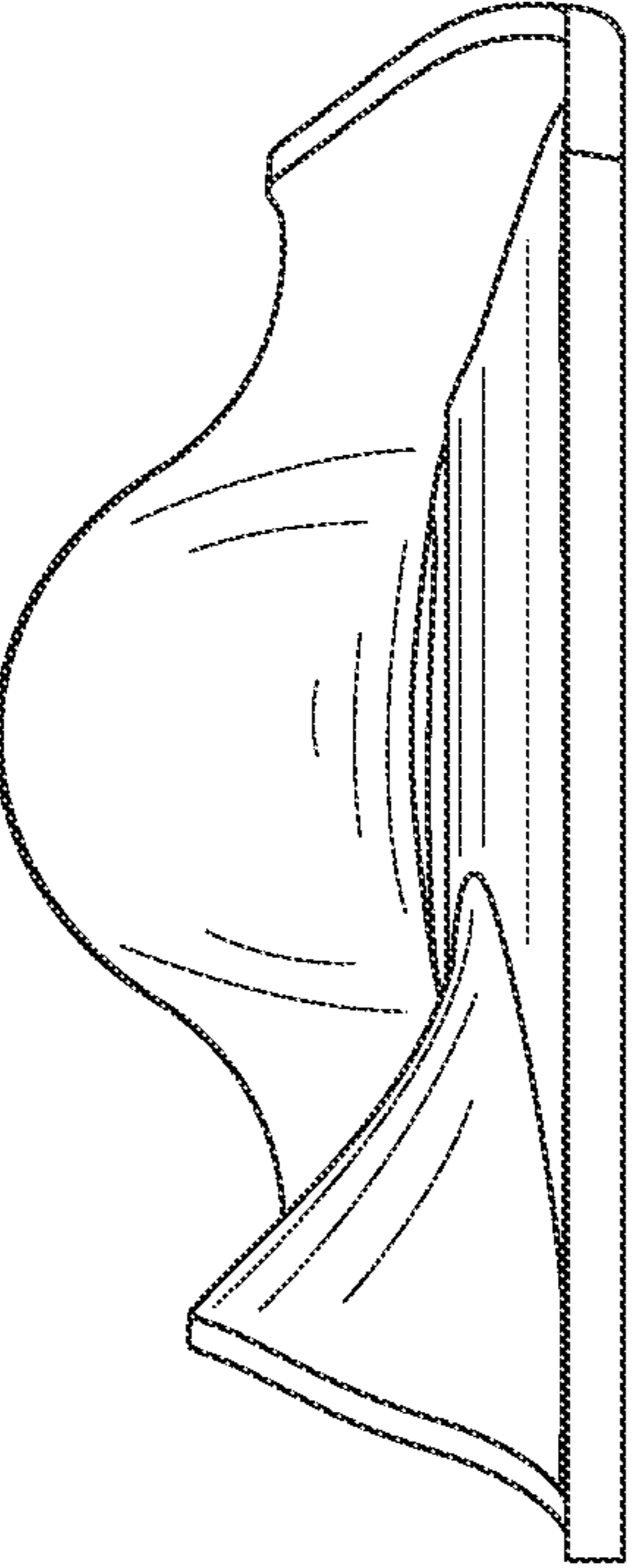


FIG. 7