



US00D695000S

(12) **United States Design Patent**
Feldman

(10) **Patent No.:** **US D695,000 S**
(45) **Date of Patent:** **** Dec. 10, 2013**

- (54) **INSOLE**
- (71) Applicant: **Daniel D. Feldman**, Brooklyn, NY (US)
- (72) Inventor: **Daniel D. Feldman**, Brooklyn, NY (US)
- (73) Assignee: **Profoot, Inc.**, Brooklyn, NY (US)
- (**) Term: **14 Years**
- (21) Appl. No.: **29/448,660**
- (22) Filed: **Mar. 13, 2013**
- (51) **LOC (9) Cl.** **02-04**
- (52) **U.S. Cl.**
USPC **D2/961**
- (58) **Field of Classification Search**
USPC D2/896, 946, 947, 949, 950, 951, 953,
D2/961, 968; 36/83, 25 R, 28, 32 R, 29,
36/30 R, 43, 44
See application file for complete search history.

- D367,164 S * 2/1996 Fisher et al. D2/961
- 5,611,153 A * 3/1997 Fisher et al. 36/43
- D414,024 S * 9/1999 Kress et al. D2/961
- D422,782 S * 4/2000 Kress et al. D2/961
- 6,345,455 B1 2/2002 Greer, Jr. et al.
- D462,510 S 9/2002 Goodrich et al.
- D475,184 S * 6/2003 Polifroni D2/961
- D485,425 S * 1/2004 Polifroni D2/961
- D487,185 S * 3/2004 Grisoni et al. D2/961
- D498,043 S * 11/2004 Walker D2/961
- D498,577 S * 11/2004 Crewdson et al. D2/961
- D533,336 S * 12/2006 Walker D2/961
- D543,680 S * 6/2007 Dean et al. D2/961
- D578,285 S * 10/2008 Vasyli et al. D2/961
- D582,641 S * 12/2008 Kielt et al. D2/961
- 7,484,319 B2 2/2009 Cheskin et al.

(Continued)

Primary Examiner — Elizabeth J Oswecki

(74) *Attorney, Agent, or Firm* — Fitch, Even, Tabin & Flannery LLP

(57) **CLAIM**
The ornamental design for an insole, as shown and described.

(56) **References Cited**

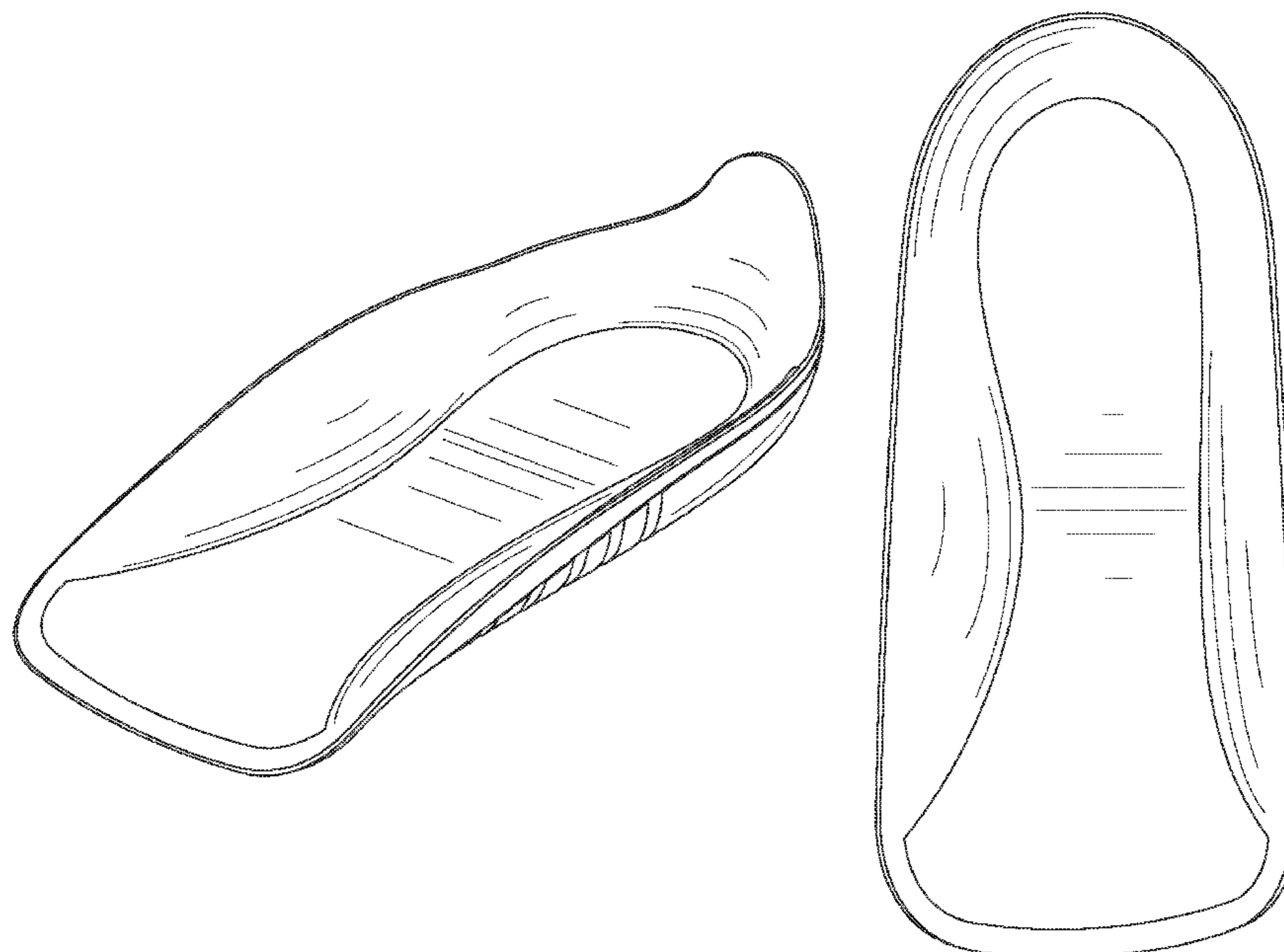
U.S. PATENT DOCUMENTS

- D29,750 S * 11/1898 Morton et al. D2/961
- 717,523 A 1/1903 Arrowsmith
- 1,142,848 A 6/1915 Scholl
- 2,224,590 A 12/1940 Boivin
- 2,307,416 A 1/1943 Margolin
- 4,232,457 A 11/1980 Mosher
- 4,619,056 A * 10/1986 Lin et al. 36/43
- 4,776,109 A * 10/1988 Sacre 36/3 B
- 4,982,737 A 1/1991 Guttman
- 5,068,983 A 12/1991 Marc
- D328,967 S * 9/1992 Brown D2/961
- 5,146,698 A 9/1992 Tilles et al.
- 5,163,237 A 11/1992 Rosen
- D358,249 S * 5/1995 Vasyli D2/961
- 5,463,824 A * 11/1995 Barna 36/44

DESCRIPTION

FIG. 1 is a front perspective view of an insole showing my new design for use on the left foot;
 FIG. 2 is a top plan view of the insole of FIG. 1;
 FIG. 3 is a bottom plan view of the insole of FIG. 1;
 FIG. 4 is a right side elevation view of the insole of FIG. 1;
 FIG. 5 is a left side elevation view of the insole of FIG. 1;
 FIG. 6 is a front elevation view of the insole of FIG. 1; and,
 FIG. 7 is a rear elevation view of the insole of FIG. 1.
 An insole for use on the right foot will have views which are mirror images of FIGS. 1-7.
 The broken lines shown in the drawings represent portions of the insole that form no part of the claimed design.

1 Claim, 4 Drawing Sheets



(56)

References Cited

U.S. PATENT DOCUMENTS

D592,390 S	5/2009	Feldman et al.		D666,398 S *	9/2012	Garma et al.	D2/961
7,665,169 B2	2/2010	Cheskin et al.		D666,399 S *	9/2012	Garma et al.	D2/961
D614,842 S *	5/2010	Vasyli	D2/961	D666,400 S *	9/2012	Garma et al.	D2/961
D627,958 S *	11/2010	Cheskin et al.	D675,412 S *	2/2013	Klein et al.	D2/961
D629,189 S	12/2010	Feldman		D676,637 S *	2/2013	Hane		D2/961
7,854,075 B2	12/2010	Kosmas		D681,321 S *	5/2013	Martinez et al.	D2/961
D632,468 S *	2/2011	Meador et al.	D683,121 S *	5/2013	Gross et al.	D2/961
7,908,768 B2	3/2011	Cheskin et al.		8,484,864 B2 *	7/2013	Tzeng		36/43
7,958,653 B2	6/2011	Howlett et al.		2003/0150134 A1	8/2003	Hardt		
8,042,287 B2	10/2011	Reinhardt et al.		2004/0205984 A1	10/2004	Hardt		
D665,156 S *	8/2012	Smith	D2/961	2007/0277400 A1	12/2007	Nguyen		
D666,395 S *	9/2012	Garma et al.	2009/0025254 A1	1/2009	Smith		
D666,396 S *	9/2012	Garma et al.	2011/0219642 A1	9/2011	Sulak et al.		
D666,397 S *	9/2012	Garma et al.	2011/0258879 A1	10/2011	Dannanberg et al.		
				2011/0277353 A1	11/2011	Howlett et al.		
				2011/0277354 A1	11/2011	Howlett et al.		

* cited by examiner

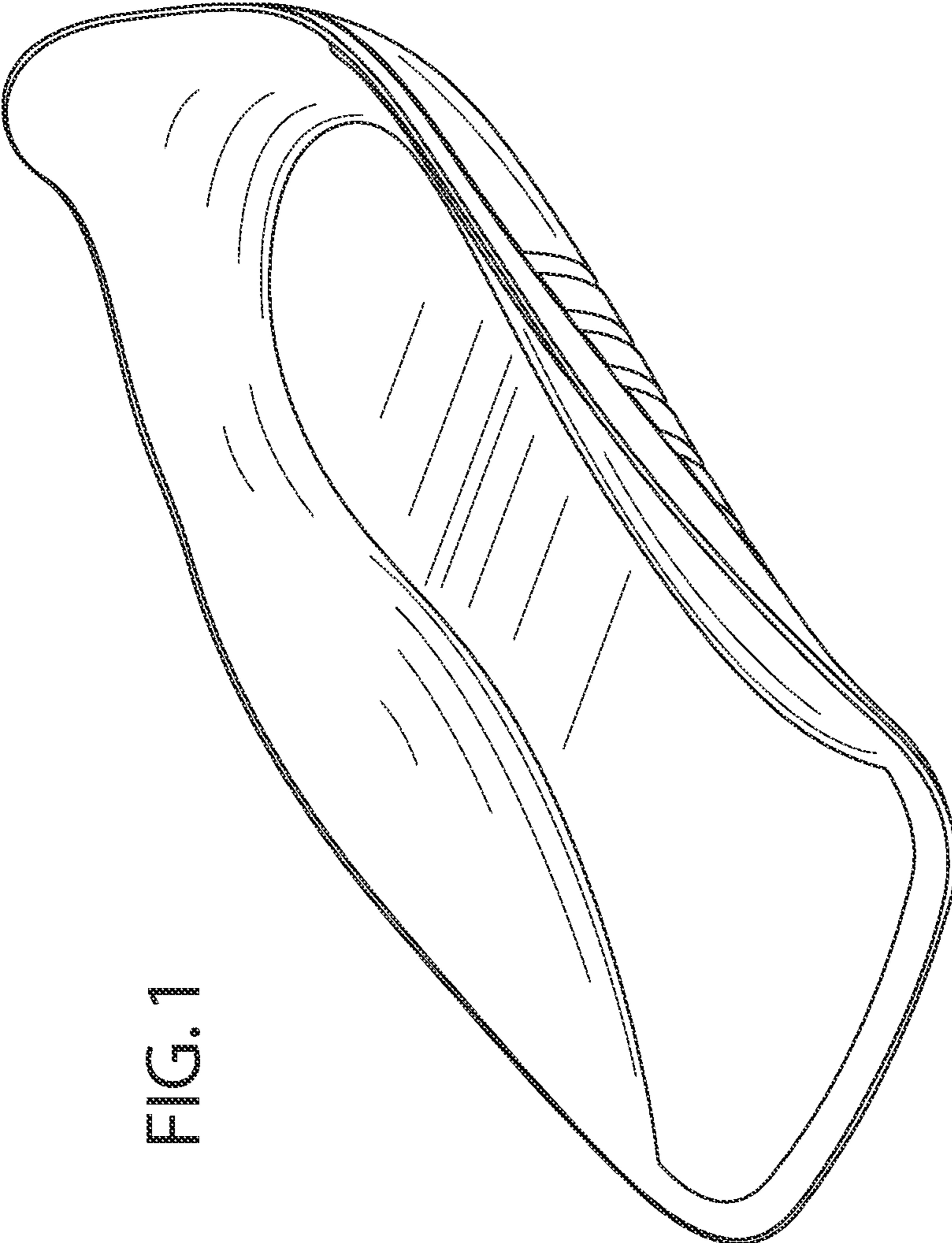


FIG. 1

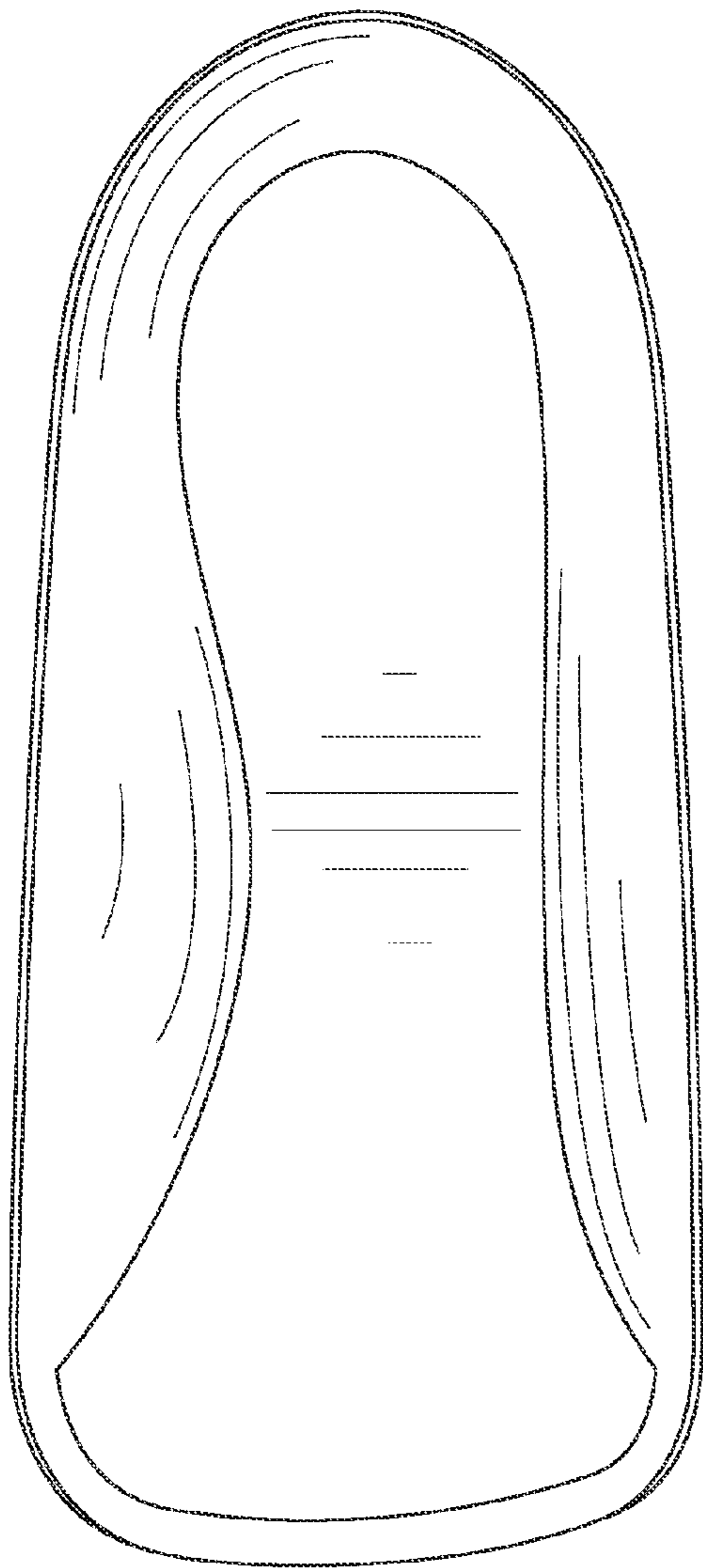


FIG. 2

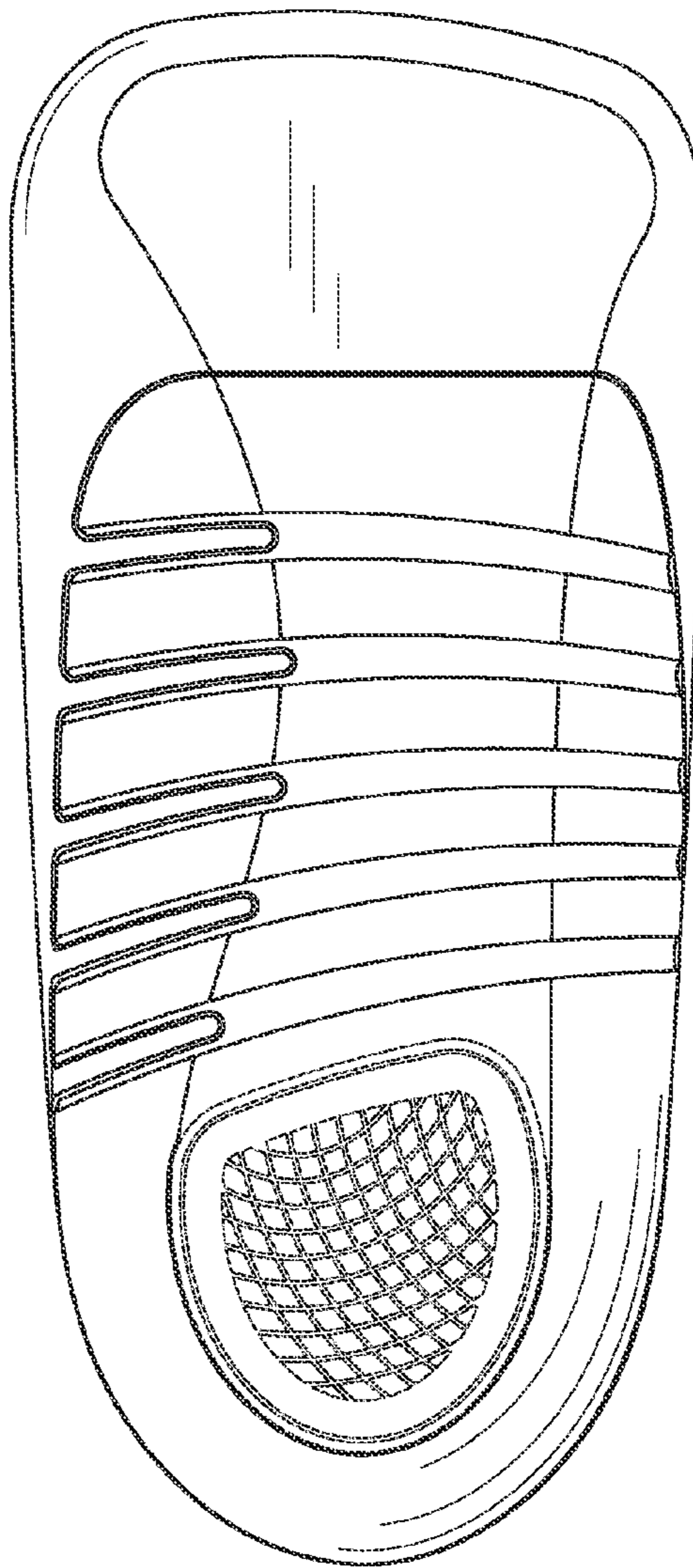


FIG. 3

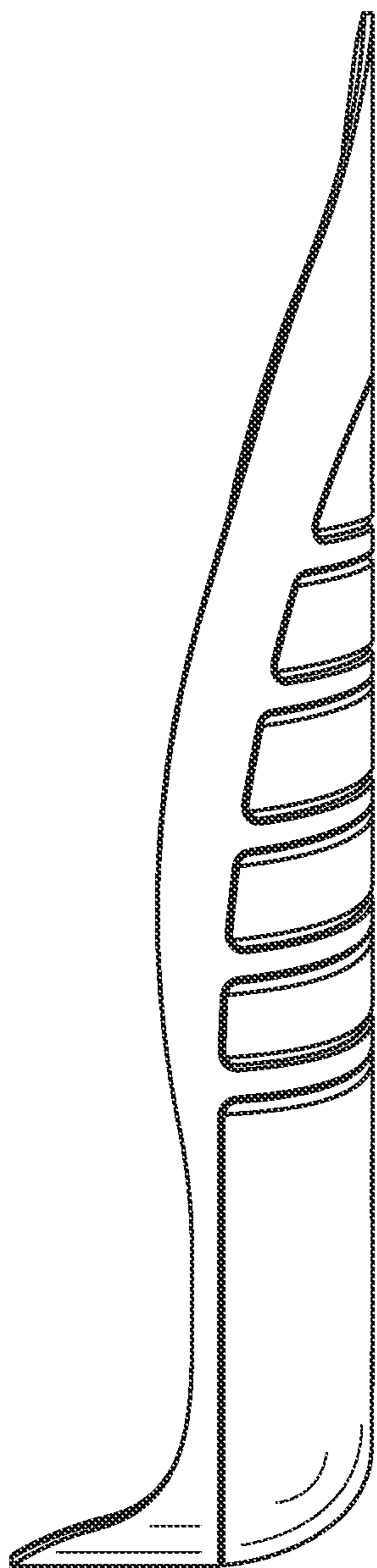


FIG. 4

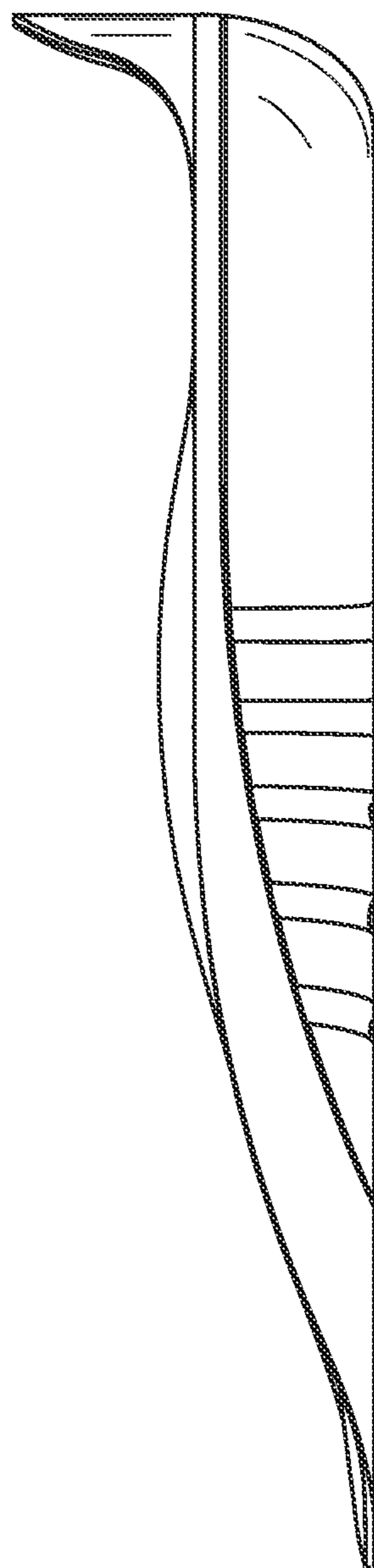


FIG. 5

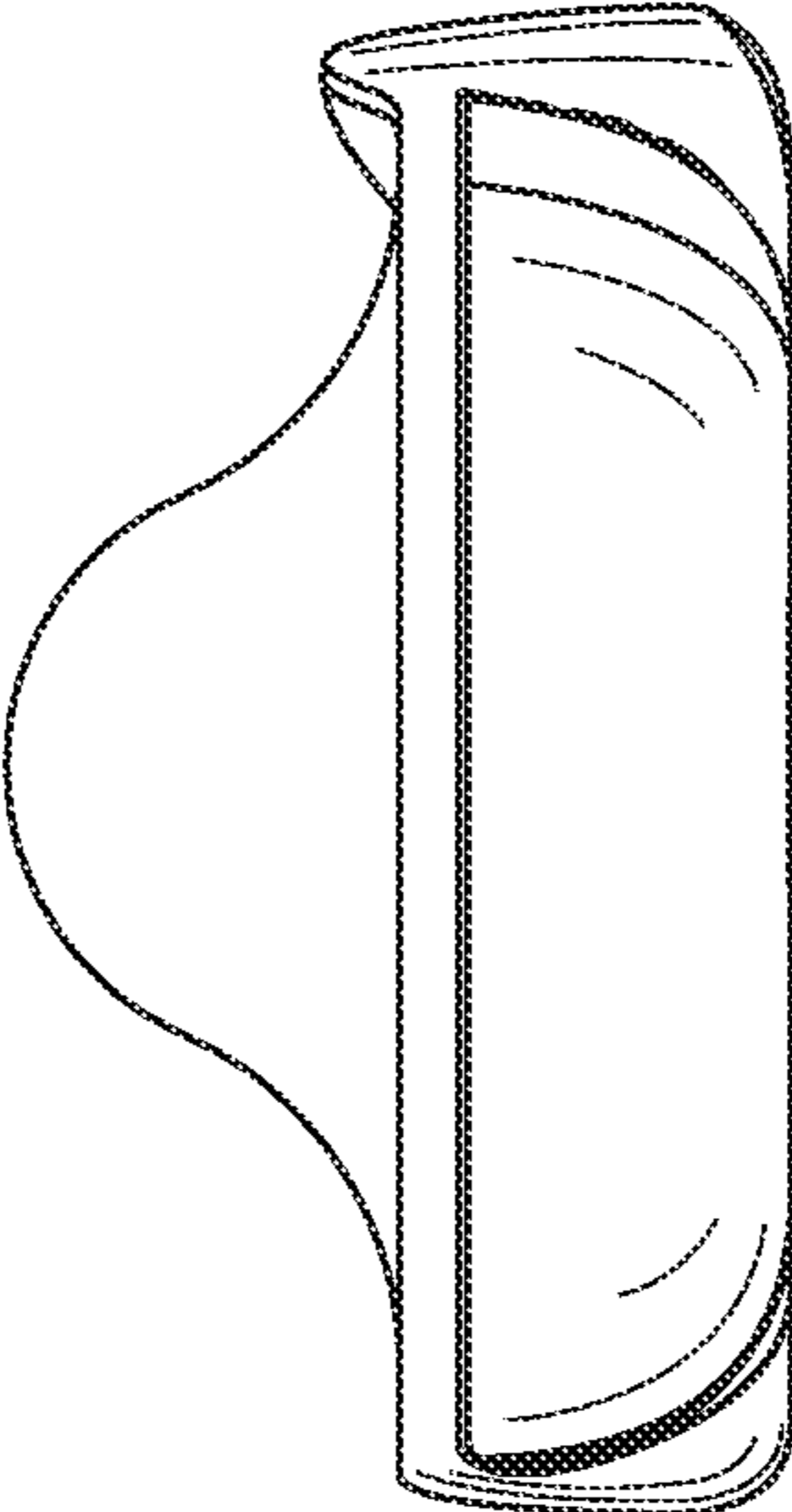


FIG. 6

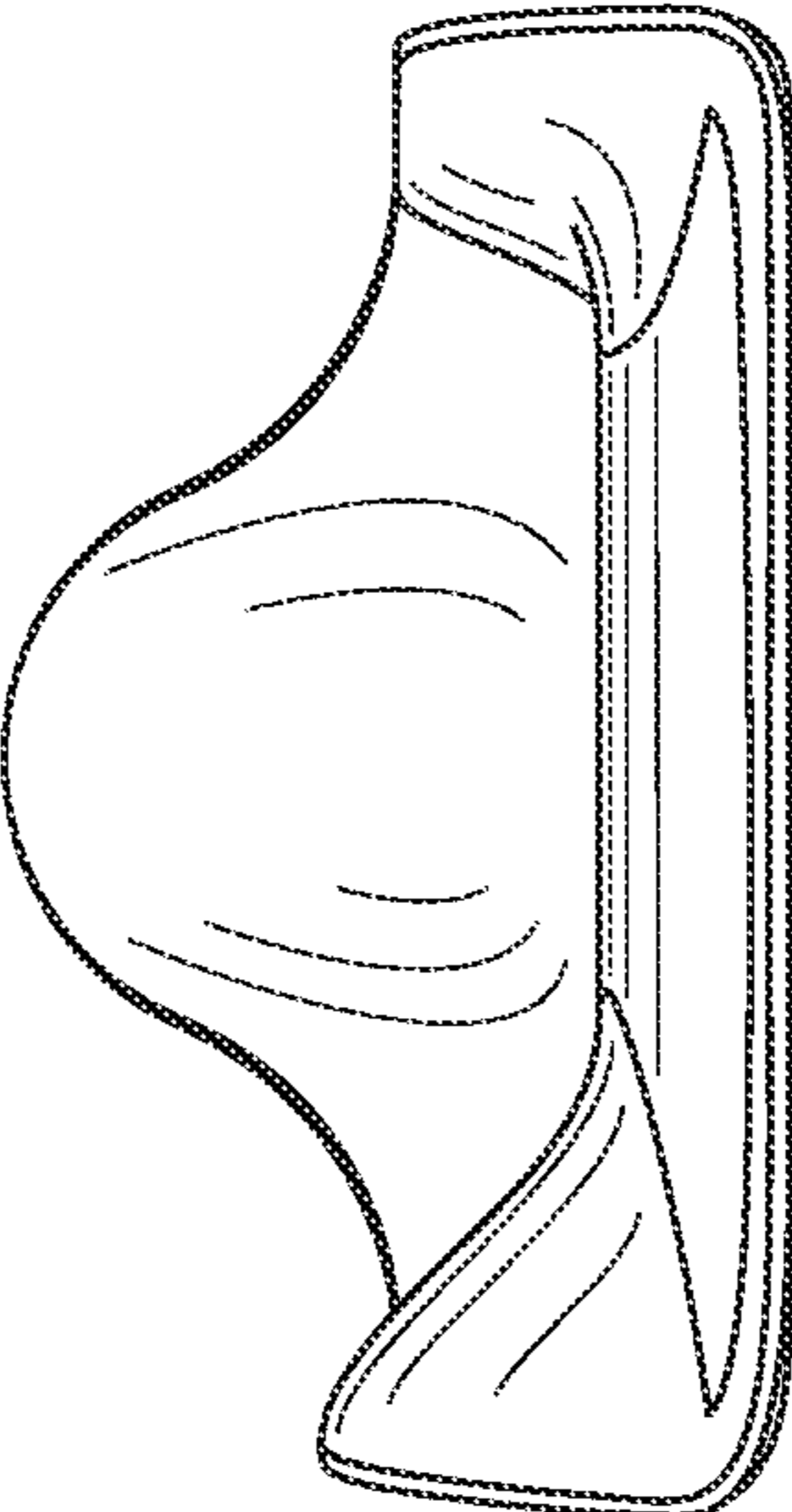


FIG. 7