



US00D694970S

(12) **United States Design Patent**  
**Santiago et al.**

(10) **Patent No.:** **US D694,970 S**  
(45) **Date of Patent:** **\*\* Dec. 3, 2013**

- (54) **VACUUM CLEANER HANDLE**
- (71) Applicant: **BISSELL Homecare, Inc.**, Grand Rapids, MI (US)
- (72) Inventors: **Jose Santiago**, Belmont, MI (US); **Jongho Nho**, Palatine, IL (US); **James Dangora**, Chicago, IL (US)
- (73) Assignee: **BISSELL Homecare, Inc.**, Grand Rapids, MI (US)
- (\*\*) Term: **14 Years**
- (21) Appl. No.: **29/443,563**
- (22) Filed: **Jan. 18, 2013**
- (51) **LOC (9) Cl.** ..... **15-05**
- (52) **U.S. Cl.**  
USPC ..... **D32/34**
- (58) **Field of Classification Search**  
USPC ..... 64/1, 21-23, 31, 34; 15/353, 347, 15/410-412, 350, 351, 361, 329, 336, 345, 15/2, 320-321, 340.2; 55/337, 315, 55/DIG. 3, 459.1; 95/271  
See application file for complete search history.

D561,959	S	*	2/2008	Hahn	.....	D32/22
D614,370	S	*	4/2010	Dyson et al.	.....	D32/34
D644,384	S	*	8/2011	Santiago et al.	.....	D32/34
8,032,983	B2	*	10/2011	Griffith et al.	.....	15/347
8,042,224	B2	*	10/2011	White et al.	.....	15/410
D662,677	S	*	6/2012	Bilger et al.	.....	D32/22
2008/0250602	A1	*	10/2008	Liddell	.....	15/410
2010/0229334	A1	*	9/2010	Conrad	.....	15/353

\* cited by examiner

*Primary Examiner* — Ruth McInroy

(74) *Attorney, Agent, or Firm* — McGarry Bair PC

- (56) **References Cited**  
U.S. PATENT DOCUMENTS  
6,868,578 B1 \* 3/2005 Kasper et al. .... 15/347  
D533,699 S \* 12/2006 Dyson et al. .... D32/34


(57) **CLAIM**

The ornamental design for a vacuum cleaner handle, as shown and described.

**DESCRIPTION**

FIG. 1 is a front and right-side perspective view a vacuum cleaner handle showing our new design; FIG. 2 is a front view thereof; FIG. 3 is a rear view thereof; FIG. 4 is a left side view thereof; FIG. 5 is a right side view thereof; and, FIG. 6 is a top view thereof.

**1 Claim, 2 Drawing Sheets**





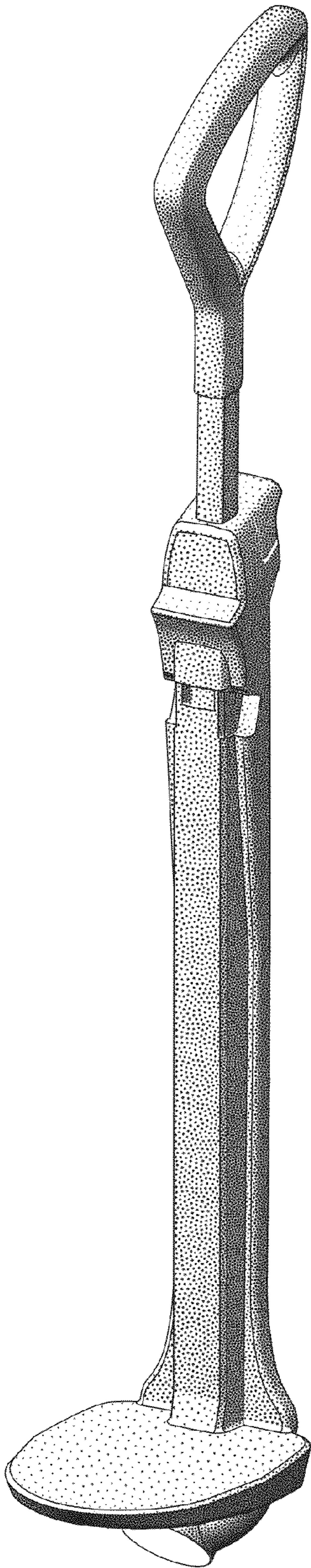


FIG. 1

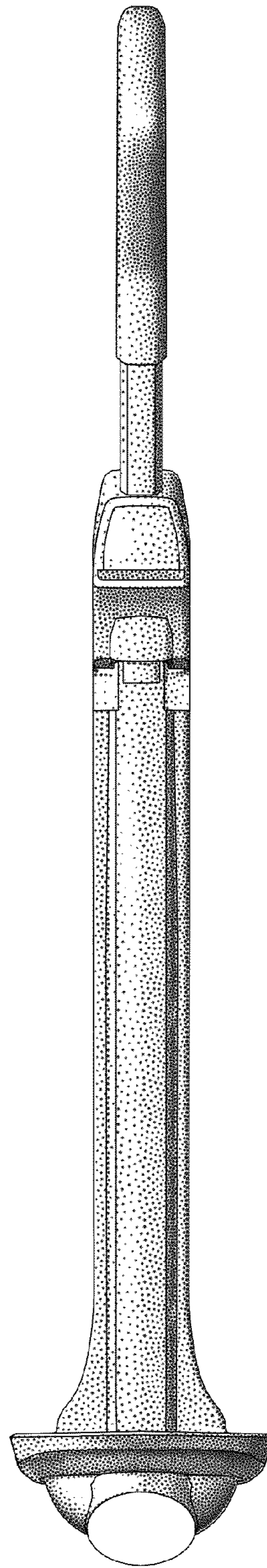


FIG. 2

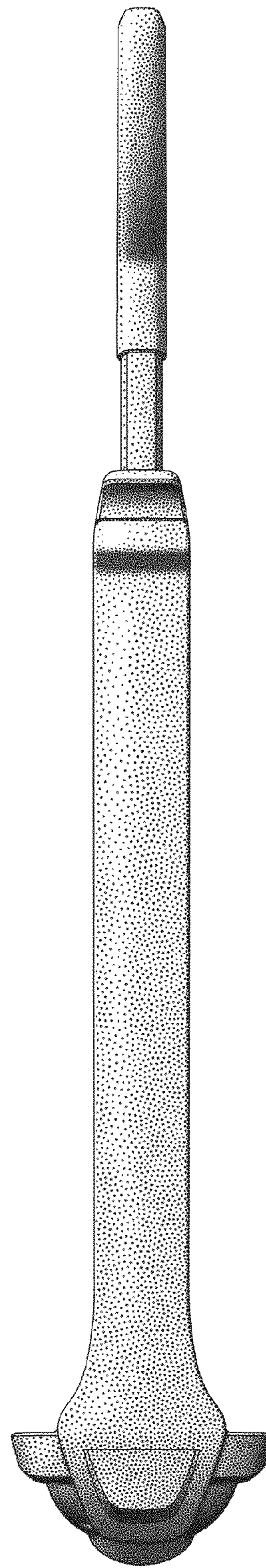


FIG. 3



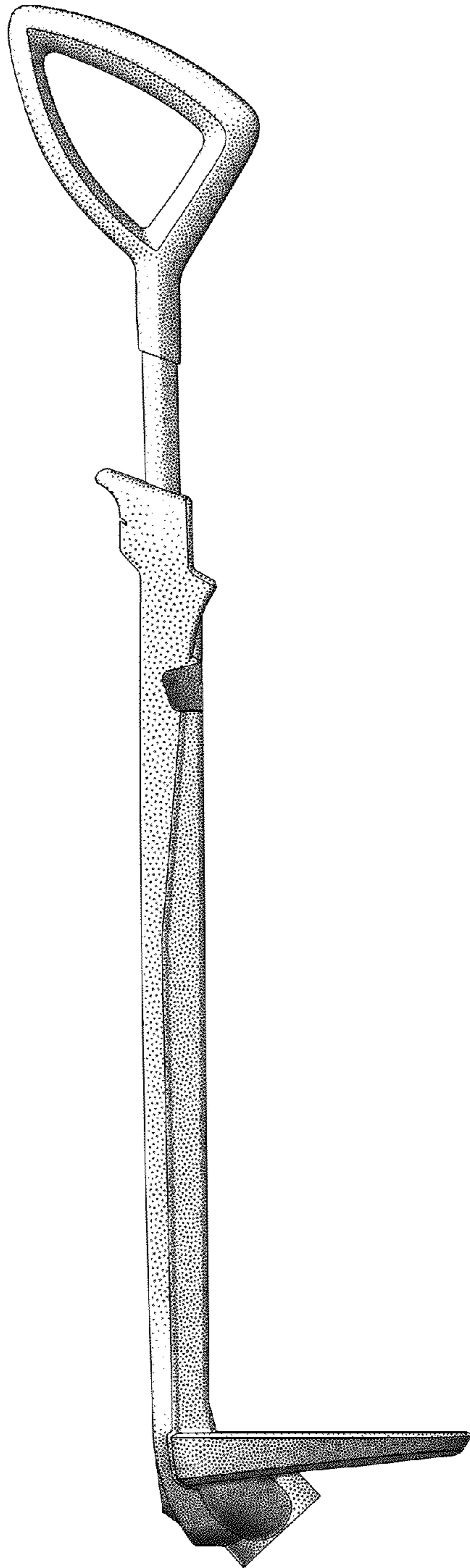


FIG. 4

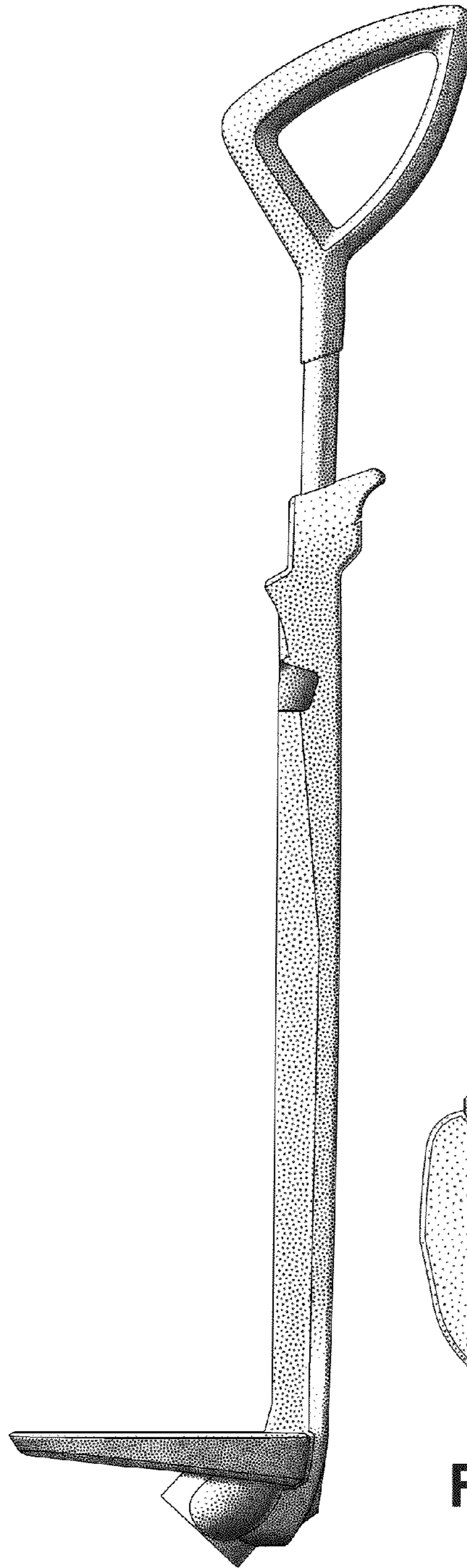


FIG. 5

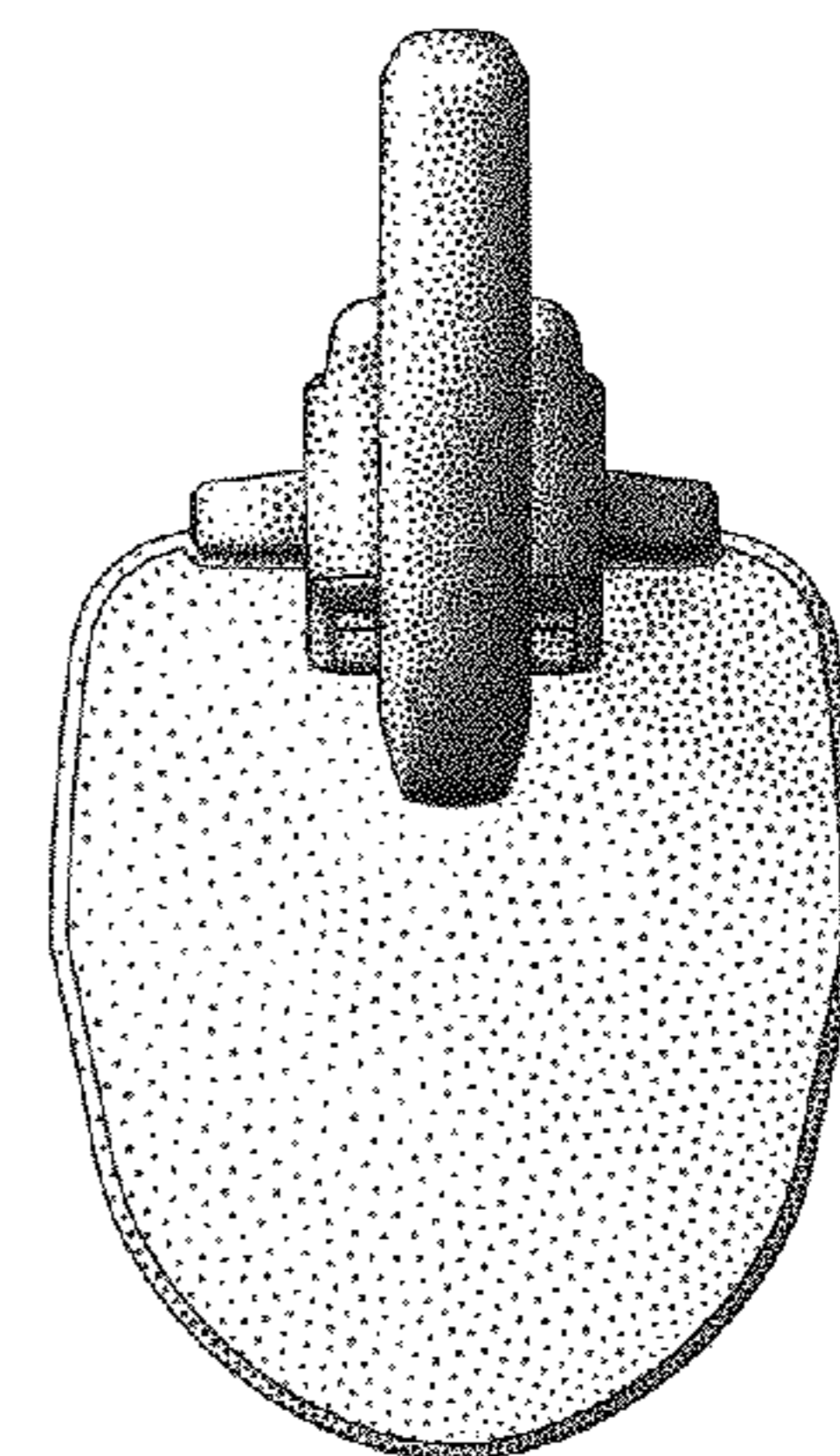


FIG. 6