



US00D694960S

(12) **United States Design Patent**  
**Shibahara**

(10) **Patent No.:** **US D694,960 S**  
(45) **Date of Patent:** **\*\* Dec. 3, 2013**

- (54) **GLOVE**
- (71) Applicant: **Kabushiki Kaisha Challenge Five,**  
Osaka (JP)
- (72) Inventor: **Yutaka Shibahara,** Osaka (JP)
- (73) Assignee: **Kabushiki Kaisha Challenge Five,**  
Osaka (JP)
- (\*\*) Term: **14 Years**
- (21) Appl. No.: **29/434,137**
- (22) Filed: **Oct. 10, 2012**
- (51) **LOC (9) Cl.** ..... **29-02**
- (52) **U.S. Cl.**  
USPC ..... **D29/117.1**
- (58) **Field of Classification Search**  
USPC ..... D2/610, 611, 612, 613, 614, 615, 616,  
D2/617, 618, 619, 620, 621, 622, 623;  
D3/226; D20/33; D21/870; D28/63;  
D29/113, 114, 116.2, 117.1, 117.2,  
D29/123; 2/16, 20, 21, 158, 159, 160,  
2/161.1, 161.2, 161.3, 161.4, 161.5,  
2/161.6, 161.7, 161.8, 162, 163, 164,  
2/165, 166, 167, 168, 169, 170, 917;  
15/227

See application file for complete search history.

(56) **References Cited**

**U.S. PATENT DOCUMENTS**

133,689	A *	12/1872	Whitaker	.....	2/158
1,362,461	A *	12/1920	Anast	.....	2/21
2,751,592	A *	6/1956	Longstreth et al.	.....	2/21
3,072,914	A *	1/1963	Velonis et al.	.....	2/167
D355,521	S *	2/1995	Galdi	.....	D2/610
D364,357	S *	11/1995	Ledgerwood, II	.....	D10/33
D412,048	S *	7/1999	Schiazza	.....	D2/610
D469,595	S *	2/2003	Rhoades	.....	D2/610
D472,035	S *	3/2003	McManis	.....	D2/617
6,687,911	B2 *	2/2004	Fitz	.....	2/21
D511,864	S *	11/2005	VanErmen	.....	D29/118

D515,279	S *	2/2006	Jackson et al.	.....	D2/610
D553,301	S *	10/2007	Van Buren	.....	D29/117.1
7,380,289	B2 *	6/2008	Kordecki, Jr. et al.	.....	2/163
D595,929	S *	7/2009	Brown	.....	D2/617
D603,581	S *	11/2009	Rimando	.....	D2/617
2004/0078866	A1 *	4/2004	Fitz	.....	2/163
2009/0241238	A1 *	10/2009	Rego	.....	2/161.2
2013/0180022	A1 *	7/2013	Baungartger	.....	2/16

\* cited by examiner

*Primary Examiner* — Karen E Eldridge Powers

(74) *Attorney, Agent, or Firm* — Kolisch Hartwell, PC

(57) **CLAIM**

I claim the ornamental design for a glove, as shown and described.

**DESCRIPTION**

FIG. 1 is front elevational view of a glove according to an embodiment of the invention.

FIG. 2 is a left side elevational view of the embodiment of FIG. 1.

FIG. 3 is a right side elevational view of the embodiment of FIG. 1.

FIG. 4 is a sectional view of the embodiment of FIG. 1 along line 4-4, as indicated in FIG. 5.

FIG. 5 is a top plan view of the embodiment of FIG. 1.

FIG. 6 is a bottom plan view of the embodiment of FIG. 1; and,

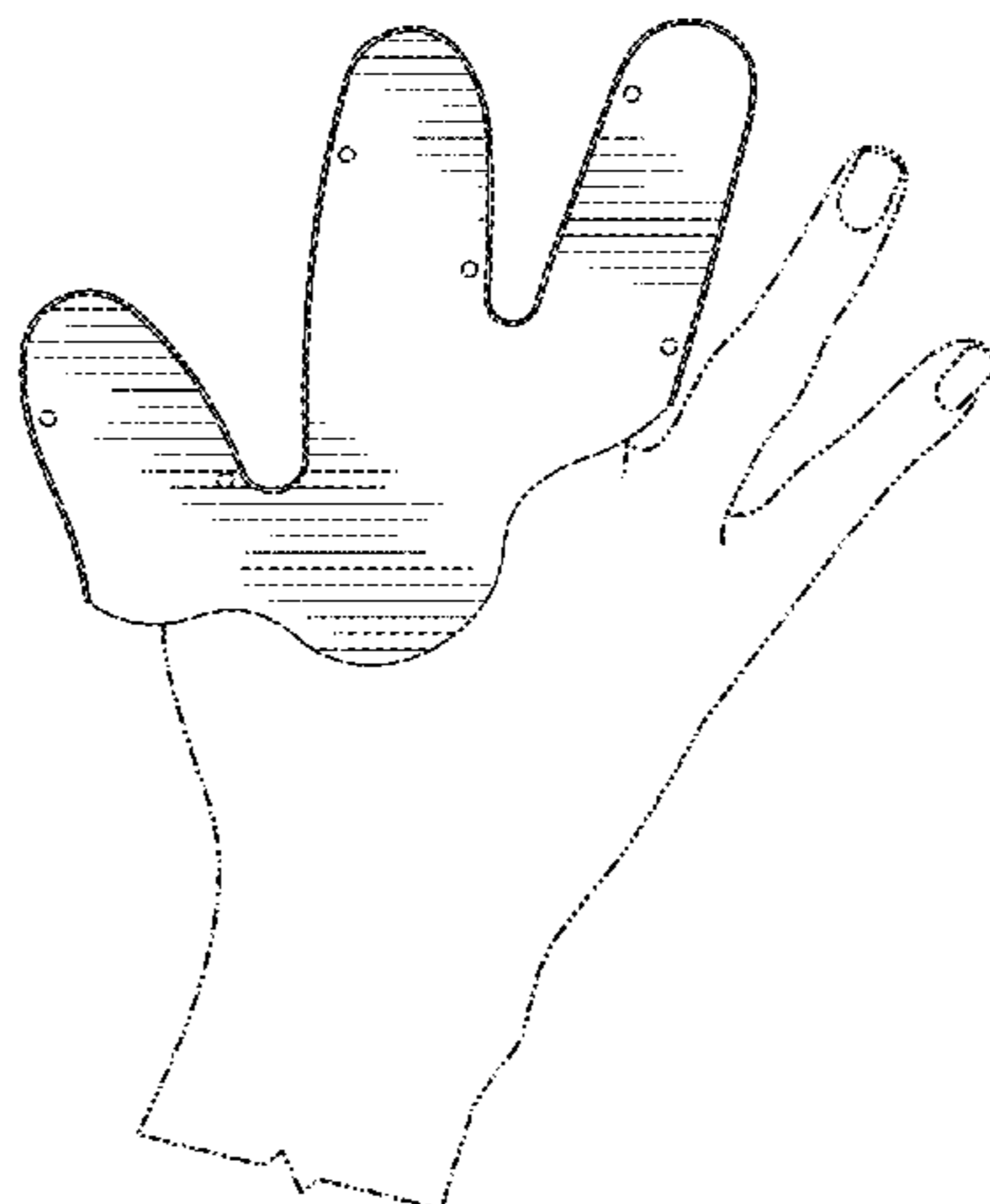
FIG. 7 is a front elevational view of the embodiment of FIG. 1 in its environment.

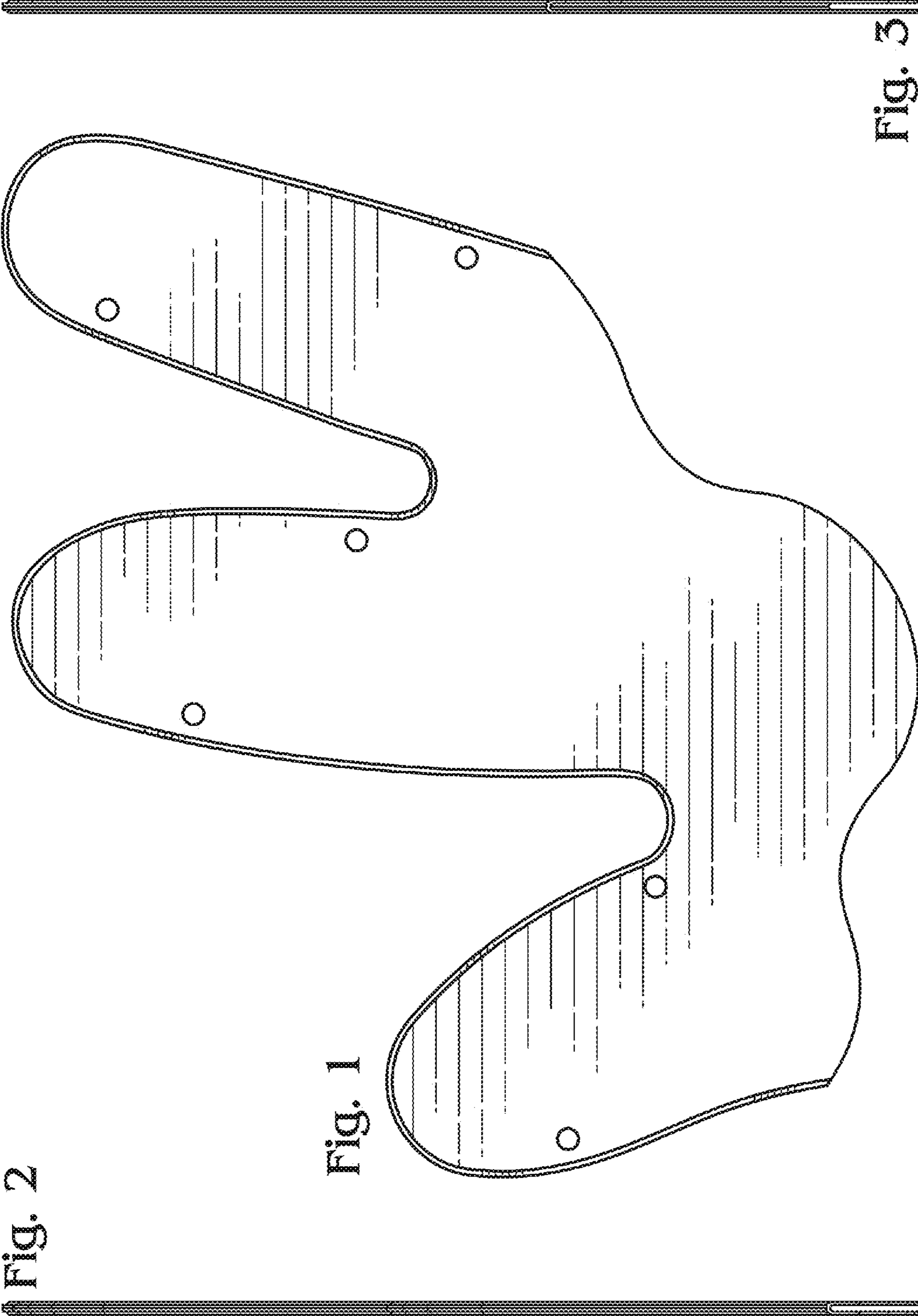
The rear elevational view of the embodiment of FIG. 1 is a mirror image of the front elevational view, so the rear elevational view has been omitted.

The stippling and shading lines shown in the drawings represent the approximate three-dimensional contour of the design, and are not intended to indicate surface decoration.

The unclaimed environment is represented by thick, evenly spaced, dash-dot-dot-dash lines, and forms no part of the claimed design.

**1 Claim, 3 Drawing Sheets**





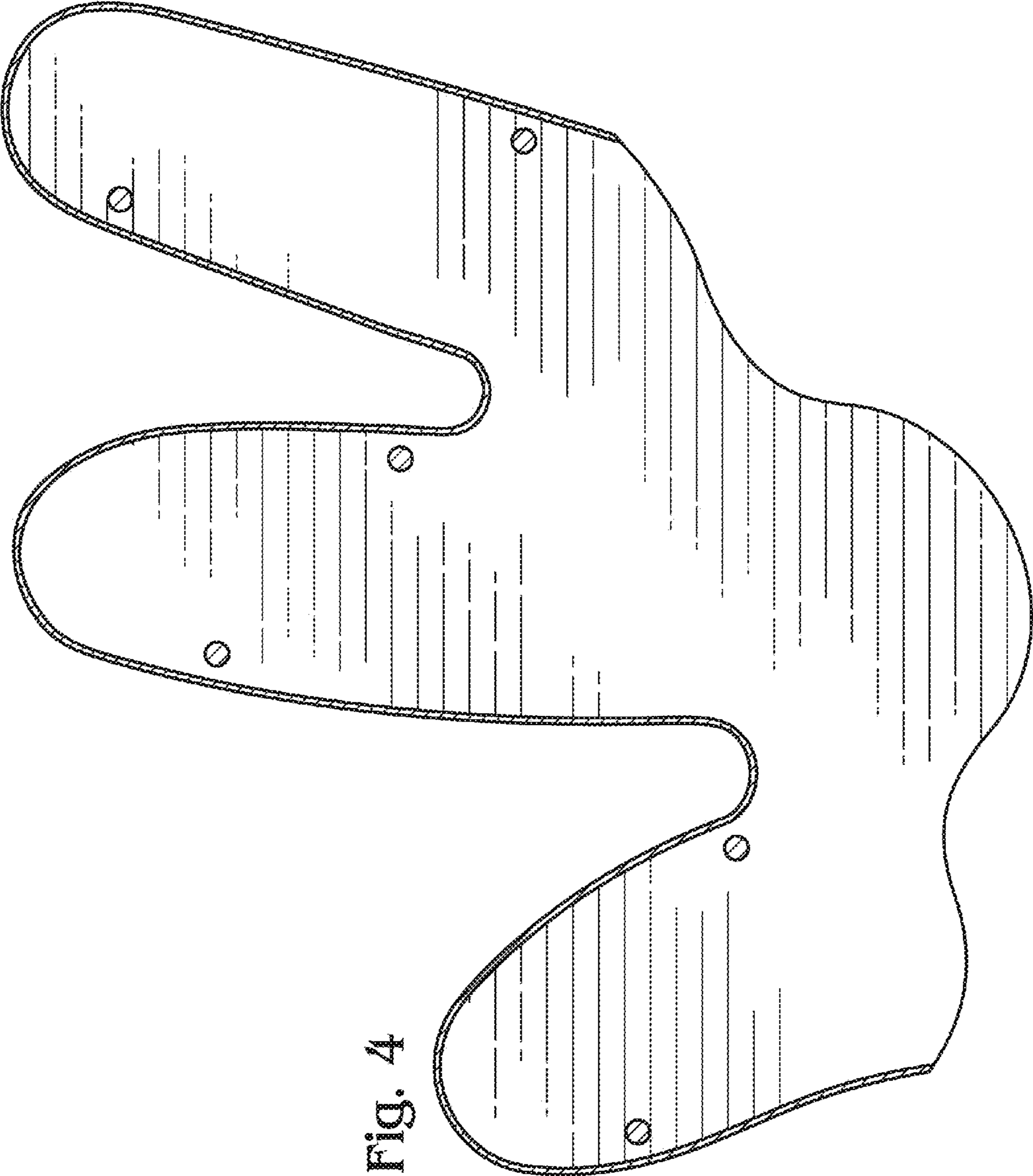


Fig. 4



FIG. 5

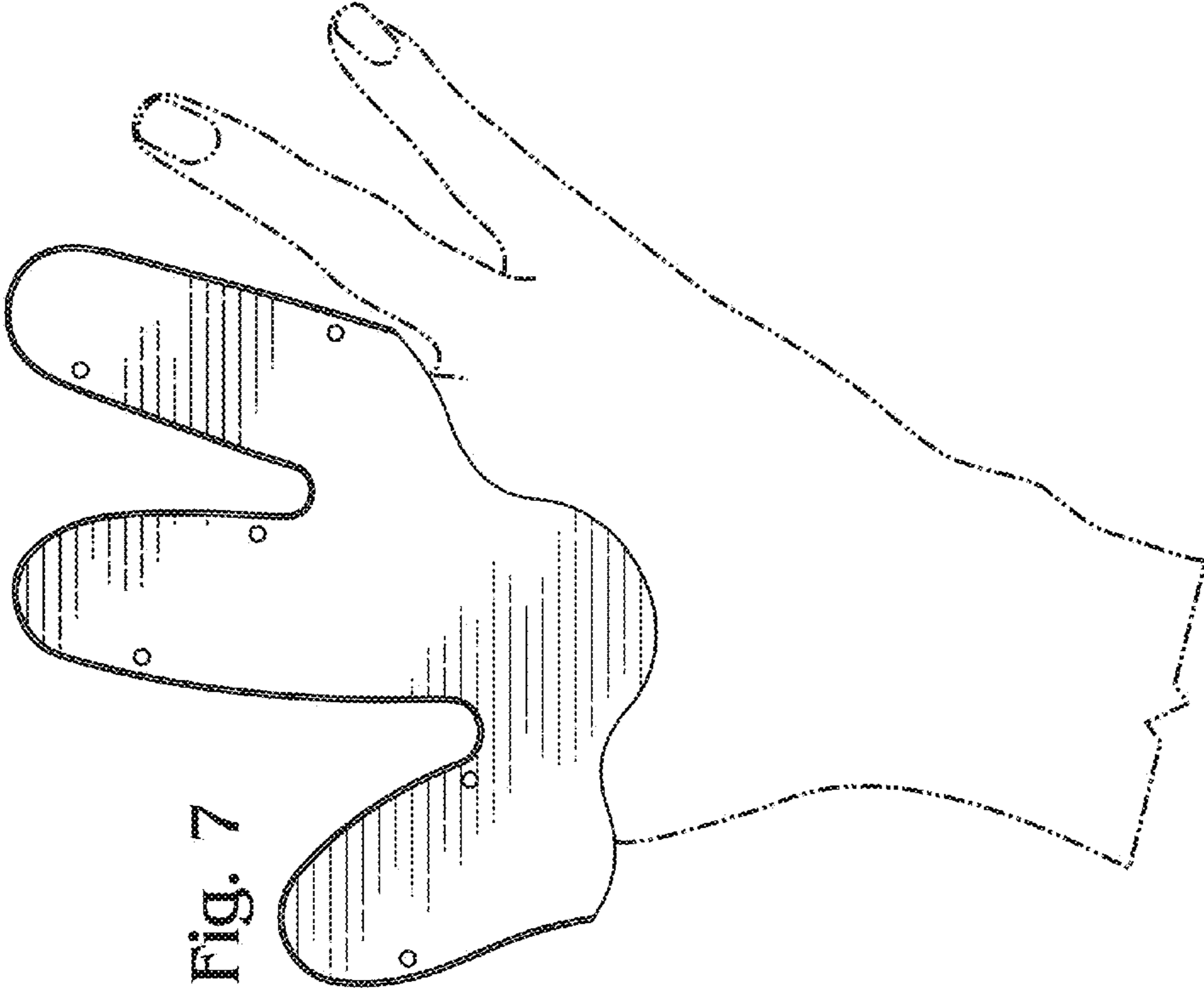


FIG. 7



FIG. 6