



US00D694957S

(12) **United States Design Patent**
Barker et al.

(10) **Patent No.:** **US D694,957 S**
(45) **Date of Patent:** **** Dec. 3, 2013**

(54) **SAFETY VEST**

(71) Applicant: **ERB Industries**, Woodstock, GA (US)

(72) Inventors: **Jacqueline L. Barker**, Canton, GA (US); **Tamla Michelle Pearson**, Jasper, GA (US)

(73) Assignee: **ERB Industries**, Woodstock, GA (US)

(**) Term: **14 Years**

(21) Appl. No.: **29/452,249**

(22) Filed: **Apr. 15, 2013**

(51) **LOC (9) Cl.** **29-02**

(52) **U.S. Cl.**
USPC **D29/101.4**

(58) **Field of Classification Search**
USPC D29/100, 101.1, 101.2, 101.3, 101.4, D29/101.5, 124; D21/804, 805; 441/115; 2/2.5, 48, 46, 51, 69, 79, 85, 92, 93, 2/94, 102, 108; 5/81.1 R; 362/108; D24/190; D2/830

See application file for complete search history.

(56) **References Cited**

U.S. PATENT DOCUMENTS

D475,814 S * 6/2003 Lesley D29/101.4
D588,752 S * 3/2009 Lesley D29/101.4

D590,545 S * 4/2009 Lesley D29/101.4
D598,166 S * 8/2009 Kemper D29/101.4
D608,503 S * 1/2010 de Roaldes et al. D29/101.4
D611,681 S * 3/2010 Pettingill et al. D2/839
7,735,151 B1 * 6/2010 Young et al. 2/96
D661,839 S * 6/2012 Isaacs D29/101.4

* cited by examiner

Primary Examiner — Randall Gholson

(74) *Attorney, Agent, or Firm* — The Small Patent Law Group LLC; Joseph M. Butscher

(57) **CLAIM**

The ornamental design of a safety vest, as shown and described.

DESCRIPTION

FIG. 1 illustrates an isometric front view of a safety vest, according to an embodiment of the present disclosure.


FIG. 2 illustrates a front view of a safety vest, according to an embodiment of the present disclosure.

FIG. 3 illustrates a left view of a safety vest, according to an embodiment of the present disclosure. It is to be understood that the right lateral view of the vest is a mirror image of the left lateral view; and,

FIG. 4 illustrates a rear view of a safety vest, according to an embodiment of the present disclosure.

The dot dot broken lines shown in the figures form no part of the claimed ornamental design of the invention.

1 Claim, 4 Drawing Sheets






FIG. 1

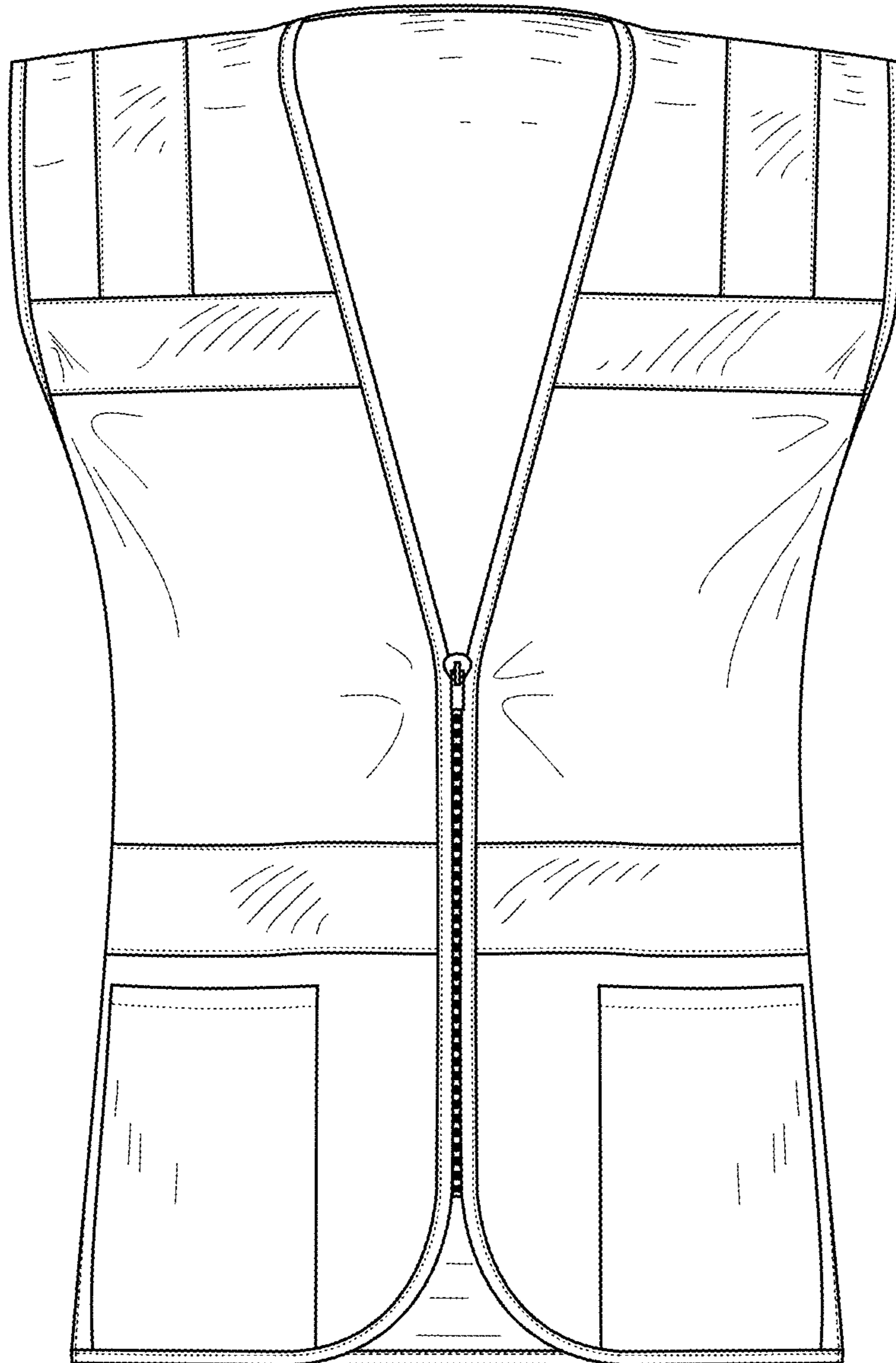


FIG. 2

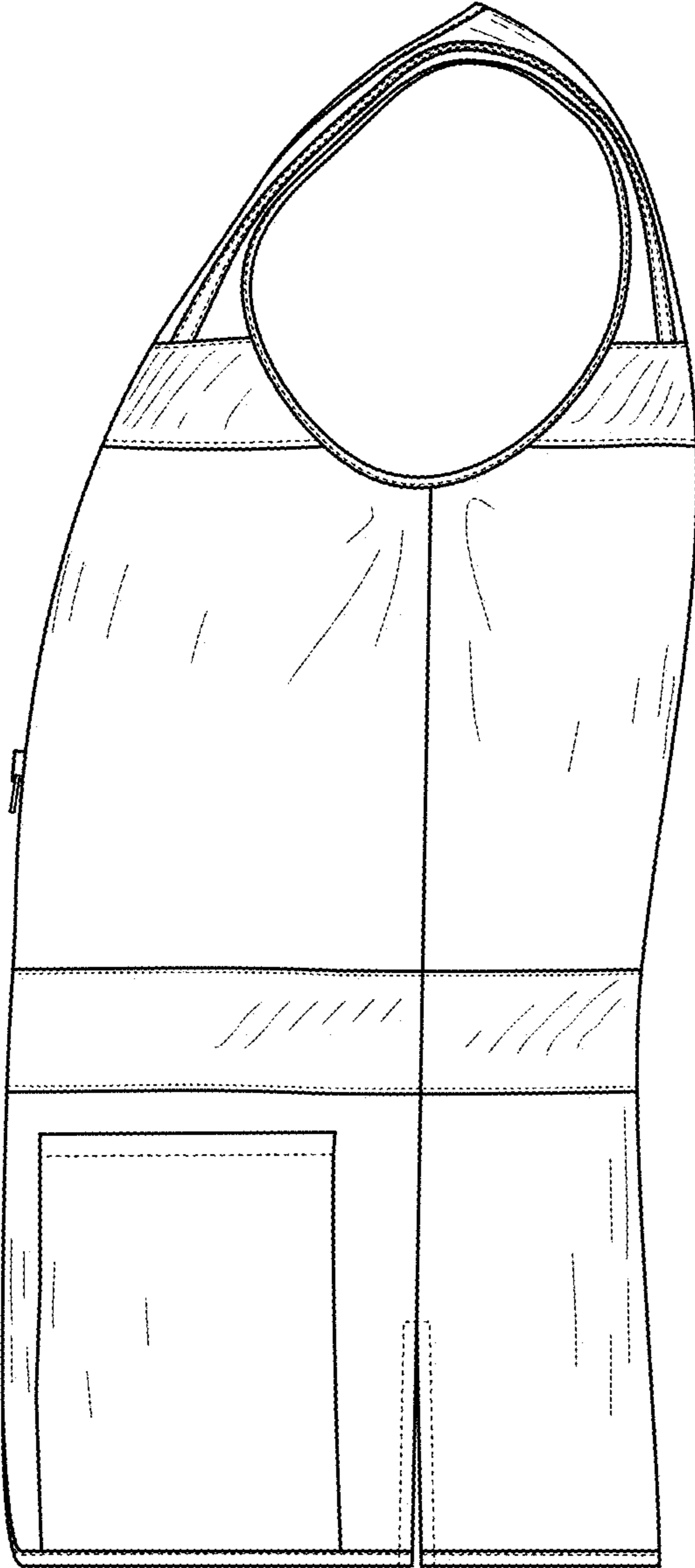


FIG. 3

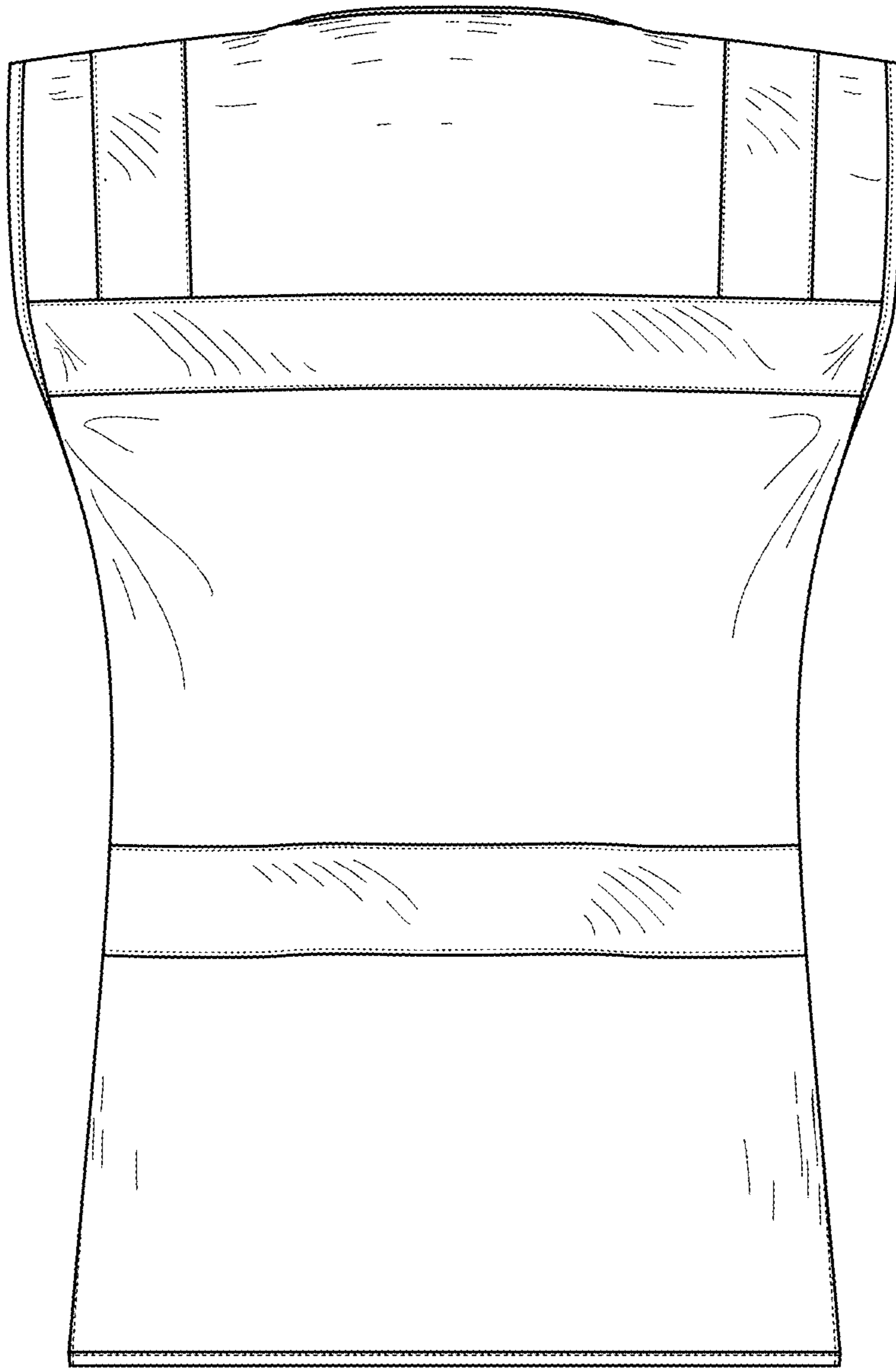


FIG. 4