

US00D694952S

(12) **United States Design Patent**
Choi

(10) **Patent No.:** **US D694,952 S**
(45) **Date of Patent:** **** Dec. 3, 2013**

(54) **HAIR BRUSH IRON**

(71) Applicant: **Myung Pyo Choi**, Gyeonggi-do (KR)

(72) Inventor: **Myung Pyo Choi**, Gyeonggi-do (KR)

(**) Term: **14 Years**

(21) Appl. No.: **29/449,565**

(22) Filed: **Mar. 15, 2013**

(30) **Foreign Application Priority Data**

Jan. 25, 2013 (KR) 30-2013-004482

(51) **LOC (9) Cl.** **28-03**

(52) **U.S. Cl.**
USPC **D28/35**

(58) **Field of Classification Search**
USPC 219/222-226; 132/222, 223-272;
D28/35, 37-38, 40
See application file for complete search history.

(56) **References Cited**

U.S. PATENT DOCUMENTS

D251,205 S * 2/1979 Ergaver et al. D28/35
D314,064 S * 1/1991 Ho D28/35
D441,137 S * 4/2001 McCurrach D28/35

D455,861 S * 4/2002 McCurrach D28/35
6,423,942 B1 * 7/2002 Liao 219/222
D556,948 S * 12/2007 Leung D28/35
D648,893 S * 11/2011 Kaizuka D28/35
D650,942 S * 12/2011 Choi D28/35
D670,027 S * 10/2012 Choi D28/35
2012/0247501 A1 * 10/2012 Choi 132/269

* cited by examiner

Primary Examiner — Jennifer Rivard

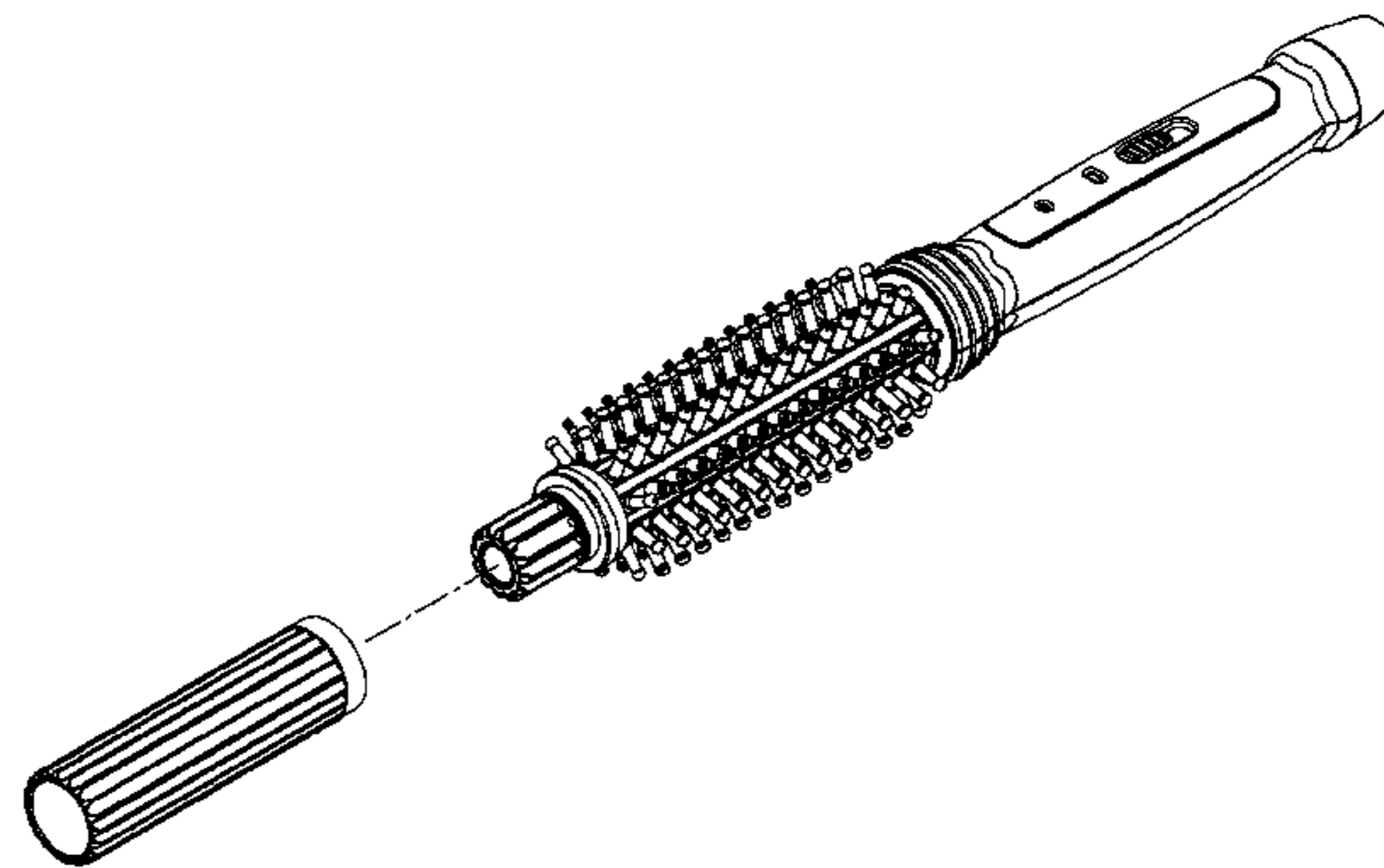
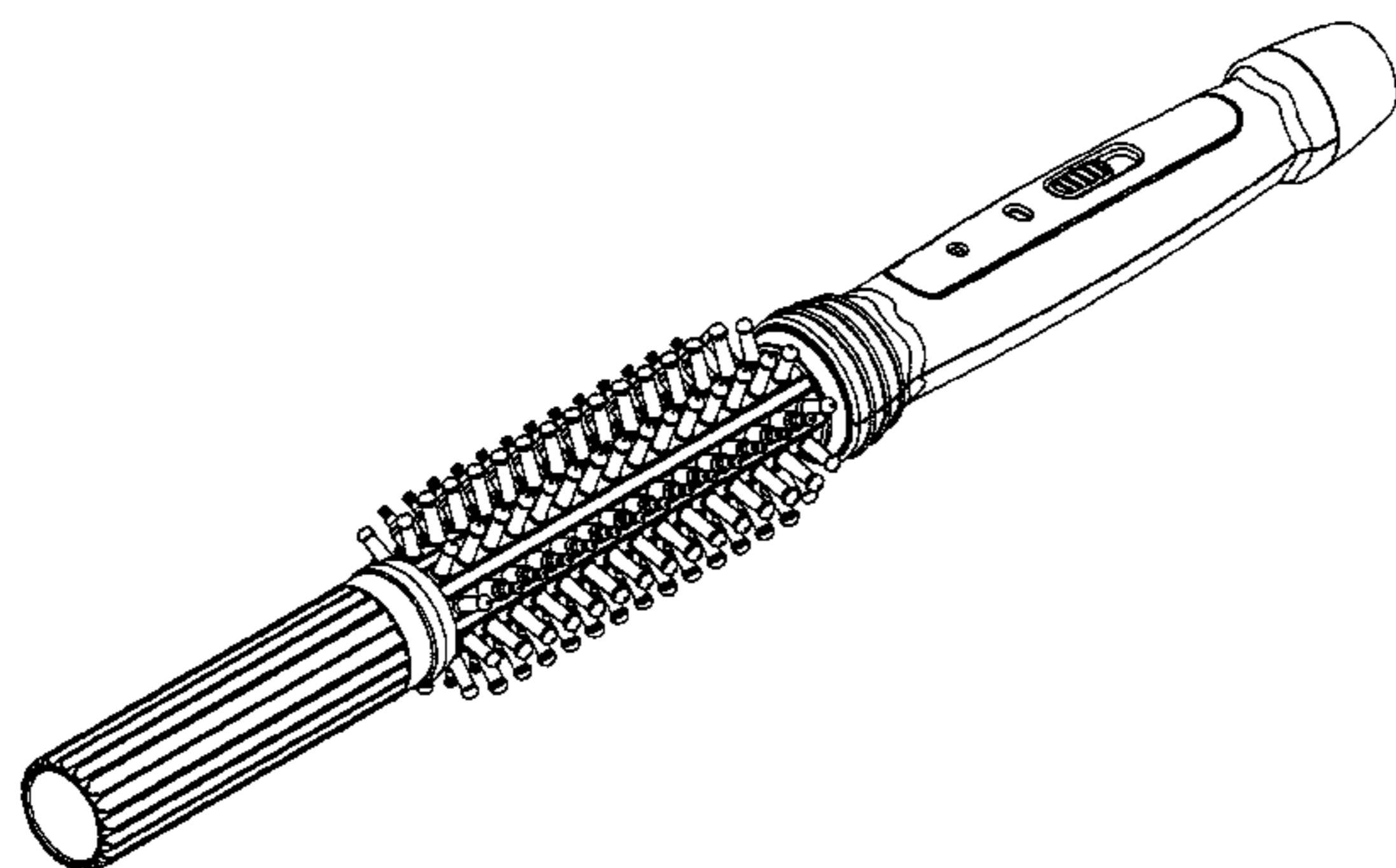
(57) **CLAIM**

The ornamental design for the hair brush iron, as shown and described.

DESCRIPTION

FIG. 1 is a perspective view of a hair brush iron according to the present invention;
FIG. 2 is a front view of the hair brush iron of FIG. 1;
FIG. 3 is a rear view of the hair brush iron of FIG. 1;
FIG. 4 is a left side view of hair brush iron of FIG. 1;
FIG. 5 is a right side view of the hair brush iron of FIG. 1;
FIG. 6 is top plan view of the hair brush iron of FIG. 1;
FIG. 7 is a bottom plan view of the hair brush iron of FIG. 1;
and,
FIG. 8 is a reference drawing showing an exploded perspective view of an extension rod.

1 Claim, 5 Drawing Sheets



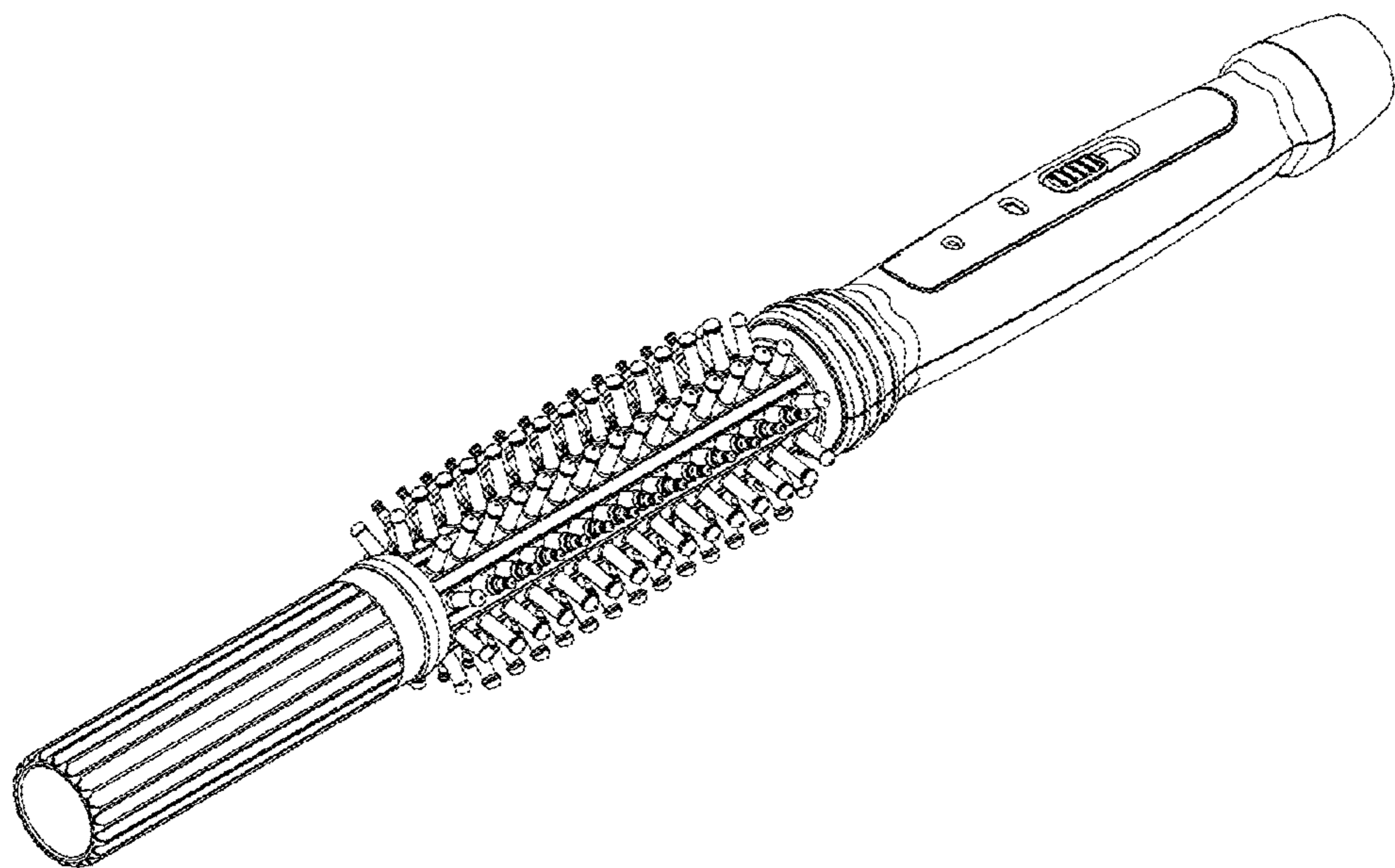


Fig. 1




Fig. 2




Fig. 3

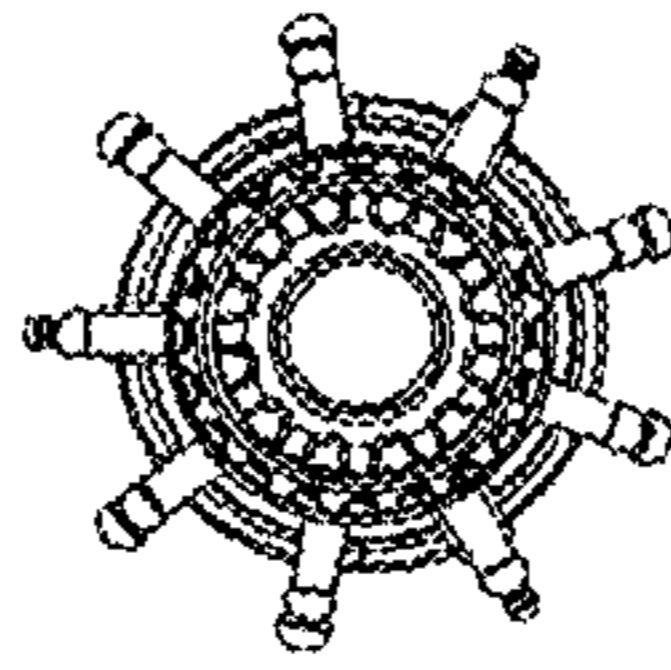


Fig. 4

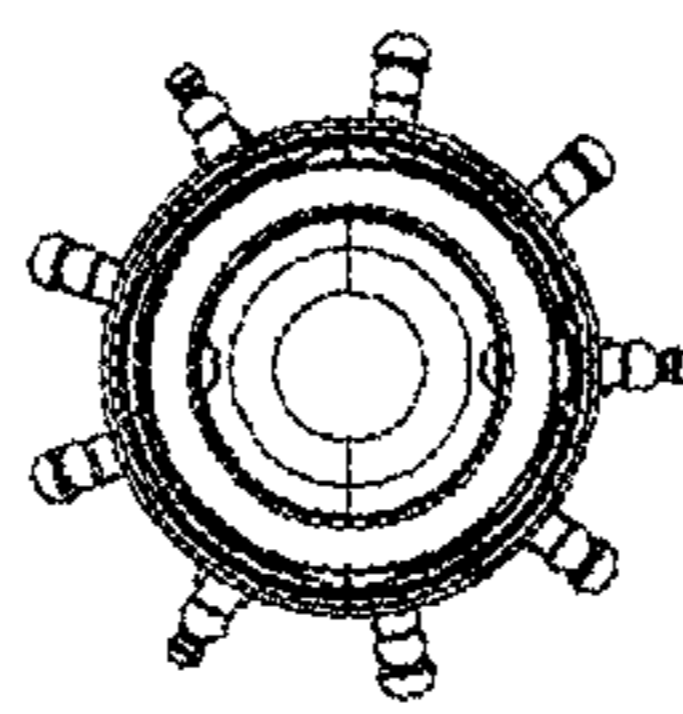


Fig. 5




Fig. 6




Fig. 7

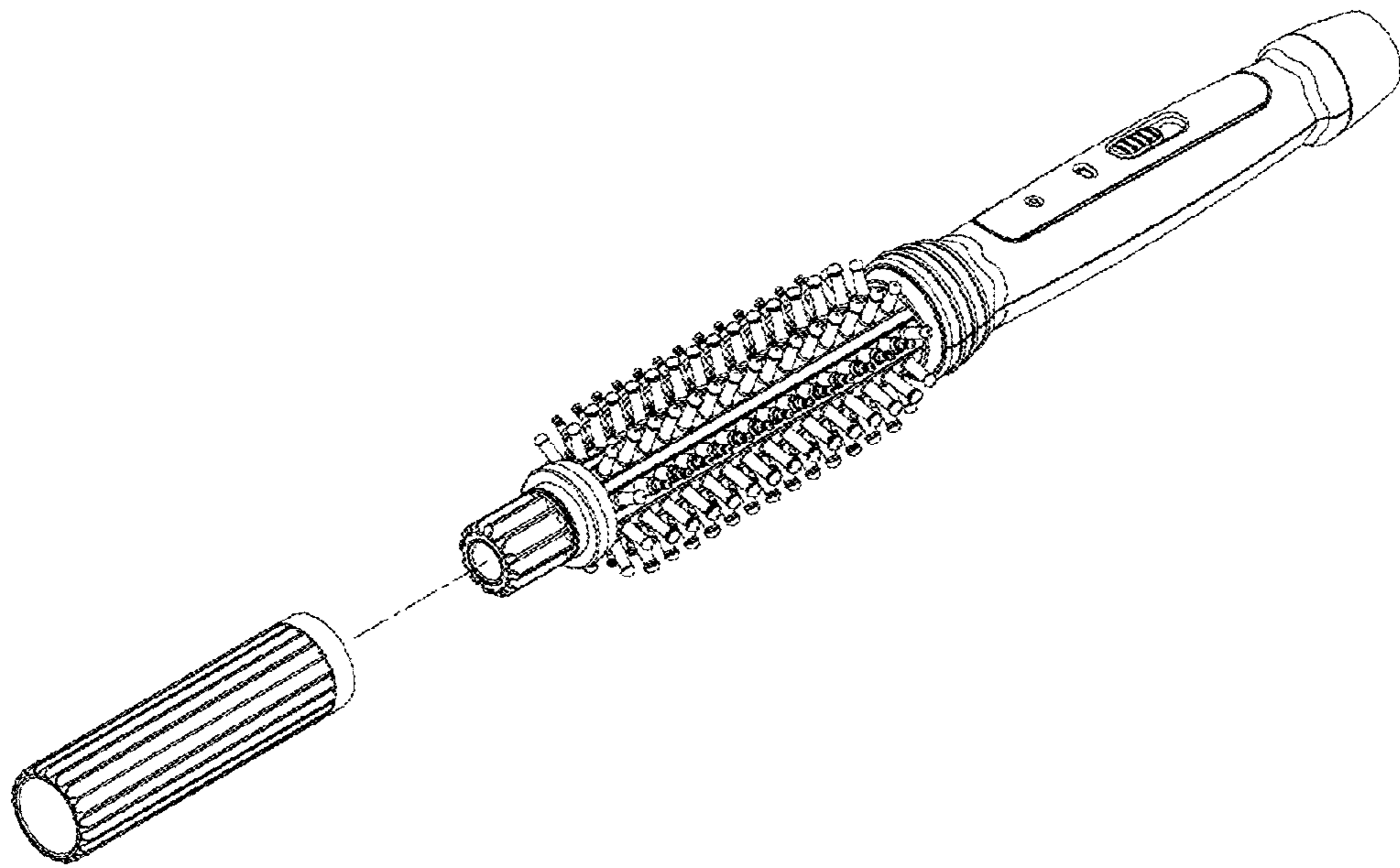


Fig. 8