



US00D694950S

(12) **United States Design Patent**  
**Orozco**

(10) **Patent No.:** **US D694,950 S**  
(45) **Date of Patent:** **\*\* Dec. 3, 2013**

(54) **LIGHTING FIXTURE**

(75) Inventor: **Sergio Orozco**, West New York, NJ (US)

(73) Assignee: **The L.D. Kichler Co.**, Cleveland, OH (US)

(\*\*) Term: **14 Years**

(21) Appl. No.: **29/395,346**

(22) Filed: **Jan. 5, 2012**

(51) **LOC (9) Cl.** ..... **26-99**

(52) **U.S. Cl.**  
USPC ..... **D26/144**

(58) **Field of Classification Search**  
USPC ..... D26/72, 81–84, 86–88, 91, 92, 143,  
D26/144, 145, 152, 155, 156; 362/122, 147,  
362/404–408, 431, 432

See application file for complete search history.

(56) **References Cited**

**U.S. PATENT DOCUMENTS**

D58,936 S *	9/1921	Newland	.....	D26/81
D65,090 S *	7/1924	Walker	.....	D26/144
D69,892 S *	4/1926	Kranz	.....	D26/144
D70,177 S *	5/1926	Kostrzewski	.....	D26/144
D72,077 S *	3/1927	Aglow	.....	D26/144
D367,125 S *	2/1996	Dolan	.....	D26/81
D368,545 S *	4/1996	Hsu	.....	D26/81
D404,843 S *	1/1999	Porter	.....	D26/81
D481,150 S *	10/2003	Lee	.....	D26/81
D534,295 S *	12/2006	Chen	.....	D26/81
D542,458 S *	5/2007	Blackman	.....	D26/81
D550,886 S *	9/2007	Nicholas	.....	D26/81
D552,288 S *	10/2007	De'Armond	.....	D26/81
D553,782 S *	10/2007	Nicholas	.....	D26/81
D561,375 S *	2/2008	Orozco	.....	D26/81

D602,190 S *	10/2009	Sperling	.....	D26/81
D605,347 S *	12/2009	Miranda	.....	D26/144
D605,348 S *	12/2009	Miranda	.....	D26/144
D610,737 S *	2/2010	Chandler	.....	D26/81
D665,118 S *	8/2012	Lastimosa	.....	D26/81

**OTHER PUBLICATIONS**

The Gravity Collection shown on p. 120 and the fixtures on p. 125 of the 2005 "The Big Year" Murray-Feiss catalog. (3 pages).\*

\* cited by examiner

*Primary Examiner* — Clare E Heflin

(74) *Attorney, Agent, or Firm* — Calfee, Halter & Griswold LLP

(57) **CLAIM**

I claim the ornamental designs for a lighting fixtures, as shown and described.

**DESCRIPTION**

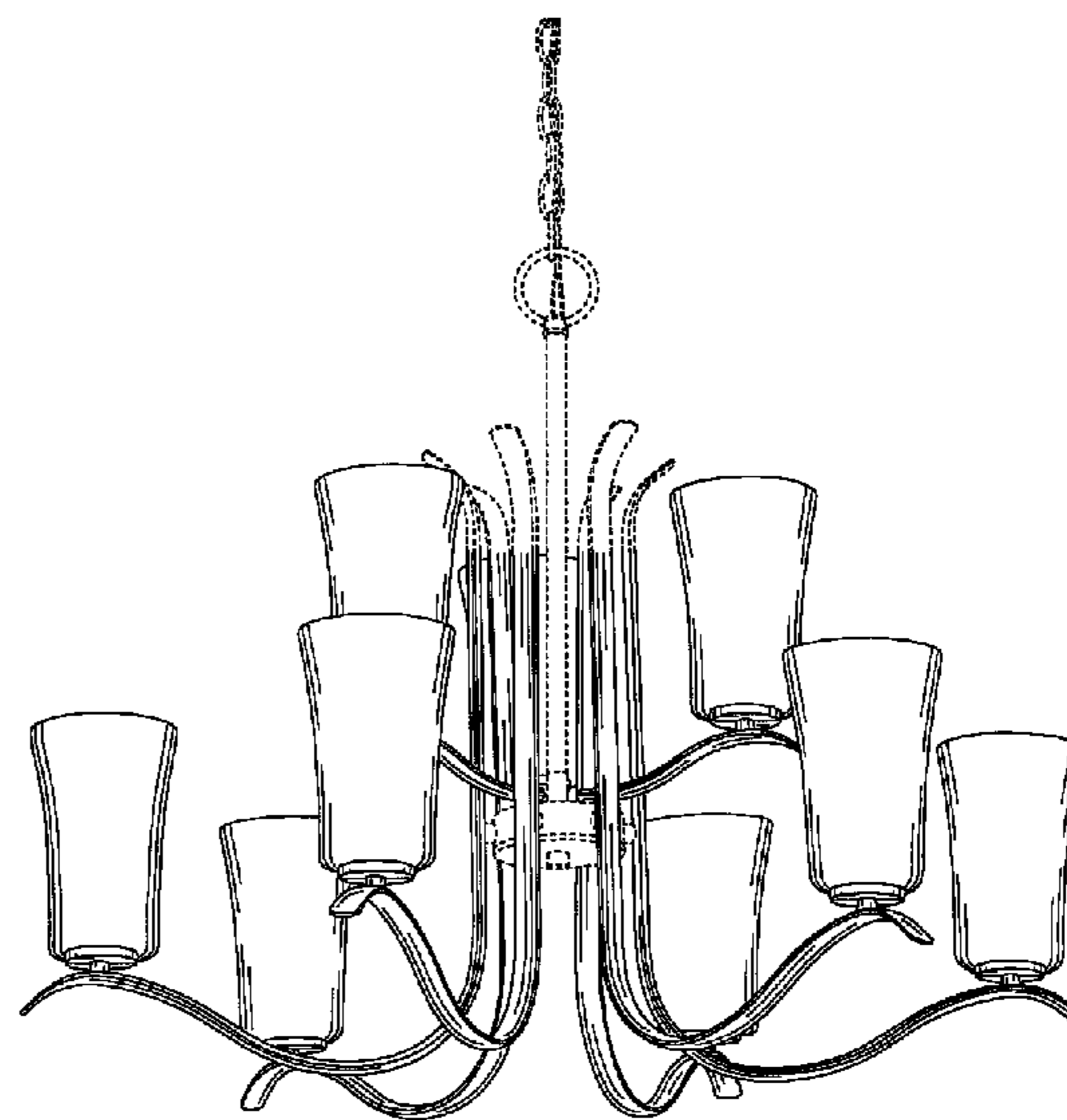

FIG. 1 is a perspective view of a lighting fixture. Excluding the chain loops, this fixture has three-way, one hundred twenty degree overall rotational symmetry. The shades each have a circular horizontal cross-section.

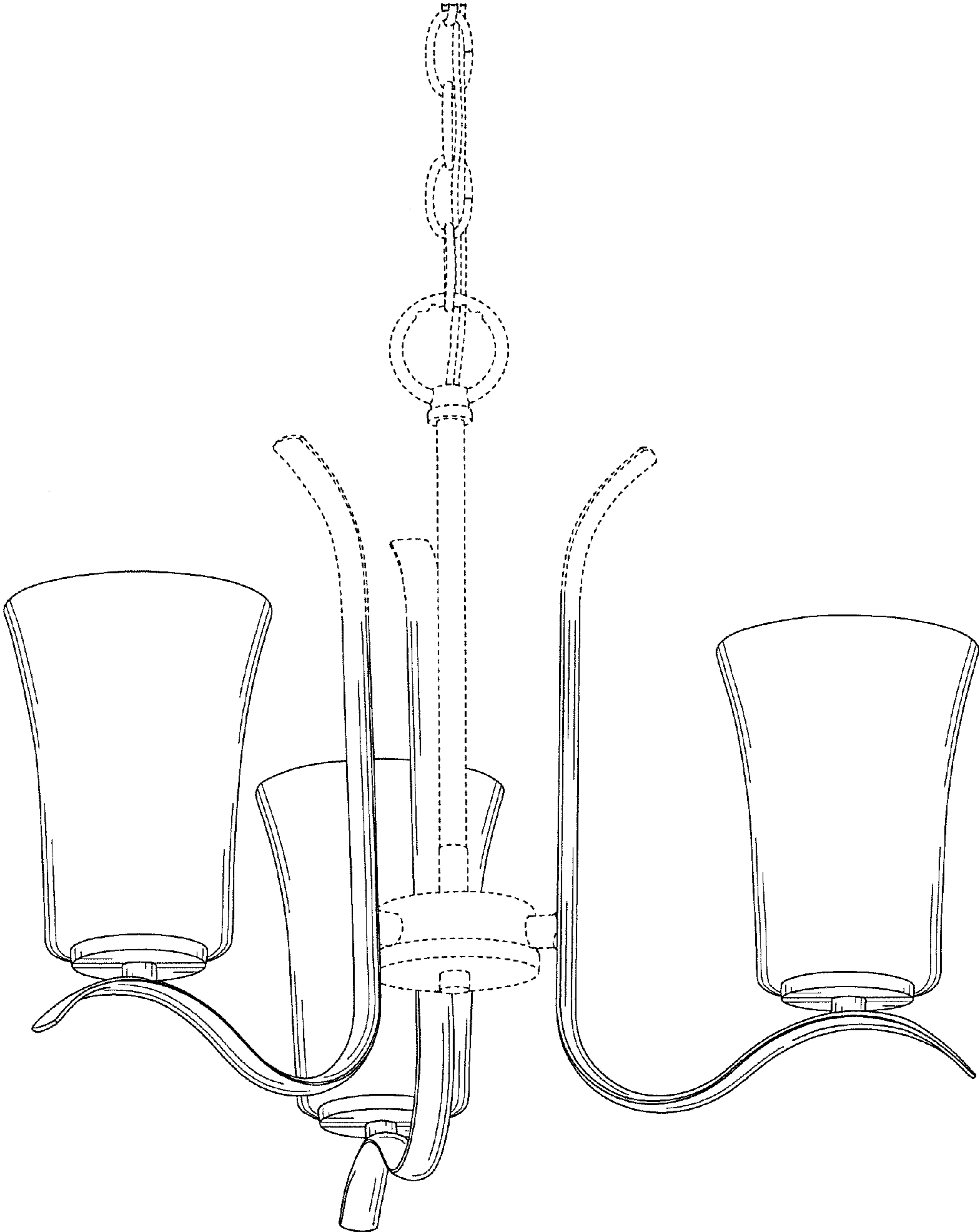
FIG. 2 is a perspective view of a lighting fixture. Excluding the chain loops, this fixture has five-way, seventy-two degree overall rotational symmetry. The shades each have a circular horizontal cross-section; and,

FIG. 3 is a perspective view of a lighting fixture. Excluding the chain loops, this fixture has three-way, one hundred twenty degree overall rotational symmetry. The lower arms have six-way, sixty degree overall rotational symmetry. The shade each have a circular horizontal cross-section.

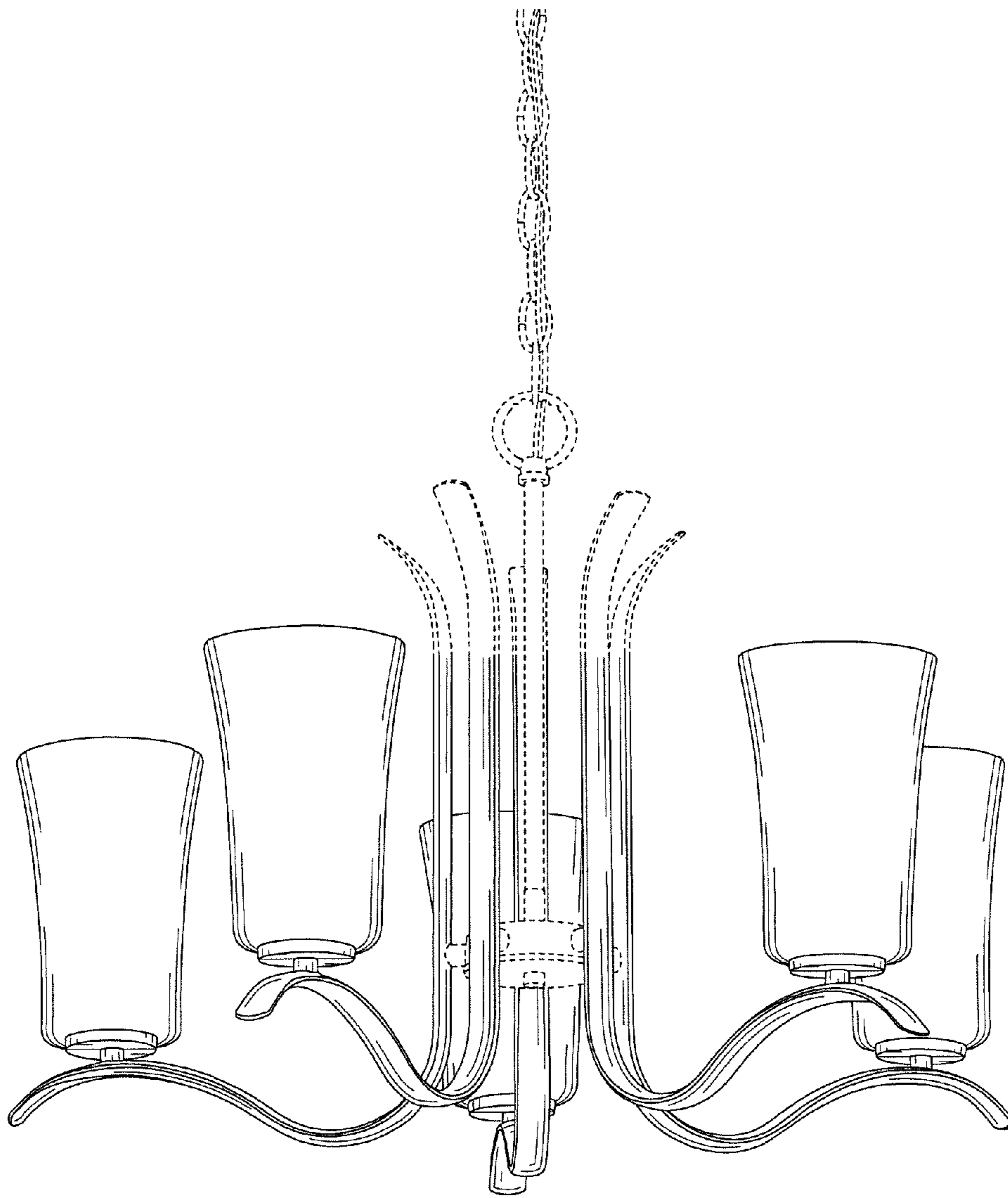
The broken lines shown in the drawings are for illustrative purposes only and form no part of the claimed design.

**1 Claim, 3 Drawing Sheets**





**FIG. 1**



**FIG. 2**

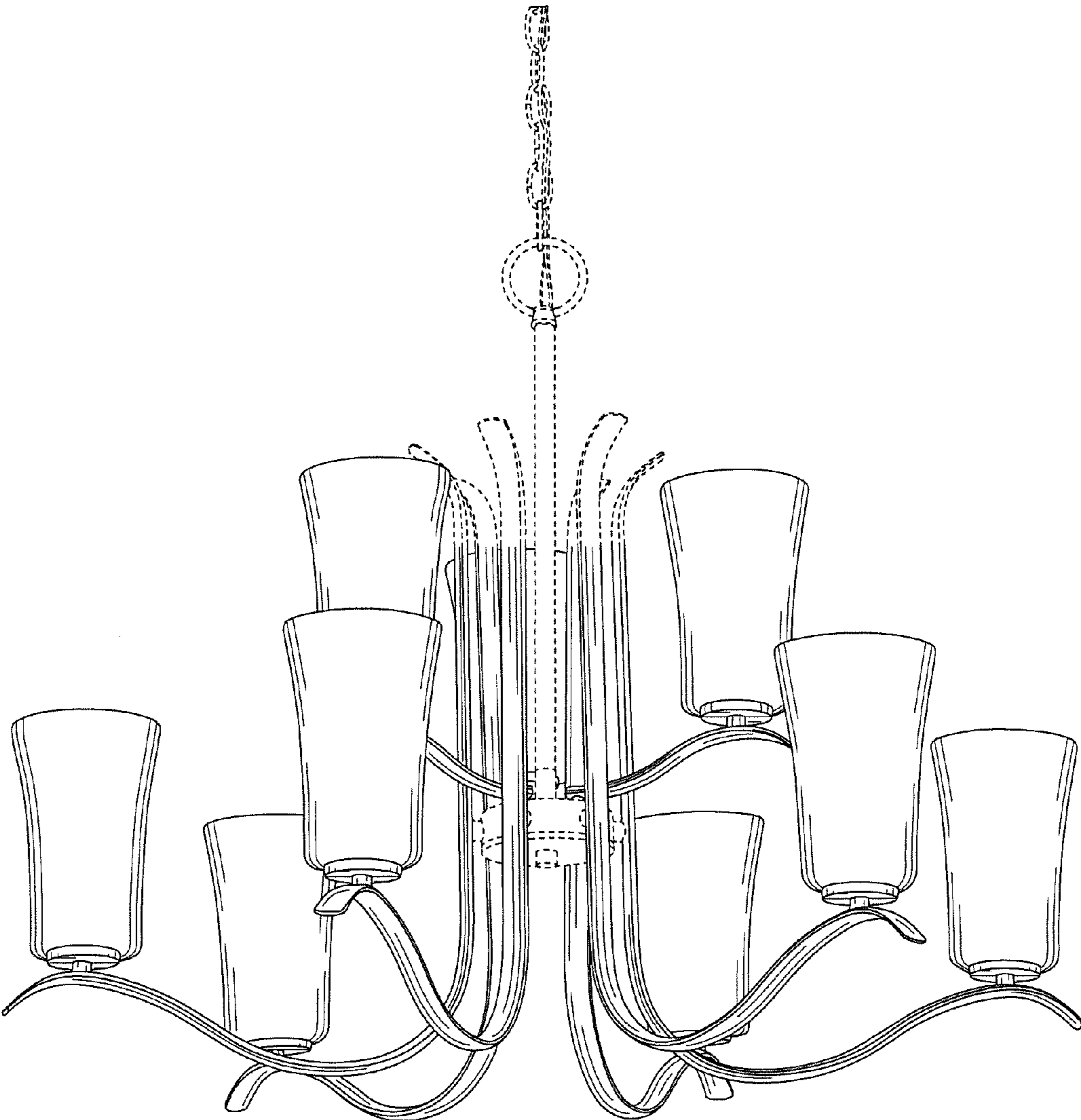


FIG. 3