

US00D694921S

(12) **United States Design Patent**
Mackay

(10) **Patent No.:** **US D694,921 S**

(45) **Date of Patent:** **** Dec. 3, 2013**

(54) **VEHICLE TAIL LIGHT**

(56) **References Cited**

(71) Applicant: **GM Global Technology Operations LLC**, Detroit, MI (US)

U.S. PATENT DOCUMENTS

(72) Inventor: **Brendon C. Mackay**, Shelby Township, MI (US)

D549,363	S	*	8/2007	Pfeiffer	D26/28
D552,769	S	*	10/2007	Leclercq	D26/28
D553,269	S	*	10/2007	Pfeiffer et al.	D26/28
D570,015	S	*	5/2008	Hsu	D26/28
D574,524	S	*	8/2008	Tomatsu	D26/28
D605,793	S	*	12/2009	Weil	D26/28

(73) Assignee: **GM Global Technology Operations LLC**, Detroit, MI (US)

* cited by examiner

(**) Term: **14 Years**

Primary Examiner — Marcus Jackson
(74) *Attorney, Agent, or Firm* — Parks IP Law LLC

(21) Appl. No.: **29/450,987**

(57) **CLAIM**
The ornamental design for a vehicle tail light, as shown and described.

(22) Filed: **Mar. 27, 2013**

DESCRIPTION

(51) **LOC (9) Cl.** **26-06**

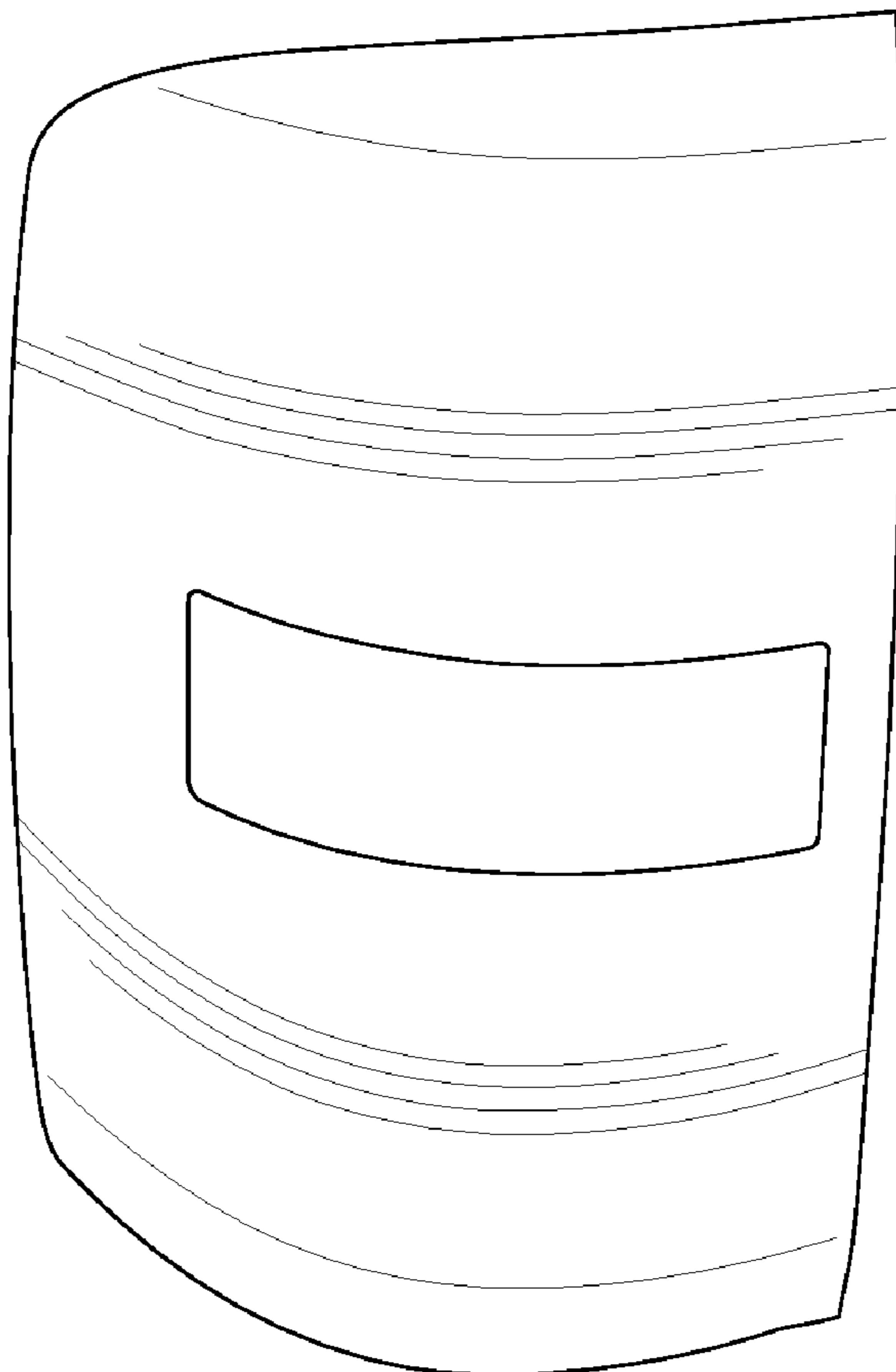
(52) **U.S. Cl.**
USPC **D26/28**

(58) **Field of Classification Search**
USPC D26/28-36; 362/459-468, 475-478,
362/485-487

FIG. 1 is perspective view of a vehicle tail lamp showing the new design;
FIG. 2 is a front view, thereof;
FIG. 3 is a side view, thereof; and,
FIG. 4 is a top plan view, thereof.
Items shown by dashed line are provided for illustrating context and do not form part of the claimed design.

See application file for complete search history.

1 Claim, 1 Drawing Sheet



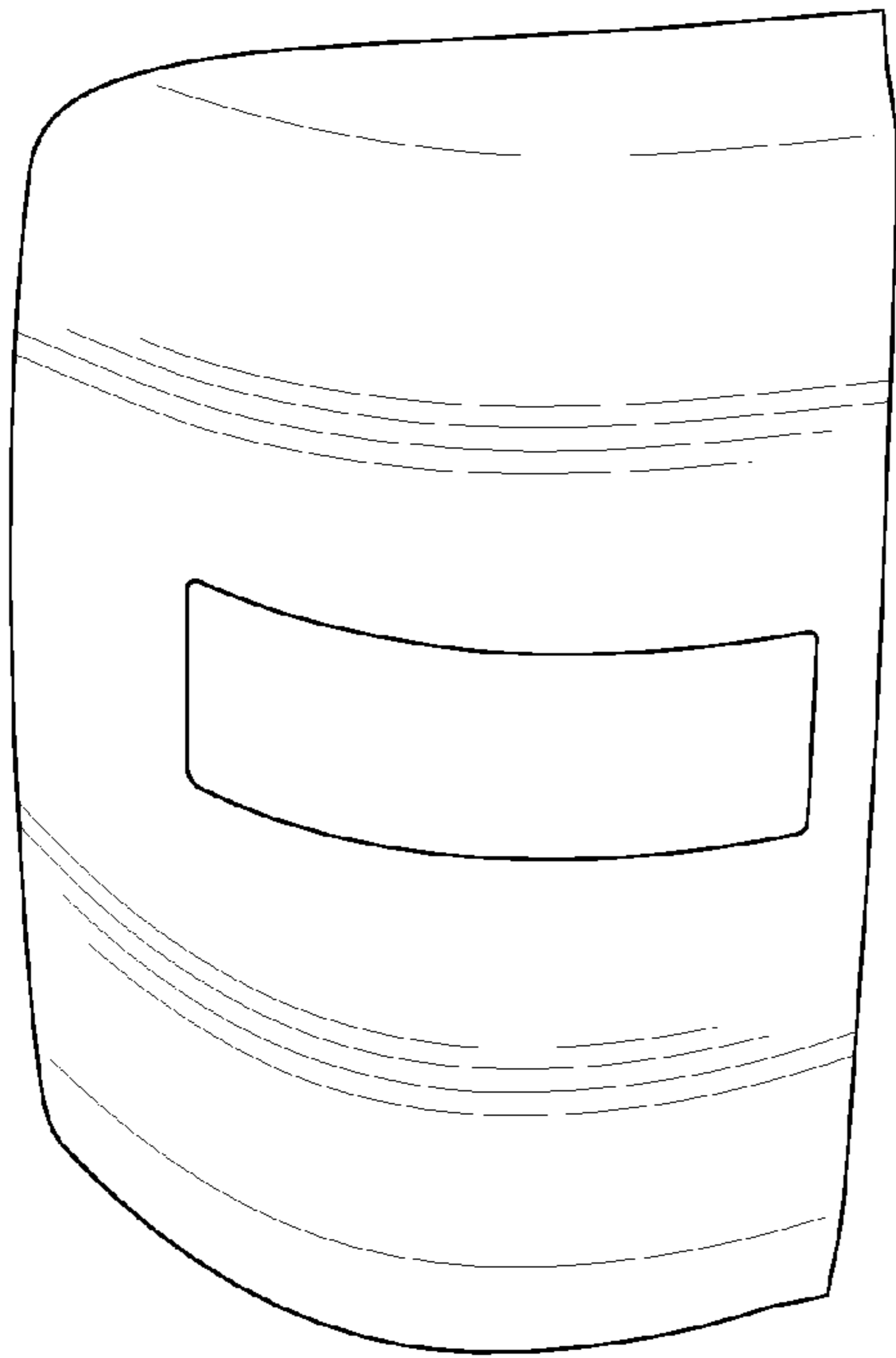


Fig-1




Fig-2




Fig-3

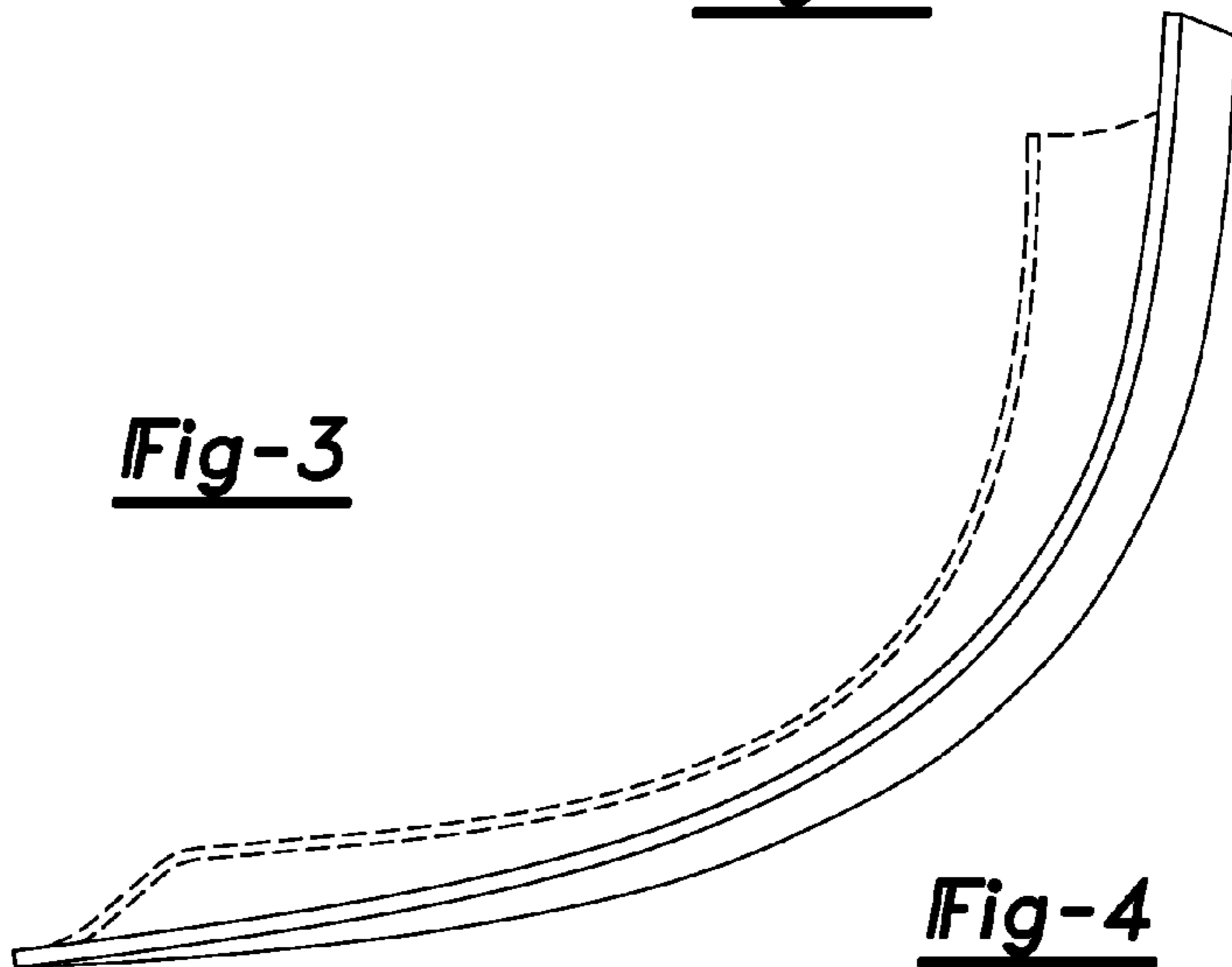


Fig-4