



US00D694912S

(12) **United States Design Patent**
Eckert et al.

(10) **Patent No.:** **US D694,912 S**
(45) **Date of Patent:** **** Dec. 3, 2013**

(54) **KITCHEN**

D397,561 S * 9/1998 DePottey et al. D6/455
D473,952 S * 4/2003 Smith et al. D25/58
D674,114 S * 1/2013 Van De Ven D25/58

(71) Applicant: **Bulthaup GmbH & Co. KG,**
Bodenkirchen (DE)

FOREIGN PATENT DOCUMENTS

(72) Inventors: **Marc Eckert, Landshut (DE); Klaus Dellbeck, Munich, DE (US)**

DE 1781142 U 1/1959
DE 3601583 A1 8/1986
DE 4231460 C2 3/1994
DE 29809122 U1 9/1998
DE 400002970001 2/2000
DE 202008000393 U1 4/2008
DE 102008047315 A1 5/2010
DE 402009005769-0005 7/2010
DE 202009001325 U1 11/2010
DE 402010004191-0019 9/2011
DE 402010004191-0024 9/2011
DE 202012003483 U1 5/2012
EP 00023577-0001 10/2003
EP 00107222-0015 3/2004
EP 000257811-0001 2/2005

(73) Assignee: **Bulthaup GmbH & Co. KG,**
Bodenkirchen (DE)

(**) Term: **14 Years**

(21) Appl. No.: **29/434,507**

(22) Filed: **Oct. 12, 2012**

(30) **Foreign Application Priority Data**

Apr. 13, 2012 (DE) 40 2012 001 809

(51) **LOC (9) Cl.** **25-03**

(52) **U.S. Cl.**
USPC **D25/35**

(58) **Field of Classification Search**
USPC D25/36, 58, 59, 555; 52/33, 36, 38, 234
See application file for complete search history.

(56) **References Cited**

U.S. PATENT DOCUMENTS

3,195,701 A * 7/1965 Brazelton 52/461
D208,256 S * 8/1967 Rich D6/421
D224,932 S * 10/1972 Schuler et al. D23/272
3,708,709 A 1/1973 Morrison et al.
4,288,948 A * 9/1981 Harris 52/28
4,360,991 A * 11/1982 West 52/29
D290,658 S * 6/1987 Bianchin Scarpa et al. ... D25/58
4,832,208 A 5/1989 Finnegan
D340,533 S * 10/1993 Beaulieu et al. D25/58
D395,521 S * 6/1998 De Leu D25/58

(Continued)

Primary Examiner — Eric Goodman

(74) *Attorney, Agent, or Firm* — Alleman Hall McCoy Russell & Tuttle LLP

(57) **CLAIM**

The ornamental design for a kitchen, as shown and described.

DESCRIPTION

FIG. 1 is a front view of a design for a kitchen according to the present disclosure.

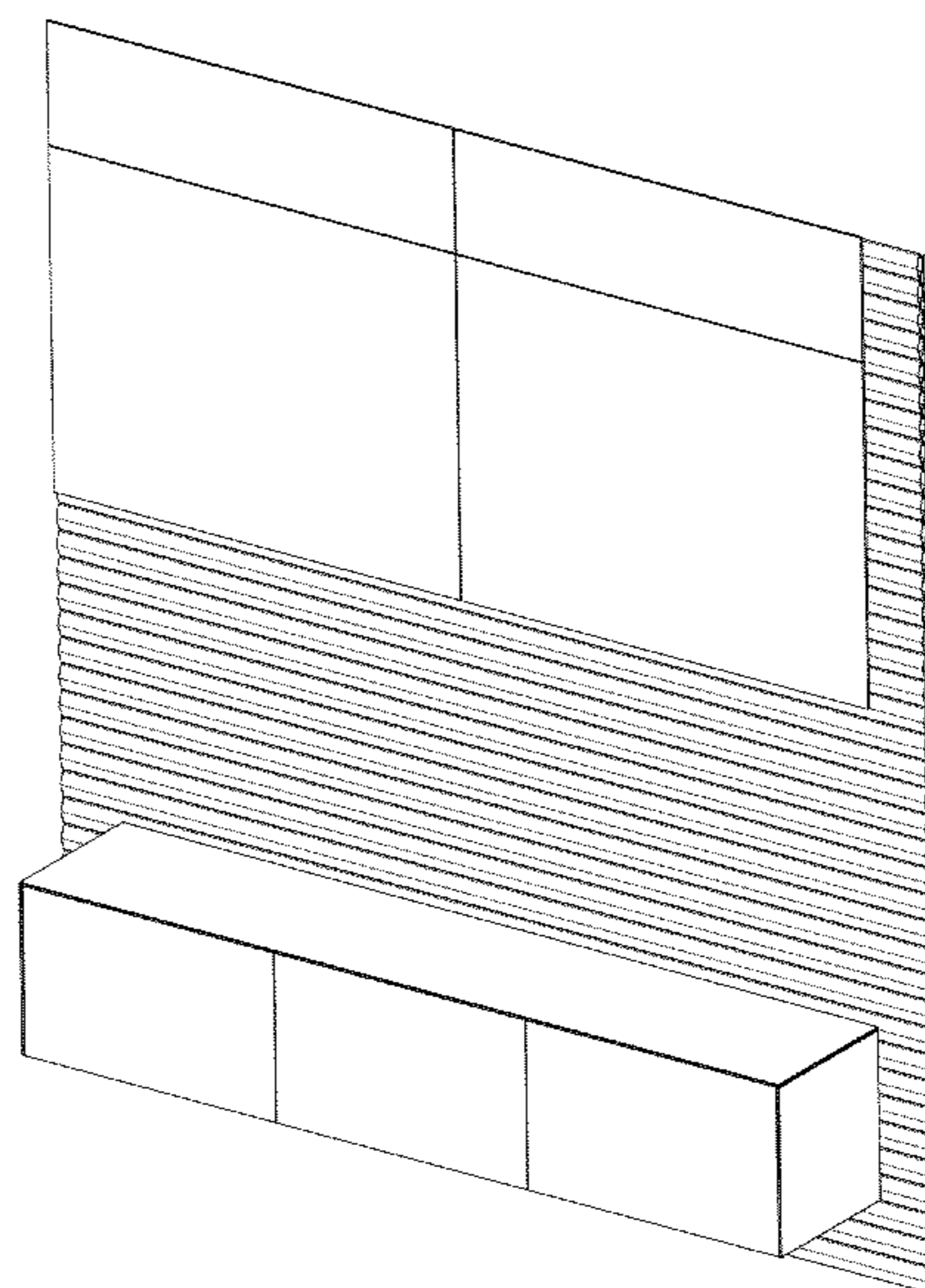
FIG. 2 is a top view of the kitchen of FIG. 1.

FIG. 3 is left side view of the kitchen of FIG. 1; and,

FIG. 4 is a front perspective view of the kitchen of FIG. 1.

The solid lines in FIGS. 1-4 illustrate a kitchen according to the present disclosure. The broken lines form no part of the claimed design. Rear, bottom, and right views are not shown as they do not show any additional claimed features.

1 Claim, 4 Drawing Sheets



(56)

References Cited

FOREIGN PATENT DOCUMENTS

EP	000257811-0031	2/2005
EP	000257811-0032	2/2005
EP	000263942-0001	3/2005
EP	000263942-0002	3/2005
EP	000301361-0001	3/2005
EP	1195117 B1	8/2005
EP	000558366-0002	8/2006
EP	00724018-0001	6/2007
EP	000789946-0001	10/2007

EP	000824990-0001	11/2007
EP	00845243	1/2008
EP	001206015-0005	5/2010
EP	001206015-0006	5/2010
EP	001206015-0007	5/2010
EP	001206015-0008	5/2010
EP	001206015-0009	5/2010
EP	001206015-0010	5/2010
EP	2243396 A2	10/2010
EP	2353459 A1	8/2011
WO	9005354 A1	5/1990
WO	DM/064837	11/2003

* cited by examiner

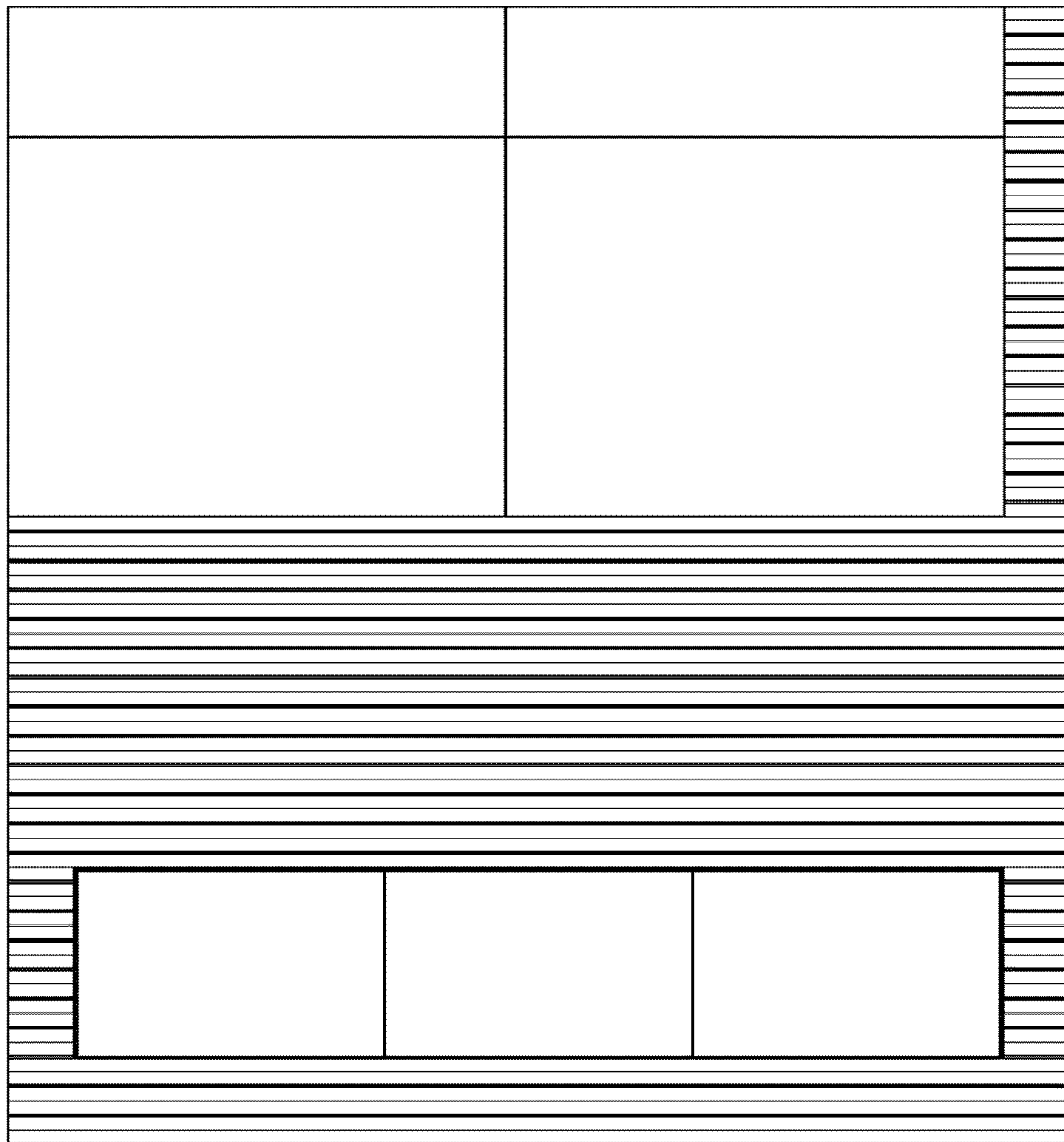


FIG. 1




FIG. 2

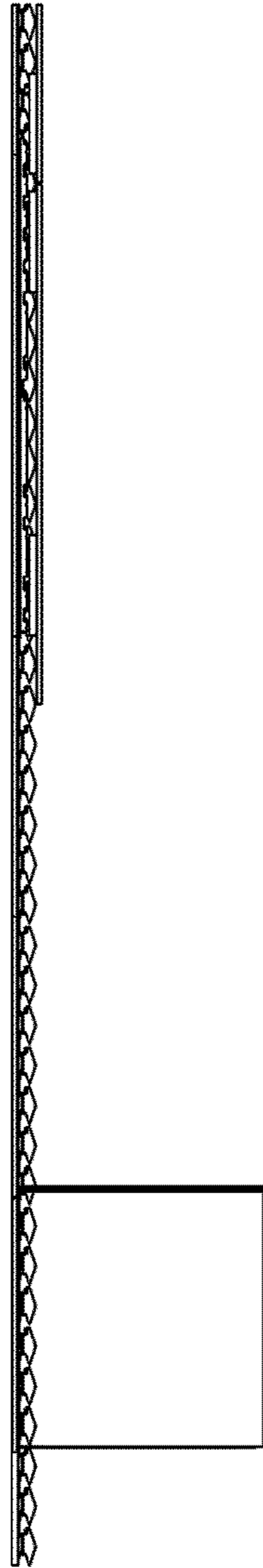


FIG. 3

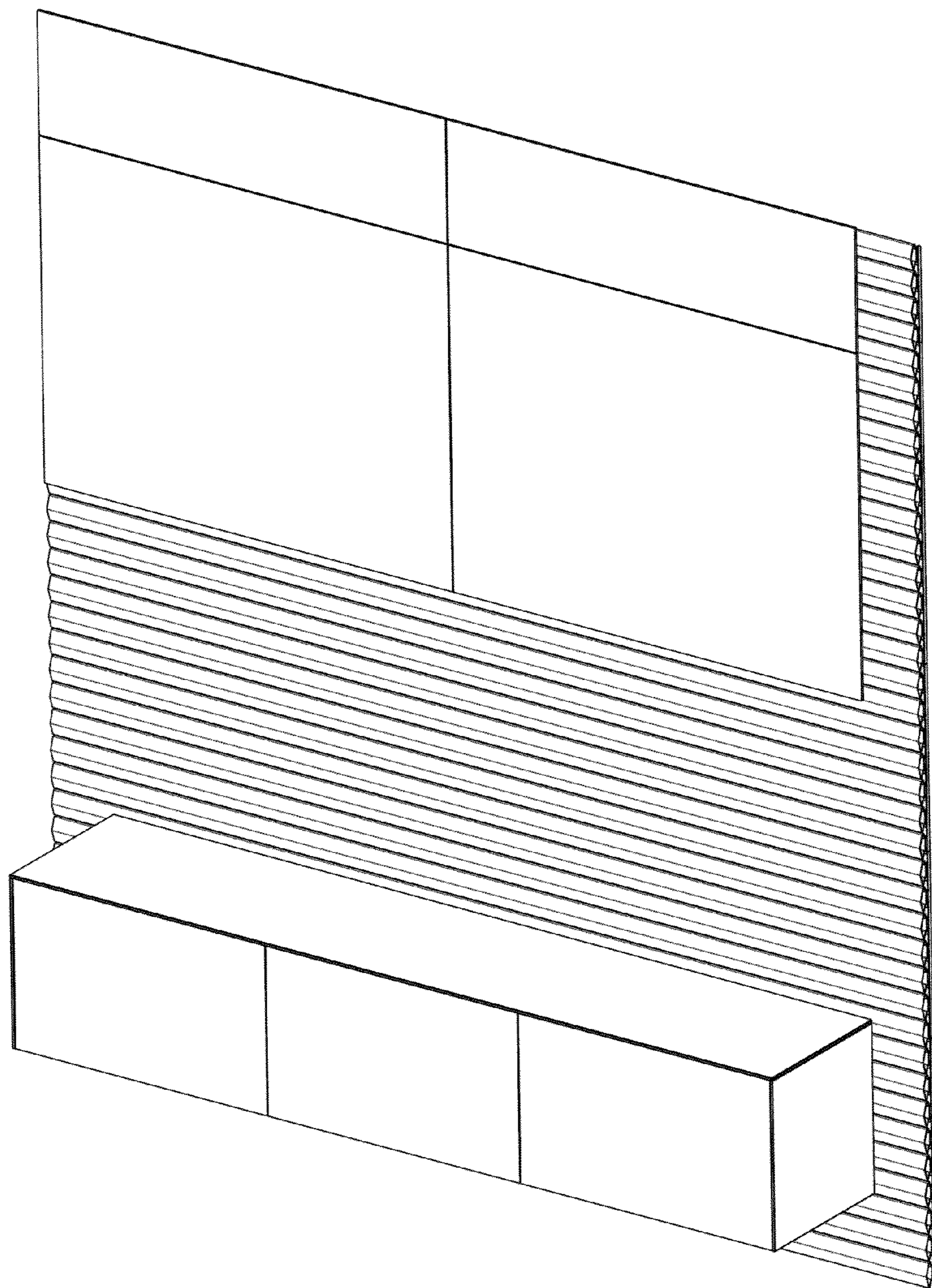


FIG. 4