



US00D694903S

(12) **United States Design Patent**
Laverack et al.

(10) **Patent No.:** **US D694,903 S**
(45) **Date of Patent:** **** Dec. 3, 2013**

(54) **TESTING APPARATUS**

(75) Inventors: **Paul Laverack**, Milton Keynes (GB);
Richard Luxton, Leighton Buzzard
(GB); **James Gani**, Bedfordshire (GB)

(73) Assignee: **SPD Swiss Precision Diagnostics**
GmbH, Geneva (CH)

(**) Term: **14 Years**

(21) Appl. No.: **29/389,605**

(22) Filed: **Apr. 14, 2011**

(30) **Foreign Application Priority Data**

Oct. 14, 2010 (EM) 001768425-0004

(51) **LOC (9) Cl.** **24-01**

(52) **U.S. Cl.**
USPC **D24/223**

(58) **Field of Classification Search**

USPC D24/216–217, 219, 222–226, 227, 231,
D24/232, 107, 169, 186; D10/81;
422/400–404, 408, 430, 68.1, 69, 500;
435/287.1, 287.3, 287.4, 288.1, 288.3,
435/288.7, 806

See application file for complete search history.

(56) **References Cited**

U.S. PATENT DOCUMENTS

D383,549 S *	9/1997	Arnett et al.	D24/223
D443,693 S *	6/2001	Shoji et al.	D24/186
D497,999 S *	11/2004	Long	D24/223
D499,812 S *	12/2004	Wu	D24/223
D523,964 S *	6/2006	Phelan et al.	D24/223
D531,735 S *	11/2006	Lee et al.	D24/223
D536,798 S *	2/2007	Lee et al.	D24/223
D537,531 S *	2/2007	Sigel et al.	D24/223

(Continued)

OTHER PUBLICATIONS

U.S. Appl. No. 29/389,609, filed Apr. 14, 2011, Laverack et al.

(Continued)

Primary Examiner — Anhdao Doan

(74) *Attorney, Agent, or Firm* — Goodwin Procter LLP

(57) **CLAIM**

The ornamental design for a testing apparatus, as shown and described.

DESCRIPTION

This application is related to (1) U.S. Design application Ser. No. 29/389,609, filed Apr. 14, 2011, which claims priority to European Community Design Application Nos. 001768425-0005 and 001768425-0006, filed Oct. 14, 2010 in the European (EU) Office for Harmonization in the Internal Market (OHIM); (2) U.S. Design application Ser. No. 29/389,613, filed Apr. 14, 2011, which claims priority to European Community Design Application Nos. 001768425-0003 and 001768425-0006, filed Oct. 14, 2010 in the European (EU) Office for Harmonization in the Internal Market (OHIM); (3) U.S. Design application Ser. No. 29/389,679, filed Apr. 14, 2011, which claims priority to European Community Design Application Nos. 001768425-0001, 001768425-0002, 001768425-0005 and 001768425-0006, filed Oct. 14, 2010 in the European (EU) Office for Harmonization in the Internal Market (OHIM); and (4) U.S. Design application Ser. No. 29/389,680, filed Apr. 14, 2011, which claims priority to European Community Design Application Nos. 001768425-0001 and 001768425-0006, filed Oct. 14, 2010 in the European (EU) Office for Harmonization in the Internal Market (OHIM), the entire disclosures of which are incorporated herein by reference.

FIG. 1 is a perspective view of a testing apparatus showing our new design;

FIG. 2 is a front elevational view thereof;

FIG. 3 is a left side elevational view thereof, the right side elevational view being a mirror image;

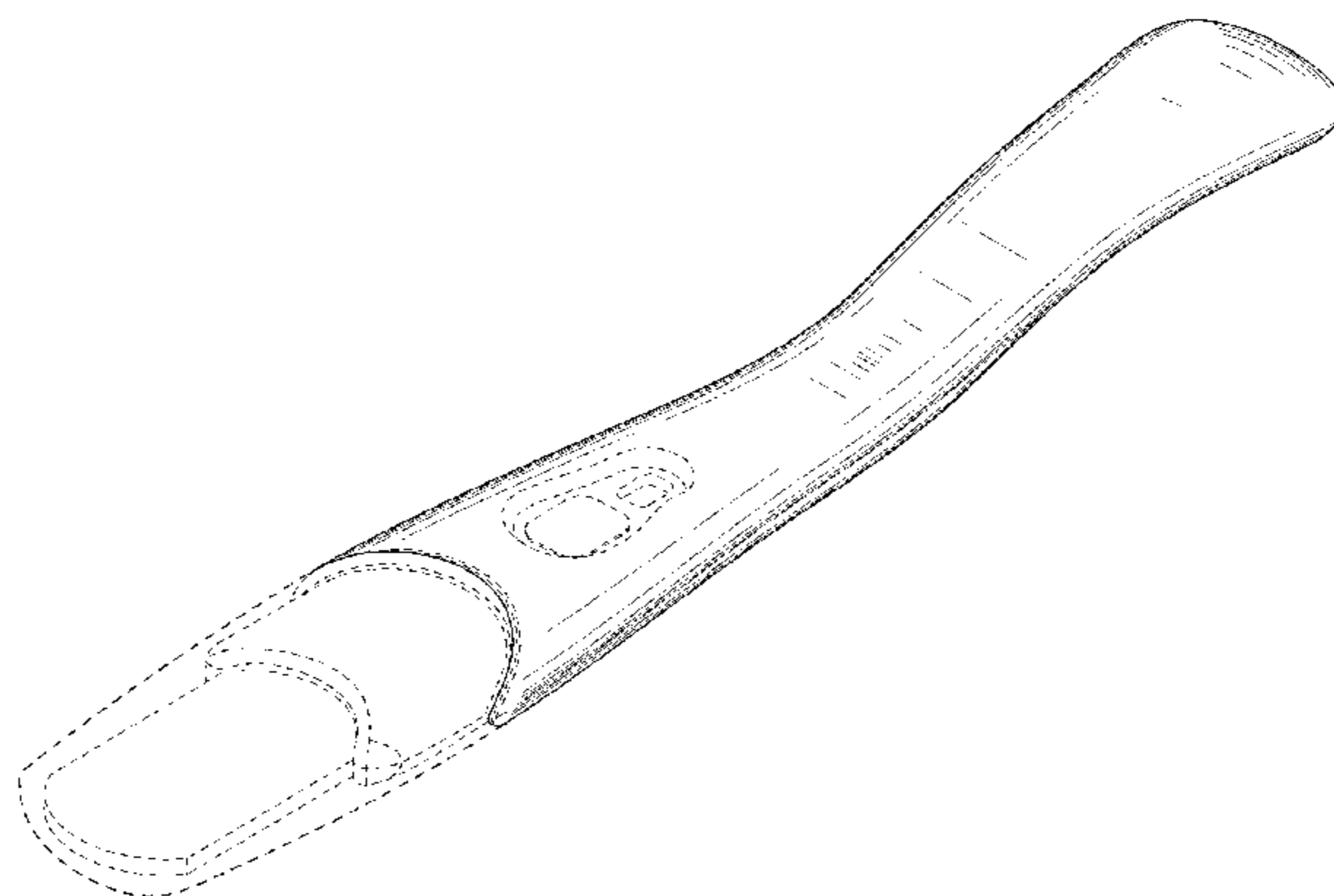
FIG. 4 is a rear elevational view thereof;

FIG. 5 is a top plan view thereof; and,

FIG. 6 is a bottom plan view thereof.

The broken lines in the drawing views are included for the purpose of illustrating portions of the testing apparatus that form no part of the claimed design.

1 Claim, 5 Drawing Sheets



(56)

References Cited

OTHER PUBLICATIONS

U.S. PATENT DOCUMENTS

D548,359 S *	8/2007	Illein et al.	D24/223
D574,966 S *	8/2008	Laverack	D24/225
D575,876 S *	8/2008	Laverack	D24/225
D575,877 S *	8/2008	Laverack	D24/225
D592,759 S *	5/2009	Laverack	D24/225

U.S. Appl. No. 29/389,613, filed Apr. 14, 2011, Laverack et al.

U.S. Appl. No. 29/389,679, filed Apr. 14, 2011, Laverack et al.

U.S. Appl. No. 29/389,680, filed Apr. 14, 2011, Laverack et al.

* cited by examiner

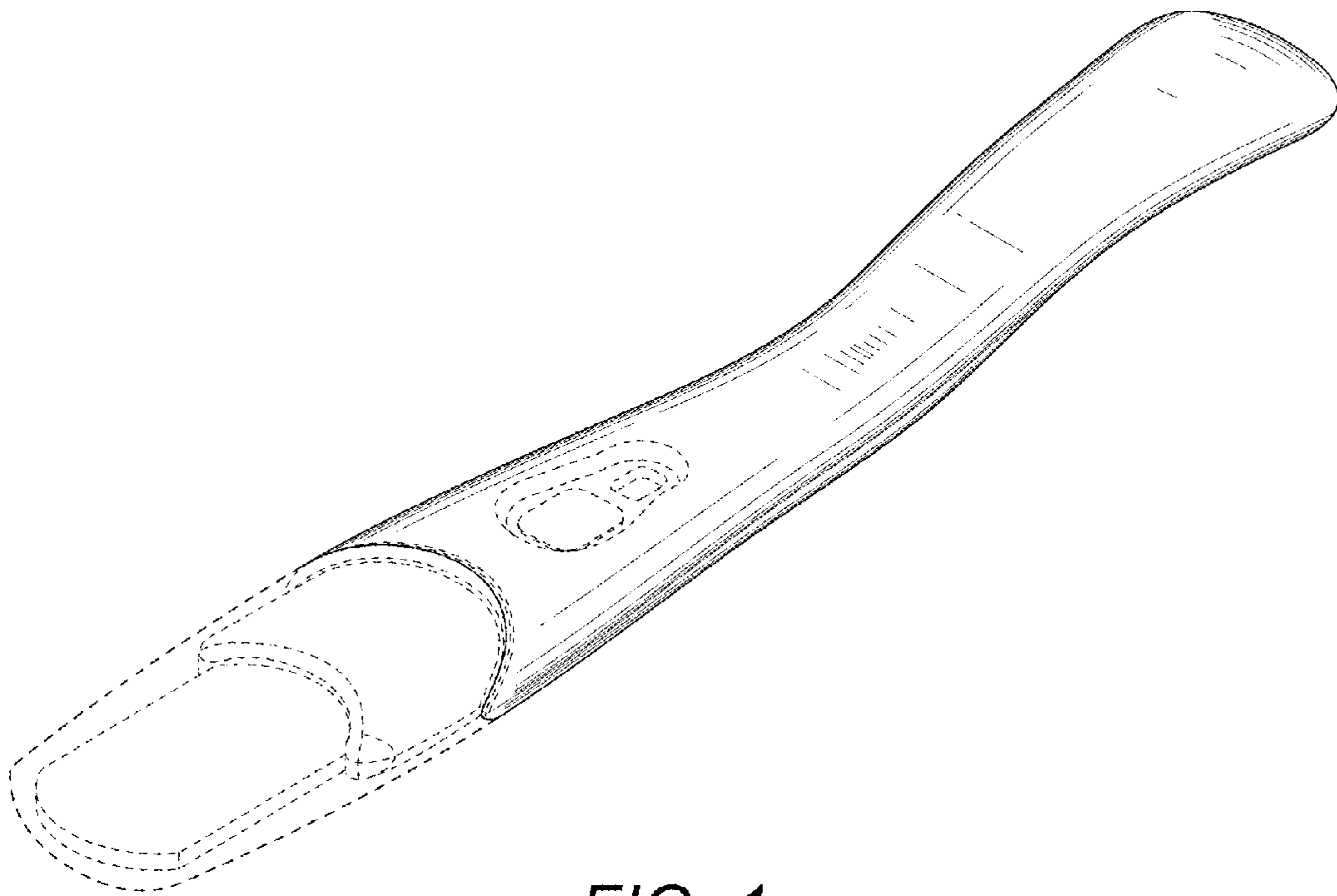


FIG. 1

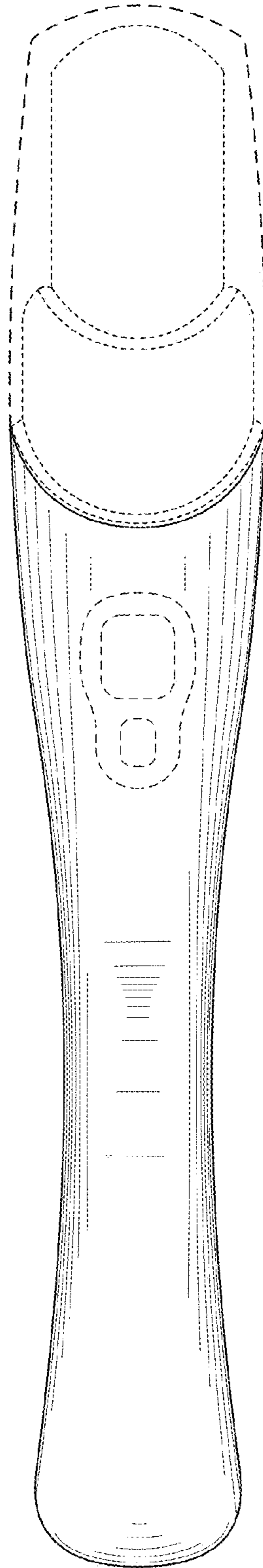


FIG. 2

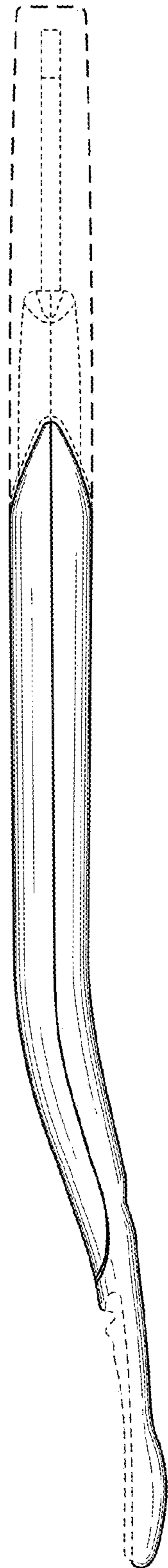


FIG. 3

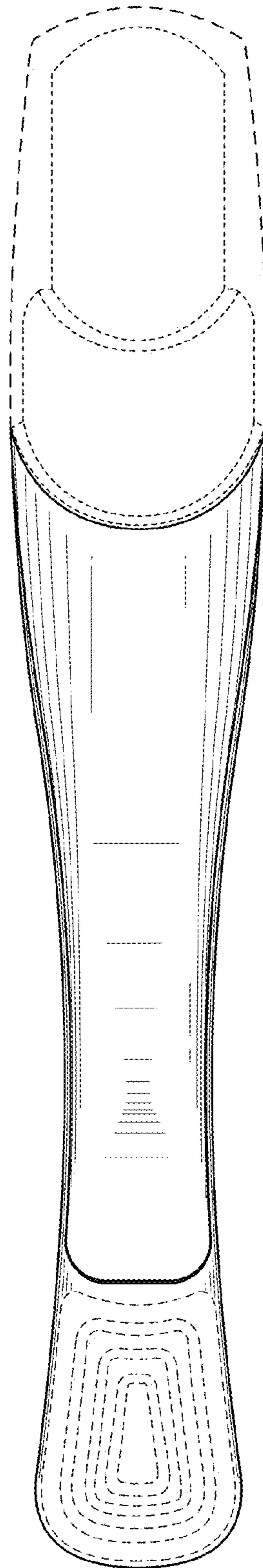


FIG. 4

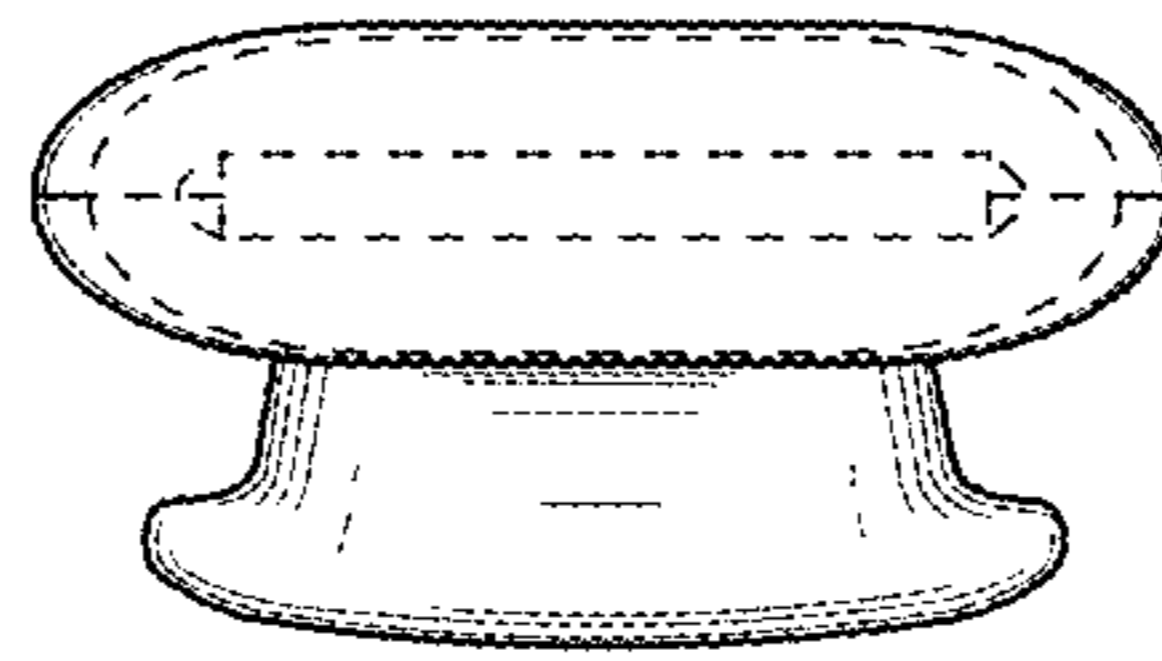


FIG. 5

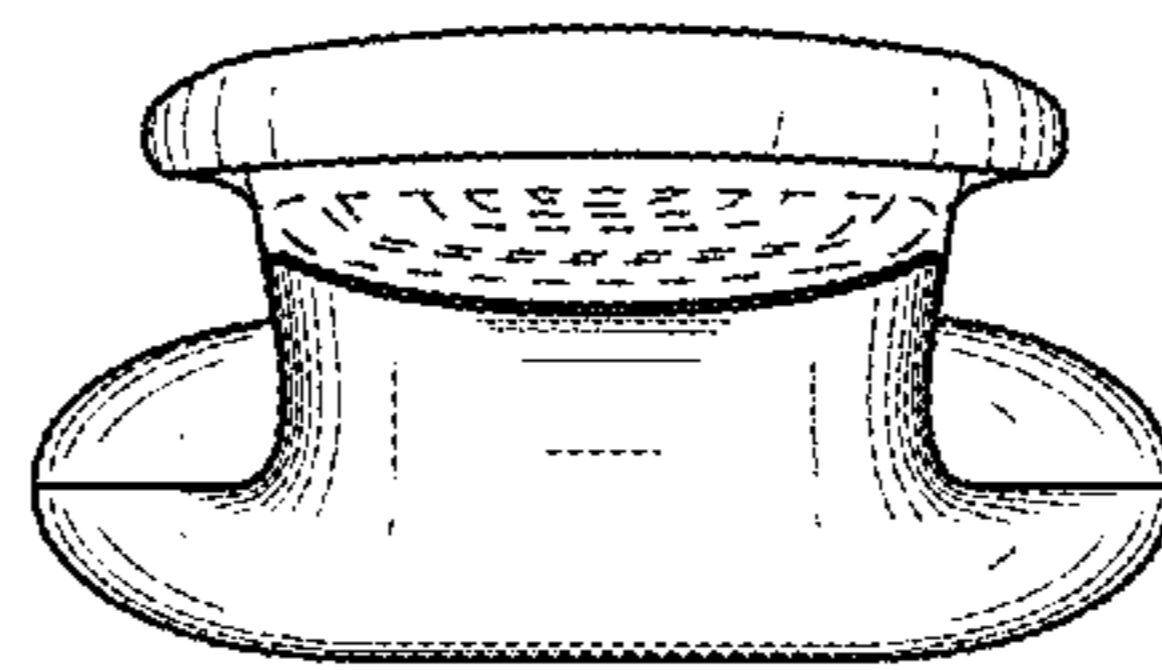


FIG. 6

UNITED STATES PATENT AND TRADEMARK OFFICE
CERTIFICATE OF CORRECTION

PATENT NO. : D694,903 S
APPLICATION NO. : 29/389605
DATED : December 3, 2013
INVENTOR(S) : Laverack et al.

Page 1 of 7

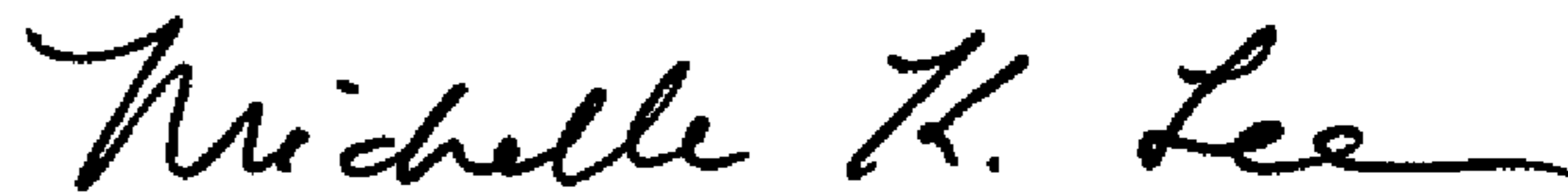
It is certified that error appears in the above-identified patent and that said Letters Patent is hereby corrected as shown below:

The Title Page, showing an illustrative figure, should be deleted and substitute therefor the attached Title Page.

In the Drawings:

Delete drawing sheets 1 to 5 and substitute therefor the drawing sheets, consisting of FIGS. 1 to 6, as shown on the attached pages.

Signed and Sealed this
Fifteenth Day of April, 2014



Michelle K. Lee
Deputy Director of the United States Patent and Trademark Office

(12) **United States Design Patent** (10) **Patent No.:** **US D694,903 S**
Laverack et al. (45) **Date of Patent:** **** Dec. 3, 2013**

(54) **TESTING APPARATUS**
 (75) **Inventors:** **Paul Laverack**, Milton Keynes (GB);
Richard Luxton, Leighton Buzzard (GB); **James Gani**, Bedfordshire (GB)
 (73) **Assignee:** **SPD Swiss Precision Diagnostics GmbH**, Geneva (CH)
 (**) **Term:** **14 Years**
 (21) **Appl. No.:** **29/389,605**
 (22) **Filed:** **Apr. 14, 2011**
 (30) **Foreign Application Priority Data**

Oct. 14, 2010 (EM) 001768425-0004
 (51) **LOC (9) CL** **24-01**
 (52) **U.S. CL**
 USPC **D24/223**
 (58) **Field of Classification Search**
 USPC D24/216-217, 219, 222-226, 227, 231,
 D24/232, 107, 169, 186; D10/81;
 422/400-404, 408, 430, 68.1, 69, 500;
 435/287.1, 287.3, 287.4, 288.1, 288.3,
 435/288.7, 806
 See application file for complete search history.

(56) **References Cited**
U.S. PATENT DOCUMENTS
 D383,549 S * 9/1997 Arnett et al. D24/223
 D443,693 S * 6/2001 Shoji et al. D24/186
 D497,999 S * 11/2004 Long D24/223
 D499,812 S * 12/2004 Wu D24/223
 D523,964 S * 6/2006 Phelan et al. D24/223
 D531,735 S * 11/2006 Lee et al. D24/223
 D536,798 S * 2/2007 Lee et al. D24/223
 D537,531 S * 2/2007 Sigel et al. D24/223

(Continued)
OTHER PUBLICATIONS
 U.S. Appl. No. 29/389,609, filed Apr. 14, 2011, Laverack et al.
 (Continued)


Primary Examiner — Anhdao Doan
 (74) *Attorney, Agent, or Firm* — Goodwin Procter LLP

(57) **CLAIM**
 The ornamental design for a testing apparatus, as shown and described.

DESCRIPTION
 This application is related to (1) U.S. Design application Ser. No. 29/389,609, filed Apr. 14, 2011, which claims priority to European Community Design Application Nos. 001768425-0005 and 001768425-0006, filed Oct. 14, 2010 in the European (EU) Office for Harmonization in the Internal Market (OHIM); (2) U.S. Design application Ser. No. 29/389,613, filed Apr. 14, 2011, which claims priority to European Community Design Application Nos. 001768425-0003 and 001768425-0006, filed Oct. 14, 2010 in the European (EU) Office for Harmonization in the Internal Market (OHIM); (3) U.S. Design application Ser. No. 29/389,679, filed Apr. 14, 2011, which claims priority to European Community Design Application Nos. 001768425-0001, 001768425-0002, 001768425-0005 and 001768425-0006, filed Oct. 14, 2010 in the European (EU) Office for Harmonization in the Internal Market (OHIM); and (4) U.S. Design application Ser. No. 29/389,680, filed Apr. 14, 2011, which claims priority to European Community Design Application Nos. 001768425-0001 and 001768425-0006, filed Oct. 14, 2010 in the European (EU) Office for Harmonization in the Internal Market (OHIM), the entire disclosures of which are incorporated herein by reference.

FIG. 1 is a perspective view of a testing apparatus showing our new design;
 FIG. 2 is a front elevational view thereof;
 FIG. 3 is a left side elevational view thereof, the right side elevational view being a mirror image;
 FIG. 4 is a rear elevational view thereof;
 FIG. 5 is a top plan view thereof; and,
 FIG. 6 is a bottom plan view thereof.
 The broken lines in the drawing views are included for the purpose of illustrating portions of the testing apparatus that form no part of the claimed design.

1 Claim, 5 Drawing Sheets






FIG. 1

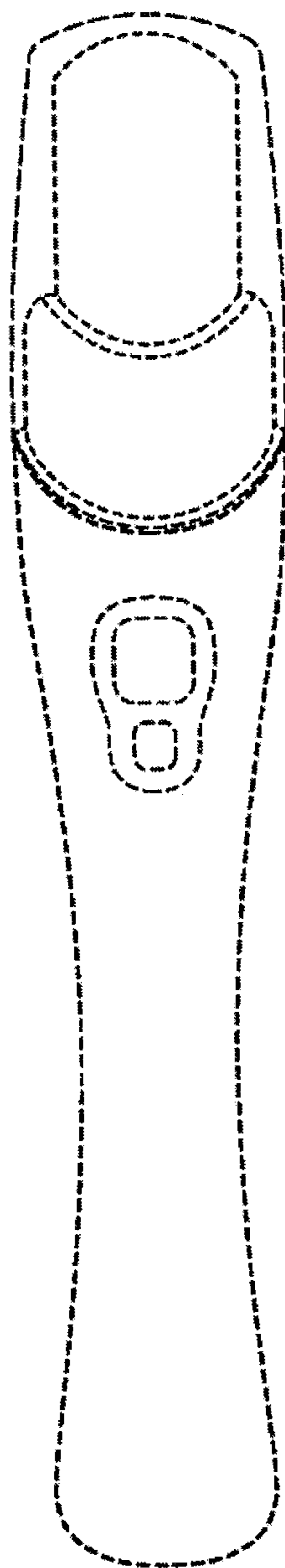


FIG. 2




FIG. 3

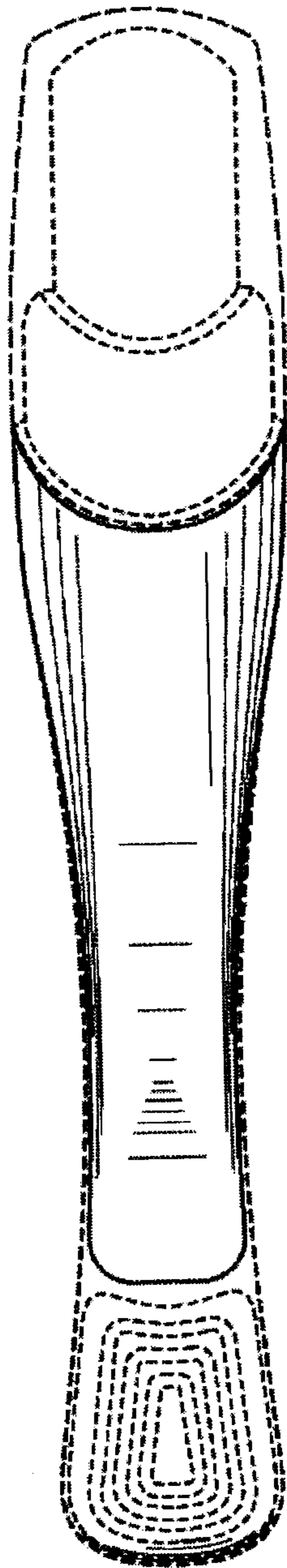


FIG. 4




FIG. 5

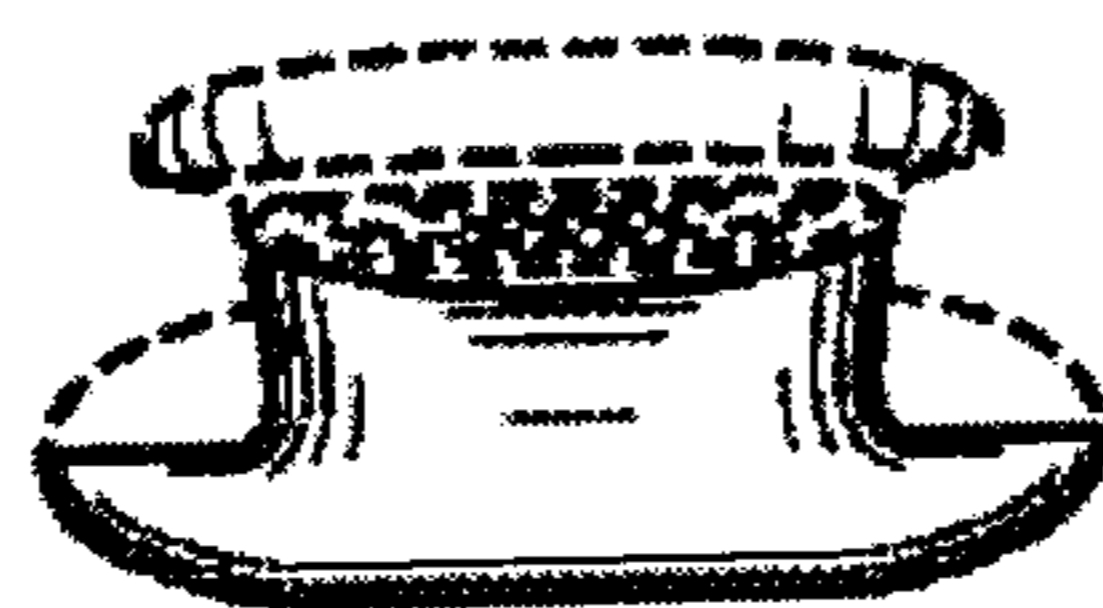


FIG. 6