



US00D694896S

(12) **United States Design Patent**
Tai

(10) **Patent No.:** **US D694,896 S**
(45) **Date of Patent:** **** Dec. 3, 2013**

(54) **SLEEVE FOR PERSONAL MASSAGER**
(71) Applicant: **GS Design HK, Limited**, Admiralty (HK)
(72) Inventor: **Kenny Chih-Yao Tai**, Admiralty (HK)
(73) Assignee: **GS Design HK, Limited**, Admiralty (HK)
(**) Term: **14 Years**

D515,704 S *	2/2006	Nan	D24/215
D555,797 S *	11/2007	Nan	D24/215
D558,887 S *	1/2008	Nan	D24/215
D565,191 S *	3/2008	Nan	D24/215
D579,573 S *	10/2008	Nan	D24/215
D582,562 S *	12/2008	Nan	D24/215
D660,450 S *	5/2012	Johnson	D24/215
D674,906 S *	1/2013	Matsuura	D24/215
D674,907 S *	1/2013	Matsuura	D24/215
D674,908 S *	1/2013	Matsuura	D24/215
D674,909 S *	1/2013	Matsuura	D24/215
D675,331 S *	1/2013	Matsuura	D24/215

* cited by examiner

(21) Appl. No.: **29/441,868**
(22) Filed: **Jan. 10, 2013**
(51) **LOC (9) Cl.** **28-03**
(52) **U.S. Cl.**
USPC **D24/215**
(58) **Field of Classification Search**
USPC D24/200, 211, 212, 213, 214, 215;
601/114, 120, 121, 124, 125, 130, 131,
601/134, 135, 136, 137
See application file for complete search history.

Primary Examiner — Sandra Snapp

(74) *Attorney, Agent, or Firm* — Davis Wright Tremaine LLP; Heather M. Colburn

(57) **CLAIM**

The ornamental design for a sleeve for a personal massager, as shown and described.

DESCRIPTION

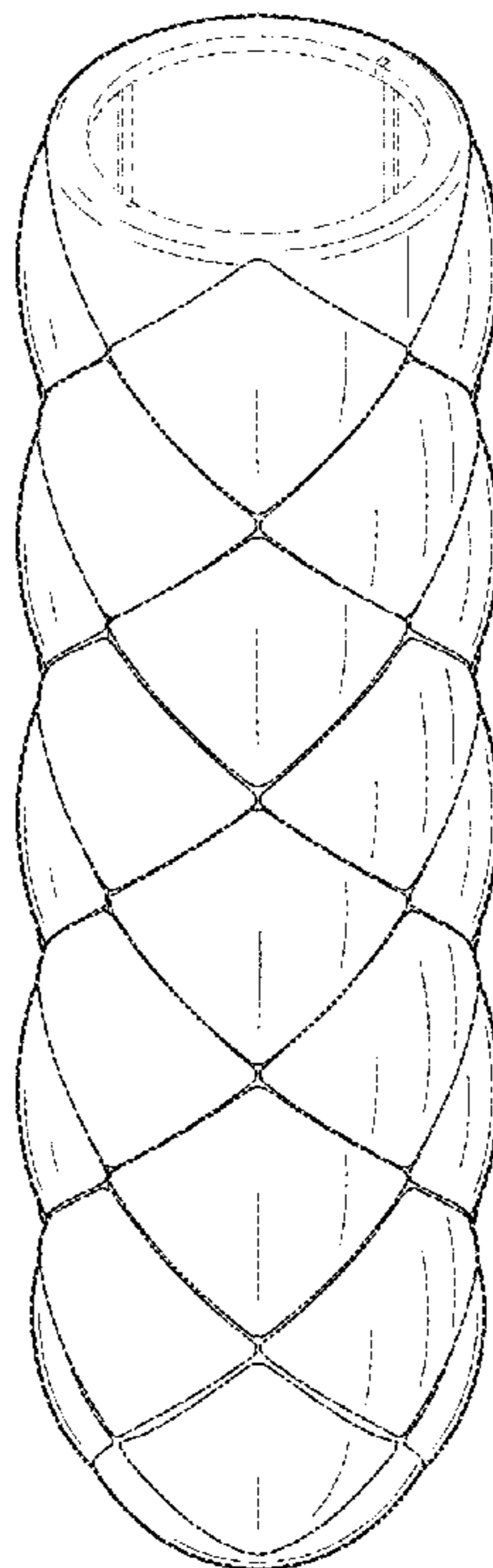
FIG. 1 is a right side perspective view of a sleeve for a personal massager showing my new design.
FIG. 2 is a front plan view thereof.
FIG. 3 is a right side plan view thereof.
FIG. 4 is a left side plan view thereof.
FIG. 5 is a rear plan view thereof.
FIG. 6 is a top plan view thereof; and,
FIG. 7 is a bottom plan view thereof.
The broken lines represent portions of the sleeve for a personal massager that form no part of the claim.

(56) **References Cited**

U.S. PATENT DOCUMENTS

3,548,814 A *	12/1970	Montgomery et al.	601/118
4,067,324 A *	1/1978	Greenawalt	601/120
4,167,940 A *	9/1979	Ruf	601/122
D361,132 S *	8/1995	Lee	D24/200
6,749,557 B2 *	6/2004	Garland	600/38
D515,219 S *	2/2006	Nan	D24/215
D515,703 S *	2/2006	Nan	D24/215

1 Claim, 6 Drawing Sheets



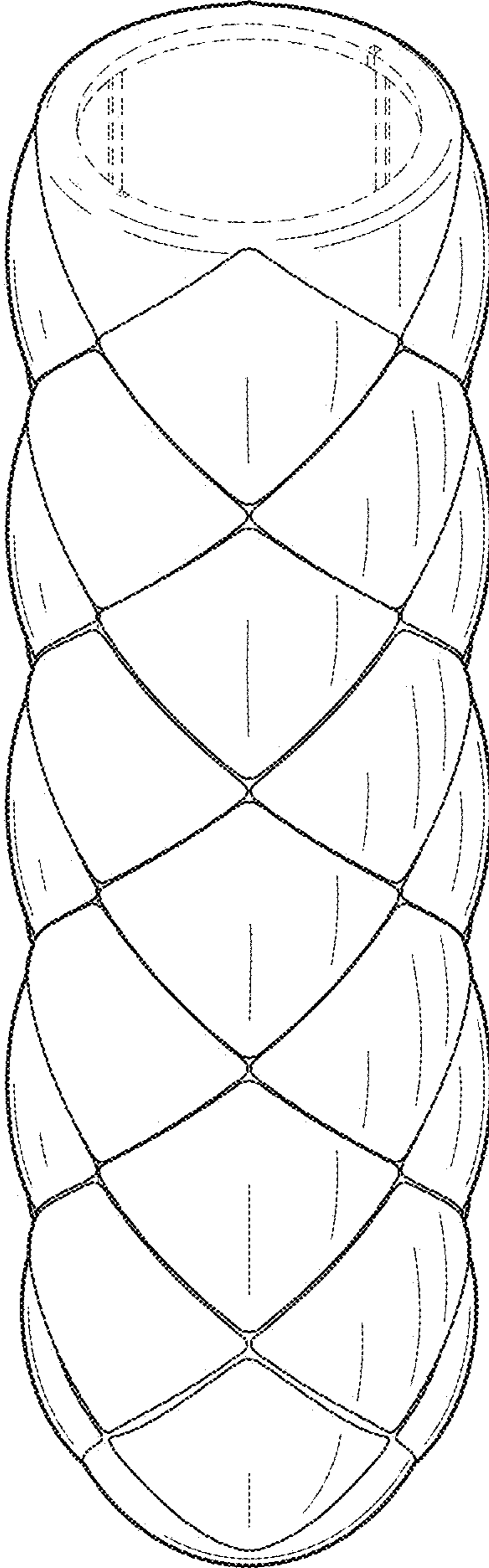


FIG.1

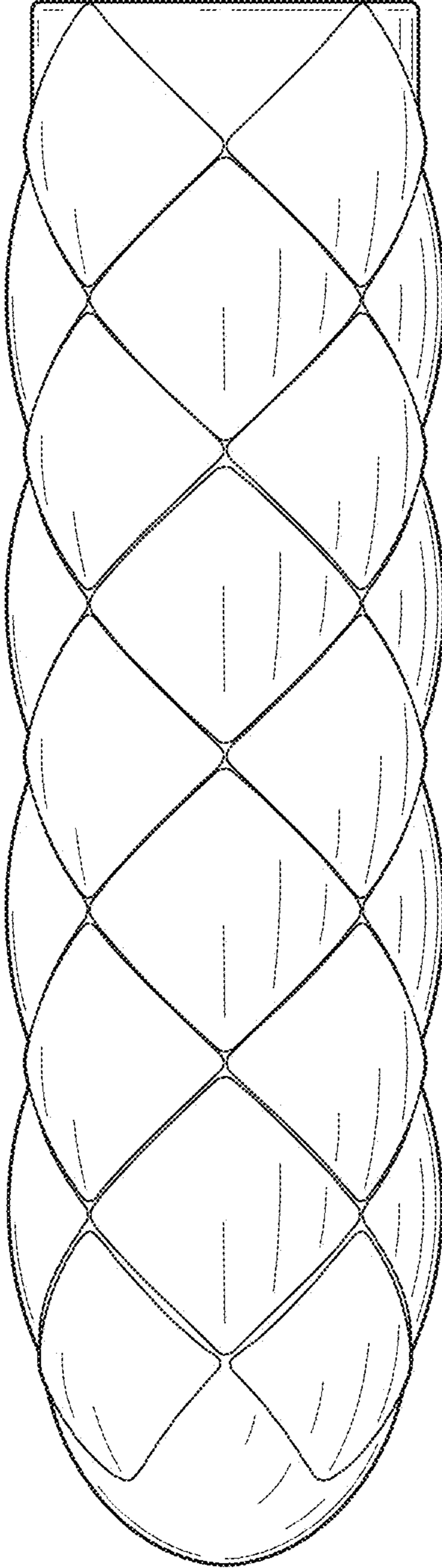


FIG.2

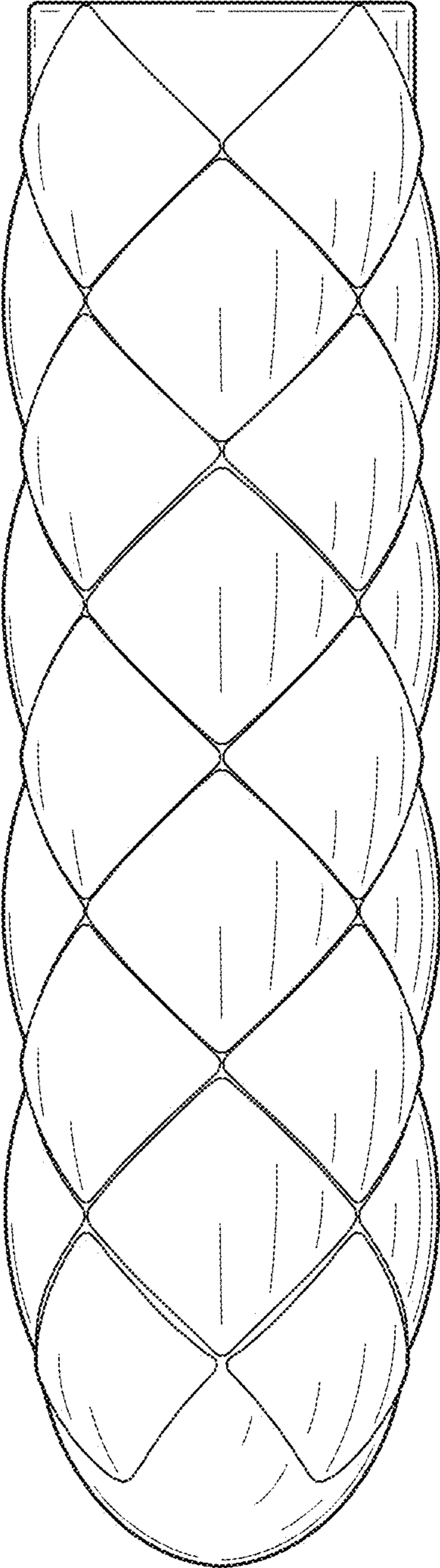


FIG. 3

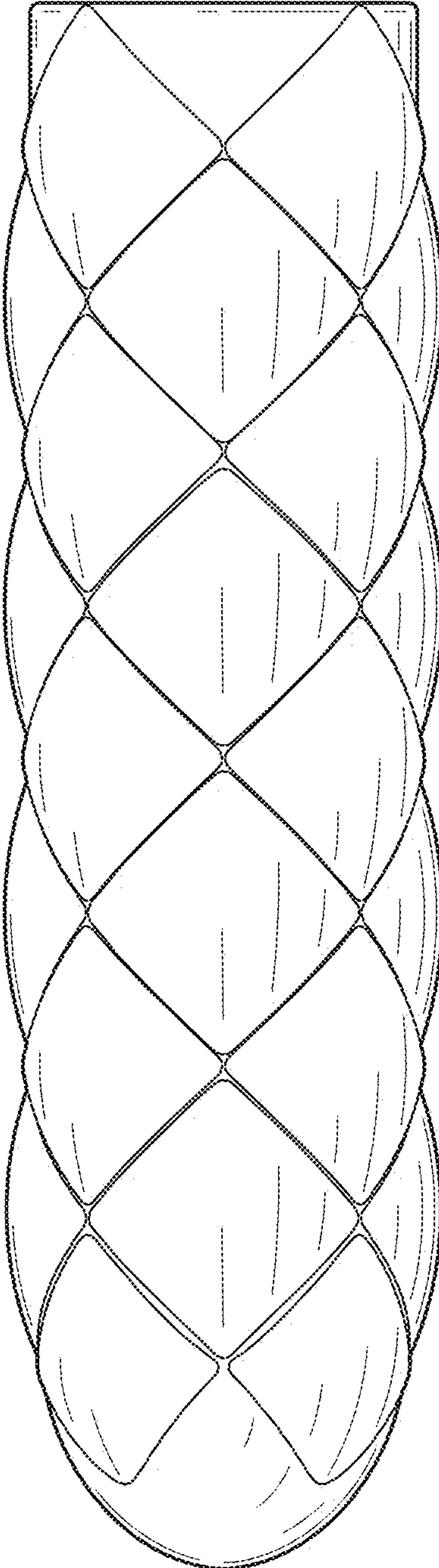


FIG. 4

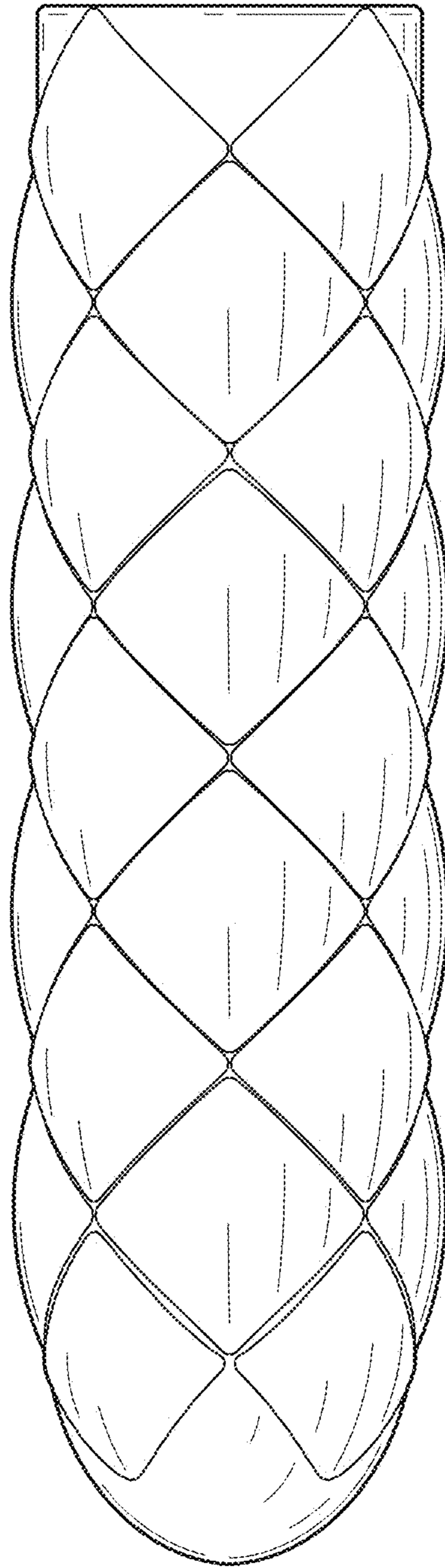


FIG. 5

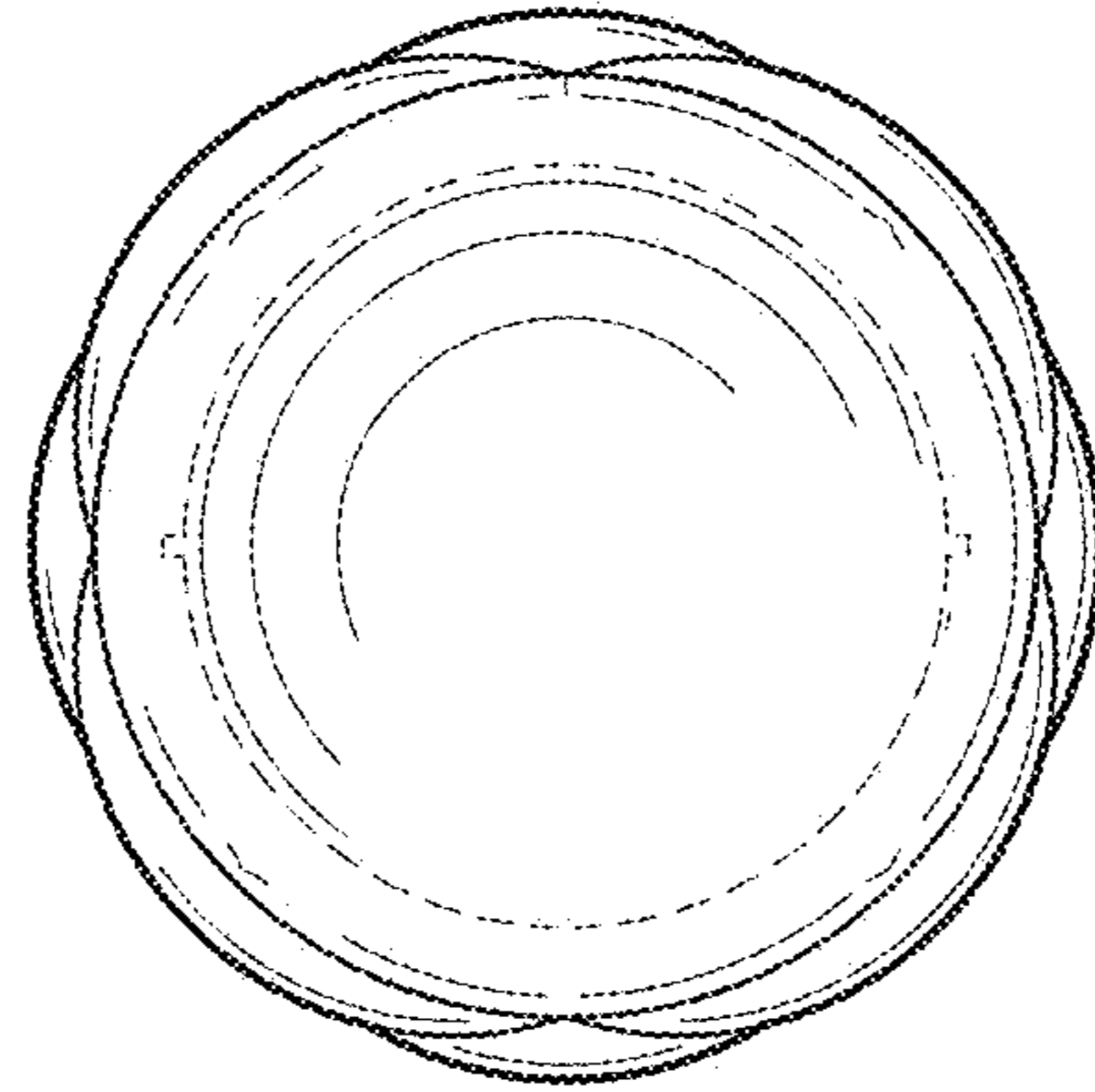


FIG. 6

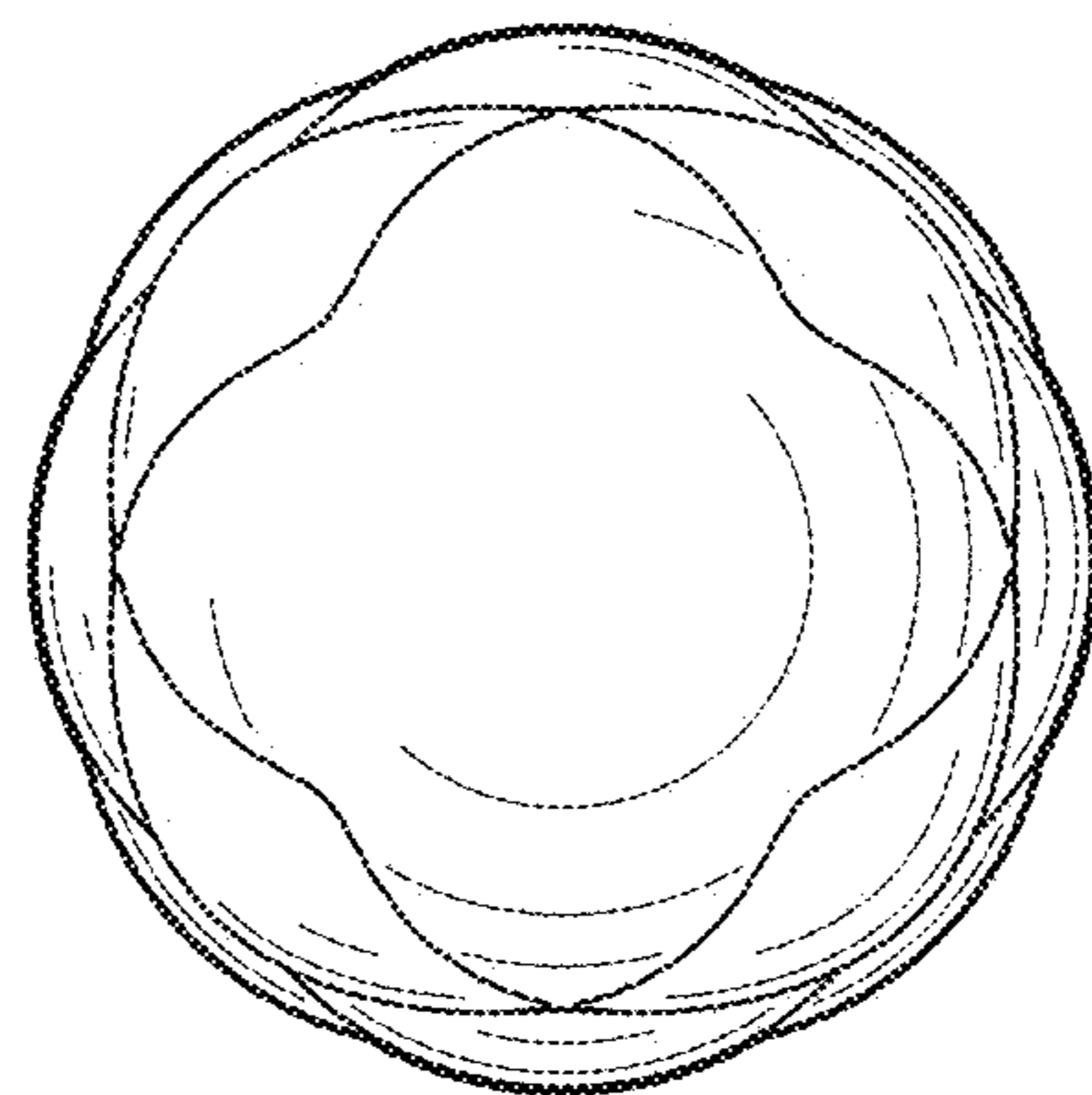


FIG. 7