



US00D694887S

(12) **United States Design Patent**  
**Jagger et al.**

(10) **Patent No.:** **US D694,887 S**  
(45) **Date of Patent:** **\*\* Dec. 3, 2013**

(54) **IMPLANT**

- (71) Applicant: **AMS Research Corporation**,  
Minnetonka, MN (US)
- (72) Inventors: **Karl A. Jagger**, Deephaven, MN (US);  
**Dean W. Hacker**, Maple Grove, MN  
(US); **Benjamin M. Wilke**, Circle Pines,  
MN (US); **Seth C. Kelto**, Mound, MN  
(US); **Jessica E. Felton**, Minneapolis,  
MN (US)
- (73) Assignee: **AMS Research Corporation**,  
Minnetonka, MN (US)
- (\*\*) Term: **14 Years**
- (21) Appl. No.: **29/450,454**
- (22) Filed: **Mar. 18, 2013**

**Related U.S. Application Data**

- (62) Division of application No. 29/422,901, filed on May  
24, 2012, now Pat. No. Des. 681,813.
- (51) **LOC (9) Cl.** ..... **24-02**
- (52) **U.S. Cl.**  
USPC ..... **D24/155**
- (58) **Field of Classification Search**  
USPC ..... D24/155, 156, 133, 152, 154, 135, 141,  
D24/144-146, 151; 606/151; 600/30, 34, 37  
See application file for complete search history.

(56) **References Cited**

**U.S. PATENT DOCUMENTS**

3,710,789	A *	1/1973	Ersek .....	606/60
D444,878	S *	7/2001	Walter .....	D24/155
D516,723	S *	3/2006	Shanley .....	D24/155
D523,558	S *	6/2006	Shanley .....	D24/155
D553,746	S *	10/2007	Fliedner .....	D24/155
7,637,936	B2 *	12/2009	Doran et al. ....	623/1.15
2007/0239257	A1 *	10/2007	Weber et al. ....	623/1.15
2010/0122698	A1 *	5/2010	Shaffer et al. ....	128/204.18
2010/0137974	A1 *	6/2010	Chouinard et al. ....	623/1.16

\* cited by examiner

*Primary Examiner* — Ian Simmons

*Assistant Examiner* — Charles Hanson

(74) *Attorney, Agent, or Firm* — Gregory L. Koeller

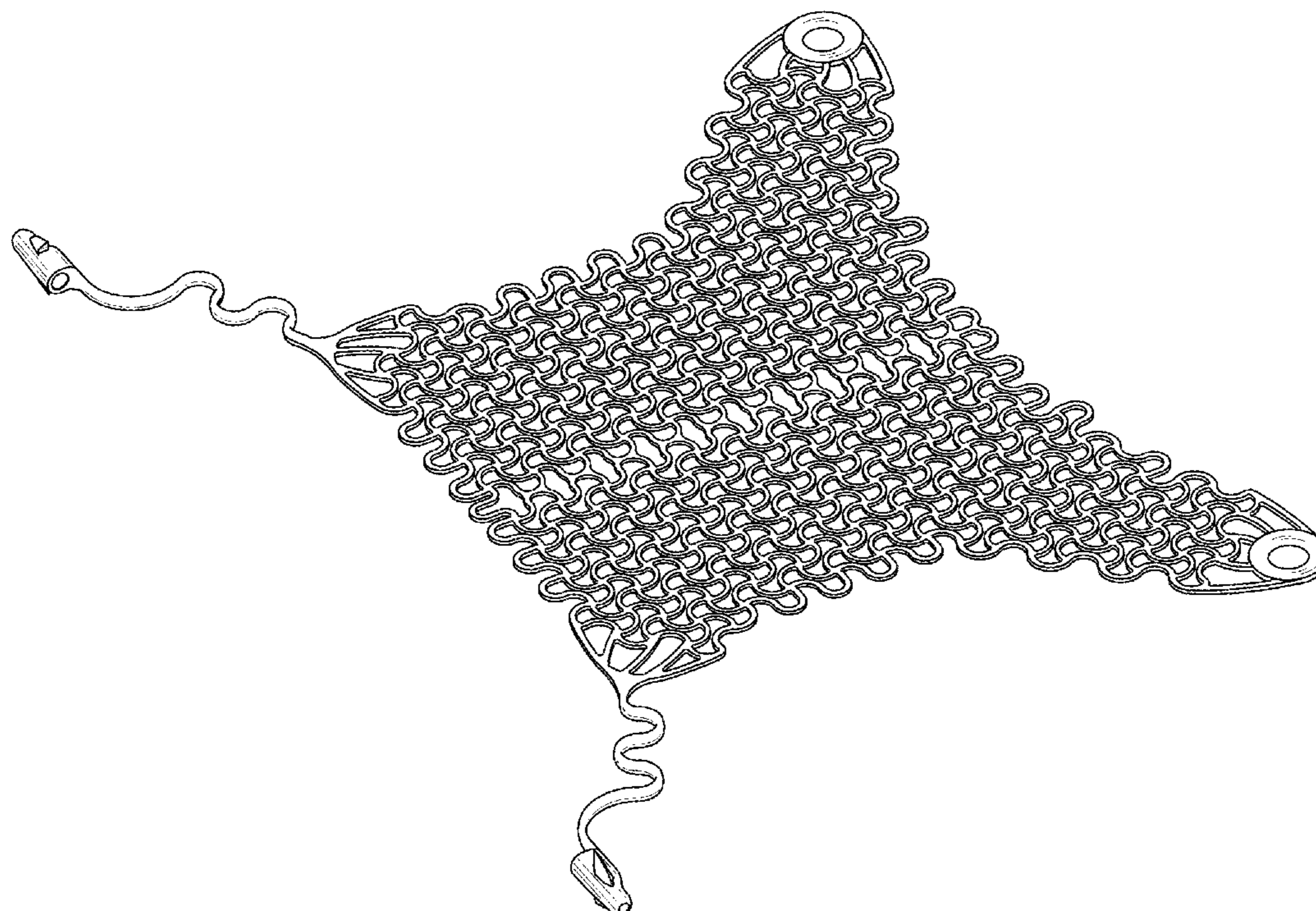
(57) **CLAIM**

We claim the ornamental design for an implant, as shown and described.

**DESCRIPTION**

FIG. 1 is a perspective view of an implant showing our new design;  
 FIG. 2 is a top view thereof; the bottom being a mirror image,  
 FIG. 3 is back view thereof;  
 FIG. 4 is a front view thereof; and,  
 FIG. 5 is a side view thereof; the opposite side being a mirror image.

**1 Claim, 4 Drawing Sheets**



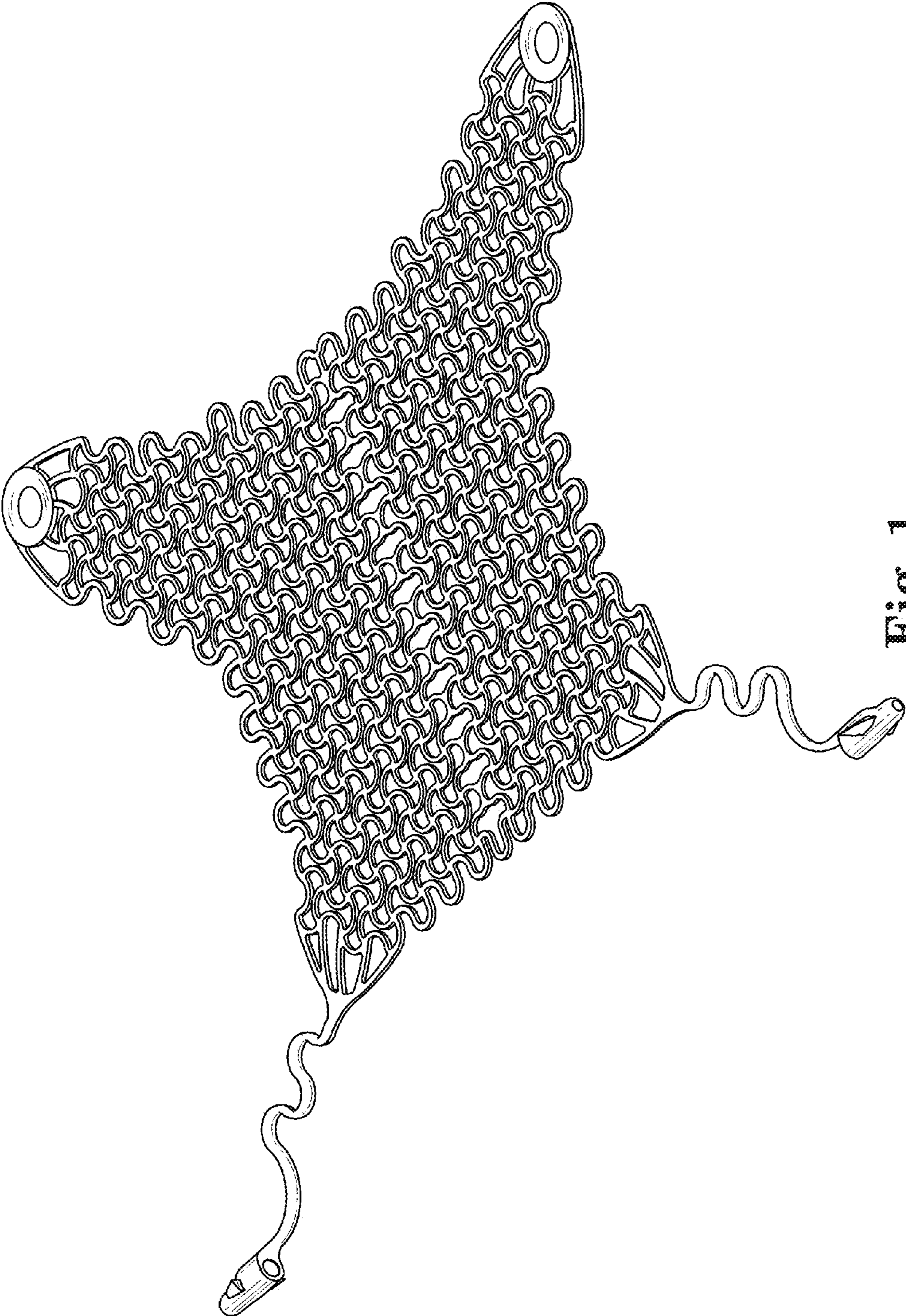


Fig. 1



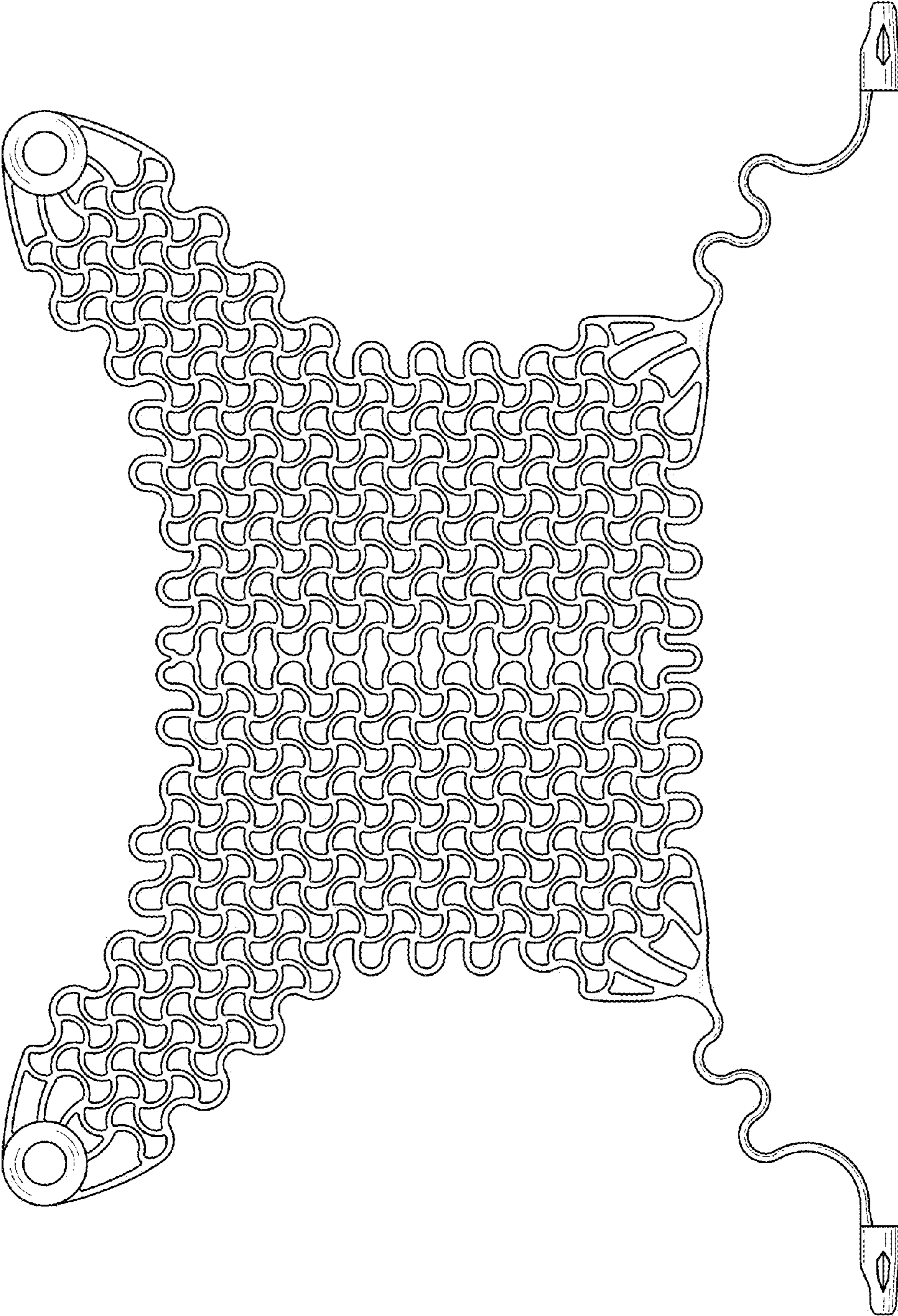


Fig. 2




Fig. 3

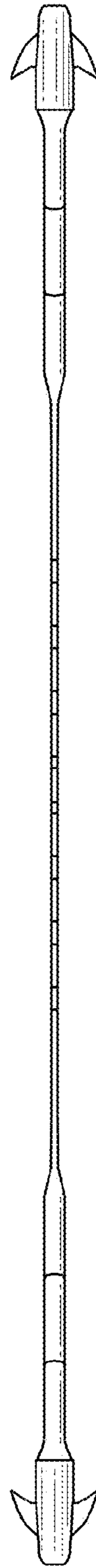


Fig. 4




Fig. 5