



US00D694885S

(12) **United States Design Patent**
Broberg et al.

(10) **Patent No.:** **US D694,885 S**

(45) **Date of Patent:** **** Dec. 3, 2013**

(54) **ANAL IRRIGATION DEVICE**

(75) Inventors: **Lars Broberg**, Jyllinge (DK); **Bo Rud Nielsen**, Alleroed (DK); **Mattias Gellett**, Halmstad (SE); **Marlene Corydon**, Espergaerde (DK); **Søren Iversen**, Copenhagen (DK); **Tomas Wien Stringdal**, Falkenberg (SE); **Michael Sanell**, Halmstad (SE)

(73) Assignee: **Coloplast A/S**, Humlebaek (DK)

(**) Term: **14 Years**

(21) Appl. No.: **29/409,002**

(22) Filed: **Dec. 20, 2011**

(51) **LOC (9) Cl.** **24-02**

(52) **U.S. Cl.**
USPC **D24/141**

(58) **Field of Classification Search**
USPC D24/108, 114, 119, 133; 606/197;
604/48, 500-522

See application file for complete search history.

(56) **References Cited**

U.S. PATENT DOCUMENTS

3,459,175	A *	8/1969	Miller	600/431
3,842,834	A *	10/1974	Vass	604/278
3,889,676	A *	6/1975	Greene	604/101.05
4,019,515	A *	4/1977	Kornblum et al.	604/101.05
D298,653	S	11/1988	Maietta		
4,842,583	A	6/1989	Majlessi		
D304,760	S	11/1989	Curtis		

6,190,366	B1 *	2/2001	Tani	604/279
D529,603	S *	10/2006	Knickerbocker et al.	D24/110
D586,913	S *	2/2009	Leroy et al.	D24/135
D587,805	S *	3/2009	Gokhale et al.	D24/141
D612,050	S	3/2010	Baynham		
2003/0073974	A1	4/2003	Falconer		
2008/0097286	A1 *	4/2008	Cleator et al.	604/48

* cited by examiner

Primary Examiner — Richard E Chilcot

(74) *Attorney, Agent, or Firm* — Coloplast Corp., Coloplast A/S; Nick Baumann

(57) **CLAIM**

The ornamental design for an anal irrigation device, as shown and described.

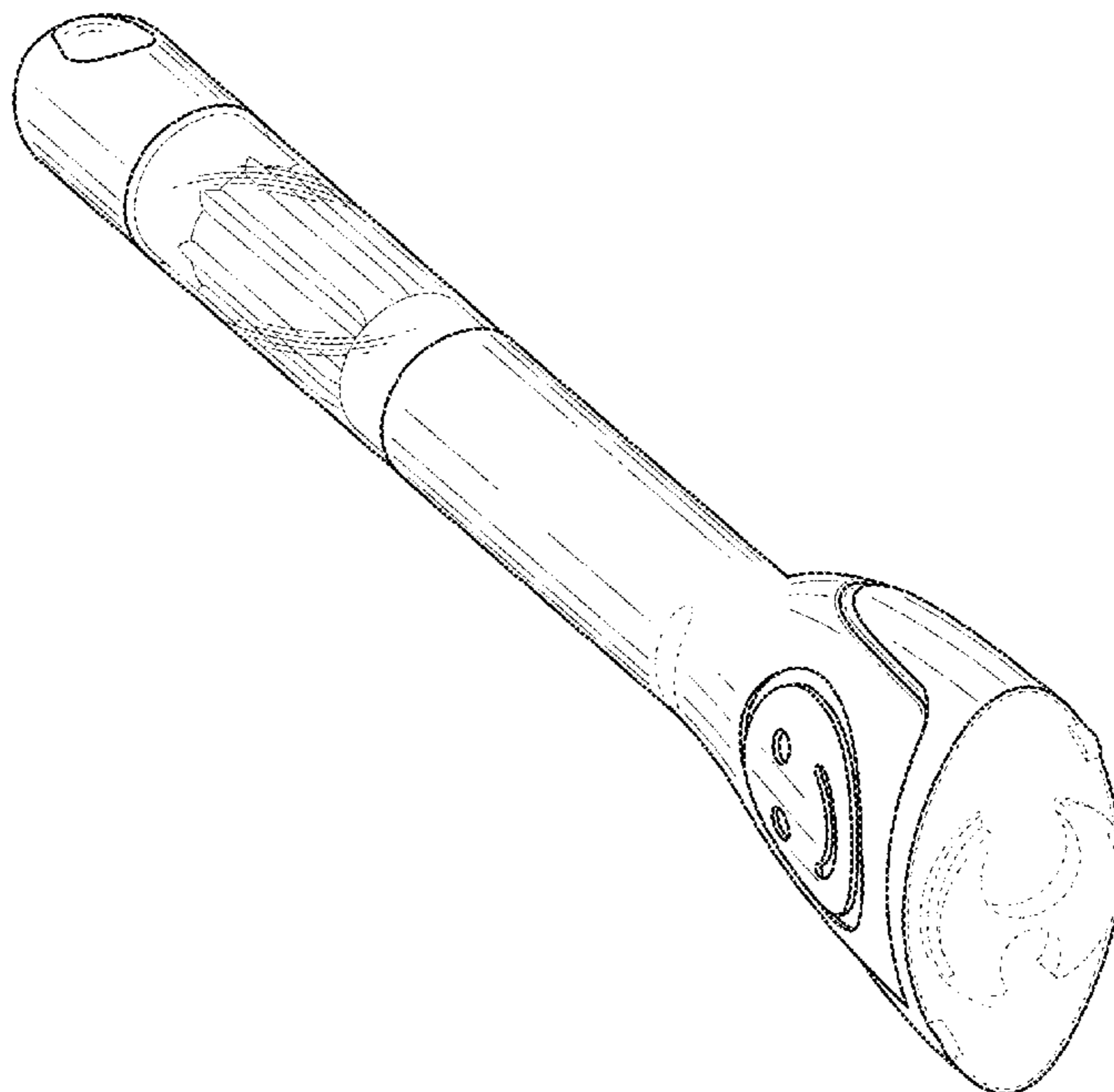
DESCRIPTION

FIG. 1 is a perspective view of an anal irrigation device; FIG. 2 is a left side view thereof, where a right side view is not presented as it is a mirror image of the left side view; FIG. 3 is a top side view thereof; FIG. 4 is a bottom side view thereof; FIG. 5 is a proximal end view thereof; and, FIG. 6 is a distal end view thereof.

In FIGS. 1-4 the broken lines illustrating an insertion guide of a proximal end portion of the anal irrigation device are for illustrative purposes only and form no part of the claimed design.

In FIGS. 1-5 the broken lines illustrating a connector mechanism on a proximal end of the anal irrigation device are for illustrative purposes only and form no part of the claimed design.

1 Claim, 3 Drawing Sheets



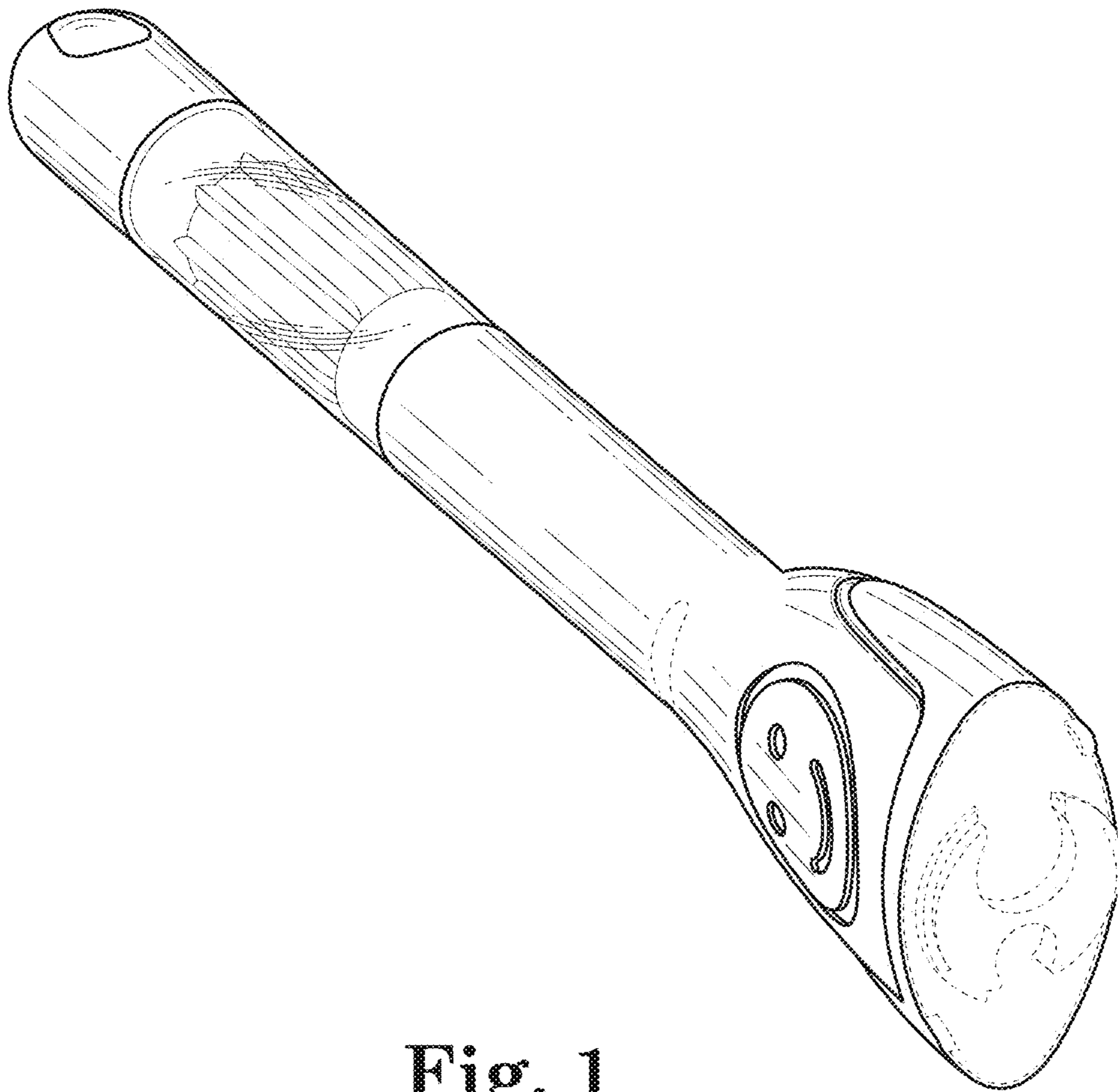


Fig. 1

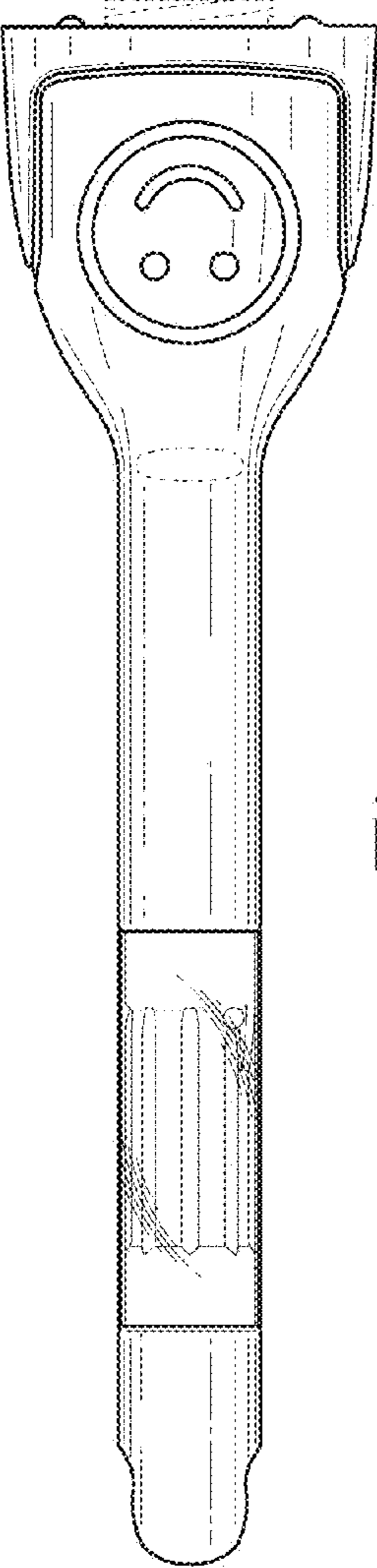


Fig. 2




Fig. 3

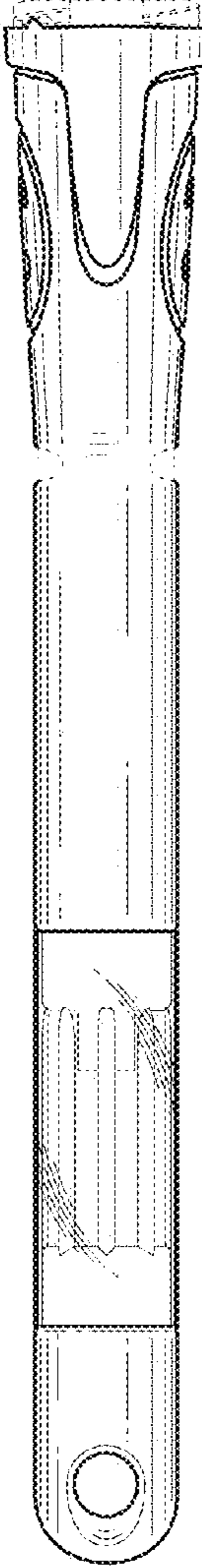


Fig. 4

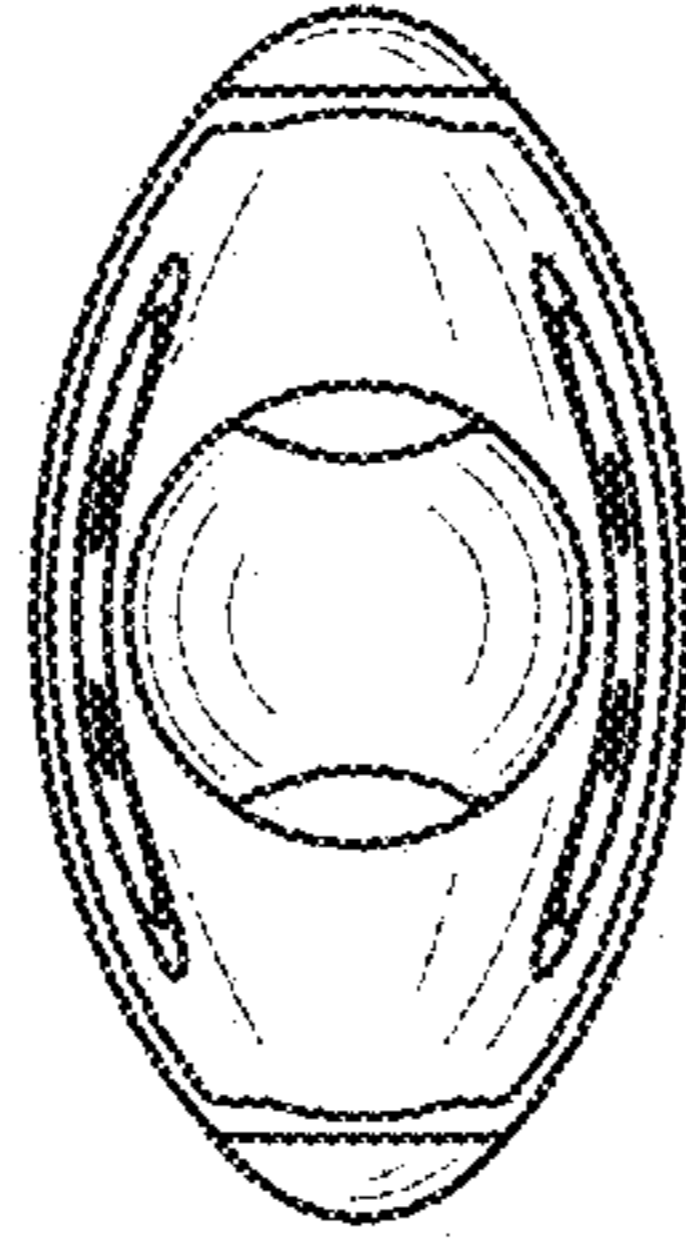


Fig. 6

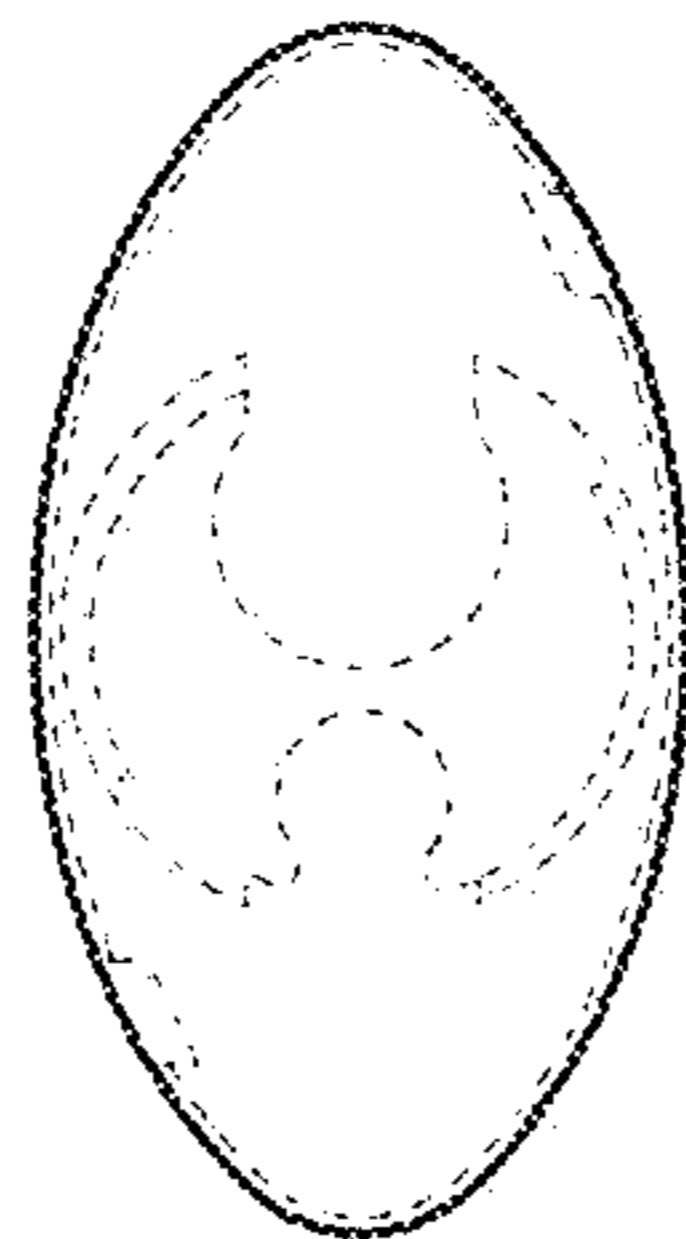


Fig. 5