

US00D694863S

(12) **United States Design Patent**
Brodey et al.

(10) **Patent No.:** **US D694,863 S**
(45) **Date of Patent:** **** Dec. 3, 2013**

- (54) **GRATE FOR A CHANNEL DRAIN**
- (75) Inventors: **Lawrence B. Brodey**, South Orange, NJ
(US); **Christopher Pike**, Princeton, NJ
(US)
- (73) Assignee: **Durst Corporation, Inc.**, Cranford, NJ
(US)
- (**) Term: **14 Years**
- (21) Appl. No.: **29/429,612**
- (22) Filed: **Aug. 14, 2012**
- (51) **LOC (9) Cl.** **23-01**
- (52) **U.S. Cl.**
USPC **D23/261**
- (58) **Field of Classification Search**
USPC D23/261, 267; D25/53, 153, 156, 154,
D25/155; D8/349, 354; 248/65, 73, 69-70,
248/55-62; 405/36, 118, 119; 404/2, 3
See application file for complete search history.

(56) **References Cited**

U.S. PATENT DOCUMENTS

5,213,438	A *	5/1993	Barenwald	404/2
5,340,234	A *	8/1994	Rossi et al.	405/48
D377,389	S *	1/1997	Phillips et al.	D23/261
5,803,662	A *	9/1998	Gunter	405/119
5,810,513	A *	9/1998	Beamer et al.	405/119
D399,304	S *	10/1998	Mauk	D23/261
5,890,839	A *	4/1999	Gunter	405/119
D412,971	S *	8/1999	Mauk	D23/261
D413,656	S *	9/1999	Mauk	D23/261
D418,209	S *	12/1999	Mauk	D23/261
D421,643	S *	3/2000	Mauk	D23/261
6,612,780	B2 *	9/2003	Dahowski et al.	405/118
6,860,678	B2 *	3/2005	Gunter	405/118
6,908,256	B1 *	6/2005	Humphries et al.	404/2

7,048,466	B2 *	5/2006	Benesteau et al.	404/4
D572,358	S *	7/2008	Nattrass et al.	D23/397
7,413,372	B2 *	8/2008	Meyers	404/2
D582,527	S *	12/2008	Wang	D23/261
7,507,054	B2 *	3/2009	Fithian et al.	405/118
7,914,229	B2 *	3/2011	Aubusson et al.	405/36
7,967,523	B2 *	6/2011	Hetzler et al.	404/4
8,292,541	B2 *	10/2012	Akkala	405/43
2002/0154952	A1 *	10/2002	Gunter	405/118
2003/0118403	A1 *	6/2003	Wilkerson	405/36
2004/0136785	A1 *	7/2004	Gunter	405/118
2005/0238436	A1 *	10/2005	Wallace et al.	405/118
2006/0239773	A1 *	10/2006	Meyers	404/2
2008/0019776	A1 *	1/2008	Fithian et al.	405/118
2008/0104910	A1 *	5/2008	Andras et al.	52/302.3
2009/0097921	A1 *	4/2009	Hetzler et al.	405/119
2011/0162137	A1 *	7/2011	Kik et al.	4/613
2012/0037552	A1 *	2/2012	Persson et al.	210/163

* cited by examiner

Primary Examiner — Eric Goodman

(74) *Attorney, Agent, or Firm* — McCarter & English, LLP

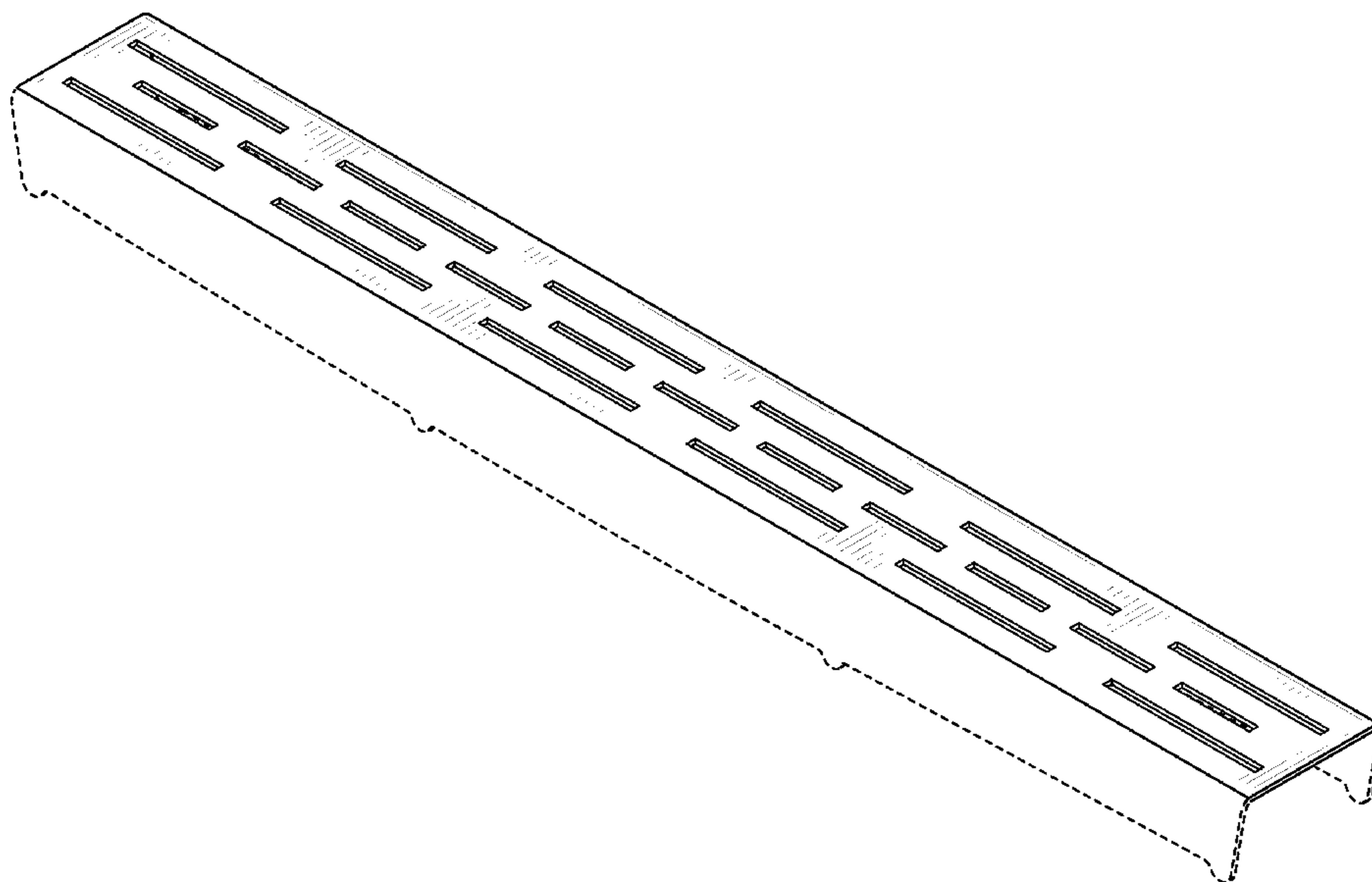
(57) **CLAIM**

What is claimed is an ornamental design for a grate for a channel drain, as shown and described.

DESCRIPTION

FIG. 1 is a perspective view of the ornamental design for a grate for a channel drain;
 FIG. 2 is a left side view thereof;
 FIG. 3 is a right side view thereof;
 FIG. 4 is a front view thereof;
 FIG. 5 is a back view thereof;
 FIG. 6 is a bottom view thereof; and,
 FIG. 7 is a top view thereof.
 The broken lines shown herein are for illustrative purposes only, and form no part of the claimed design.

1 Claim, 6 Drawing Sheets



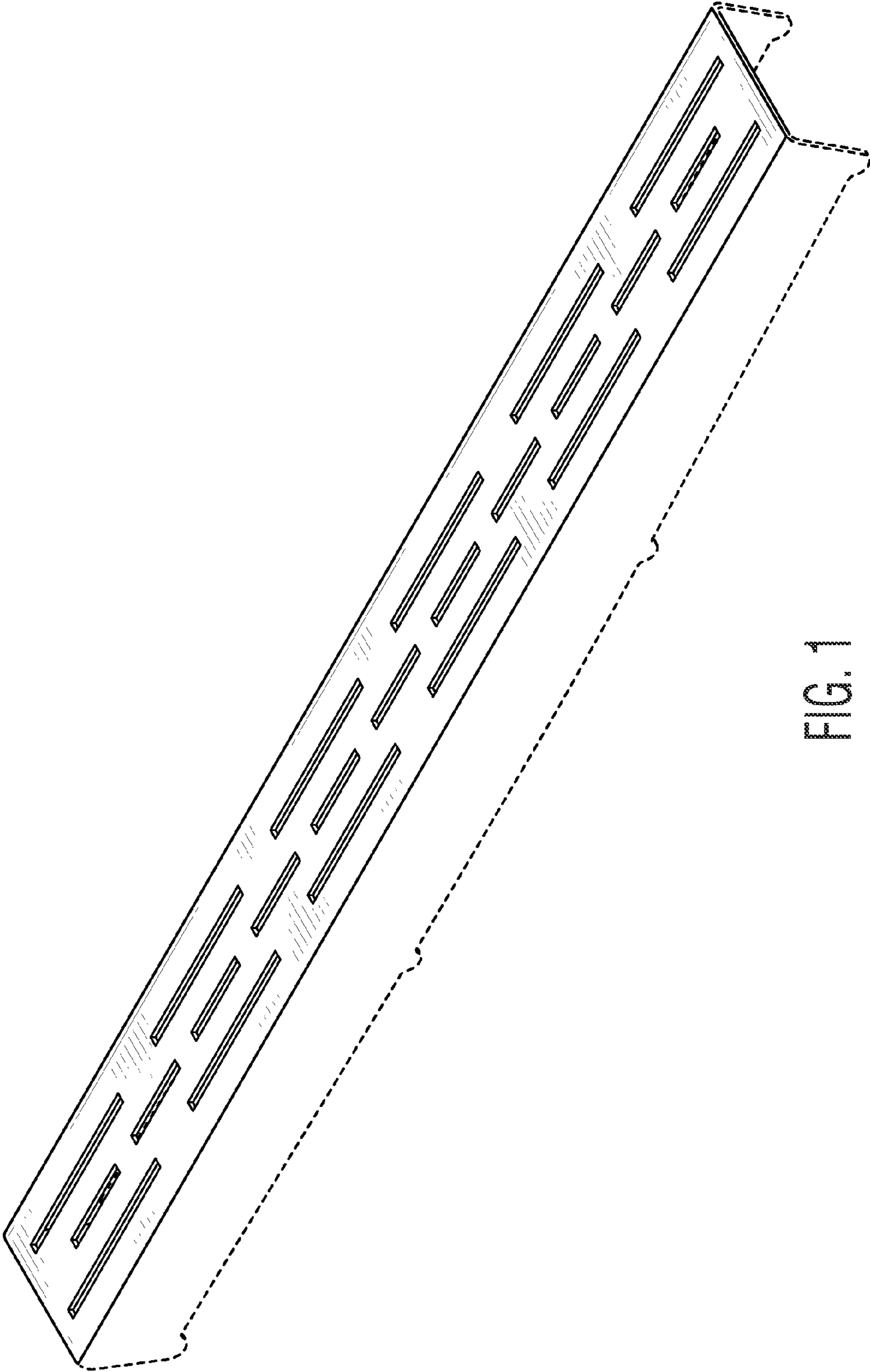


FIG. 1



FIG. 2



FIG. 3

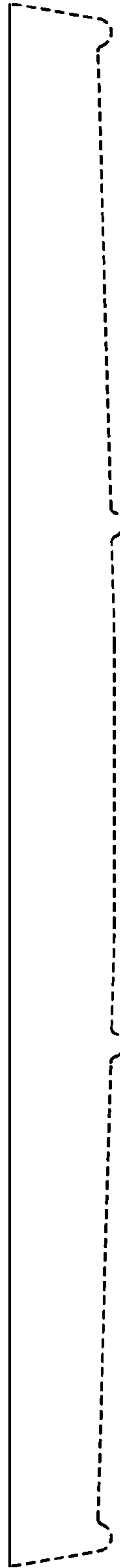


FIG. 4

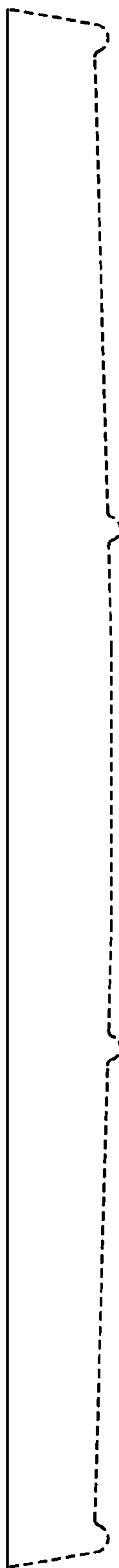


FIG. 5

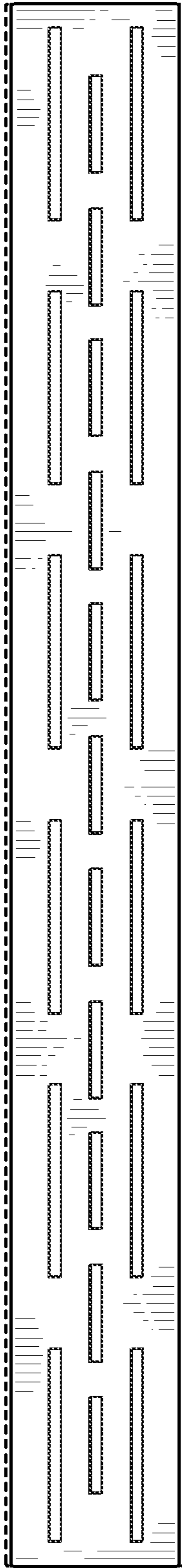


FIG. 6

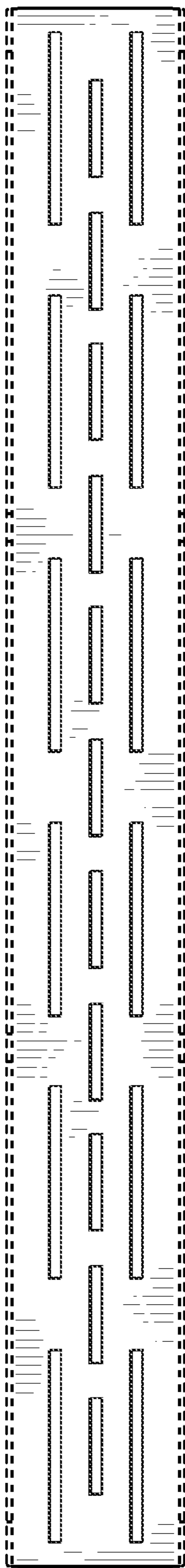


FIG. 7