

US00D694854S

(12) **United States Design Patent**
Gentry et al.

(10) **Patent No.:** **US D694,854 S**
(45) **Date of Patent:** **** Dec. 3, 2013**

(54) **SPRINKLER RISER GUARD**
(71) Applicants: **Ronald J. Gentry**, Allen, TX (US); **Julie A. Gentry**, Allen, TX (US)
(72) Inventors: **Ronald J. Gentry**, Allen, TX (US); **Julie A. Gentry**, Allen, TX (US)

D413,233 S * 8/1999 Allison D8/1
6,088,956 A * 7/2000 Rocka 47/45
D441,830 S * 5/2001 Wolter, Jr. D23/214
6,349,502 B1 * 2/2002 Fernandez 47/45
6,385,901 B1 * 5/2002 Wahlberg 47/45
D489,951 S * 5/2004 Buss D8/1
D542,611 S * 5/2007 Wilson D8/1
D564,781 S * 3/2008 Fessak D6/405
D615,375 S * 5/2010 Haddock D8/1
D615,831 S * 5/2010 Whitney et al. D8/1

(**) Term: **14 Years**

* cited by examiner

(21) Appl. No.: **29/438,443**

Primary Examiner — Robin V Webster

(22) Filed: **Nov. 29, 2012**

(74) *Attorney, Agent, or Firm* — Mark W Handley

(51) **LOC (9) Cl.** **23-01**

(57) **CLAIM**

(52) **U.S. Cl.**
USPC **D23/214**

The ornamental design for a sprinkler riser guard, as shown and described.

(58) **Field of Classification Search**
USPC D23/214, 221; D8/1; 239/273, 276,
239/280, 280.5; 47/44-47, 904
See application file for complete search history.

DESCRIPTION

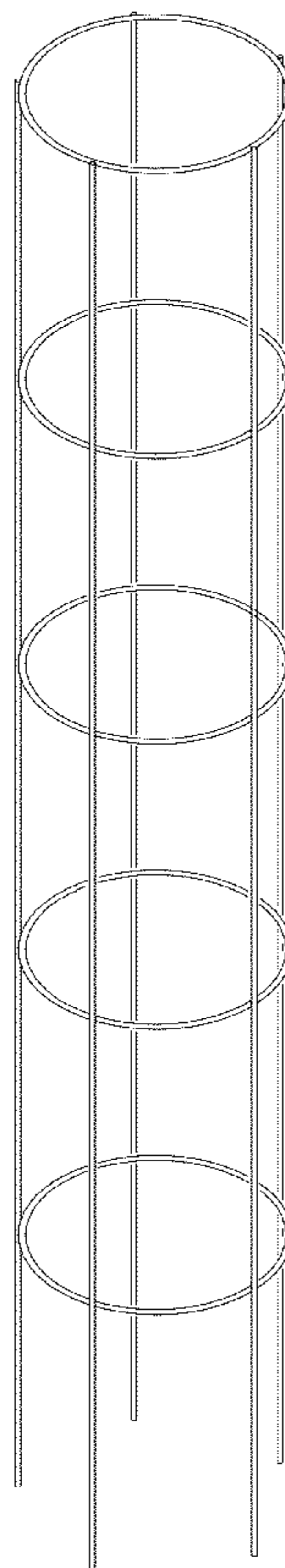
(56) **References Cited**

FIG. 1 is a perspective view of a sprinkler riser guard embodying my design;
FIG. 2 is a right side view of the sprinkler riser guard;
FIG. 3 is a left side view of the sprinkler riser guard;
FIG. 4 is a front view of the sprinkler riser guard;
FIG. 5 is a rear view of the sprinkler riser guard;
FIG. 6 is a top view of the sprinkler riser guard; and,
FIG. 7 is a bottom view of the sprinkler riser guard.

U.S. PATENT DOCUMENTS

760,879 A * 5/1904 Kunzman 47/47
3,299,569 A * 1/1967 Lemrick 47/45
3,514,040 A * 5/1970 Carson 239/288.5
5,412,905 A * 5/1995 Allison 47/30
D396,390 S * 7/1998 Edmondson D8/1

1 Claim, 3 Drawing Sheets



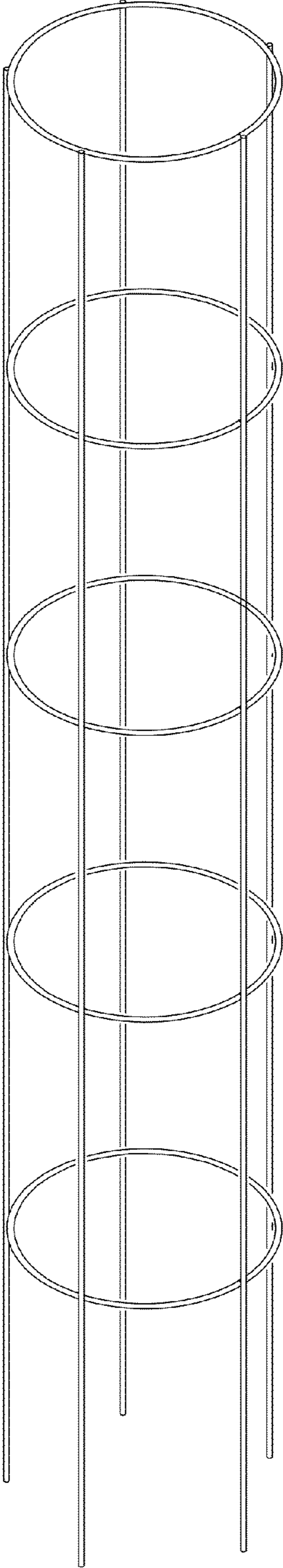


FIG. 1




FIG. 2

FIG. 3




FIG. 4

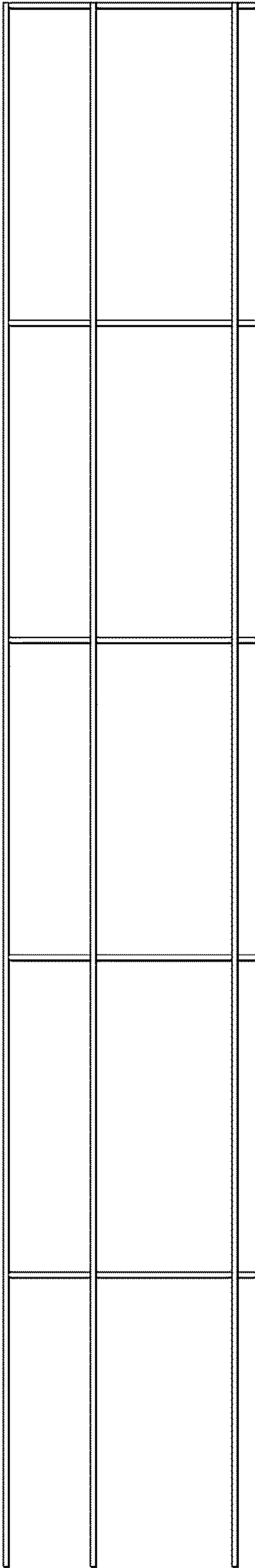


FIG. 5

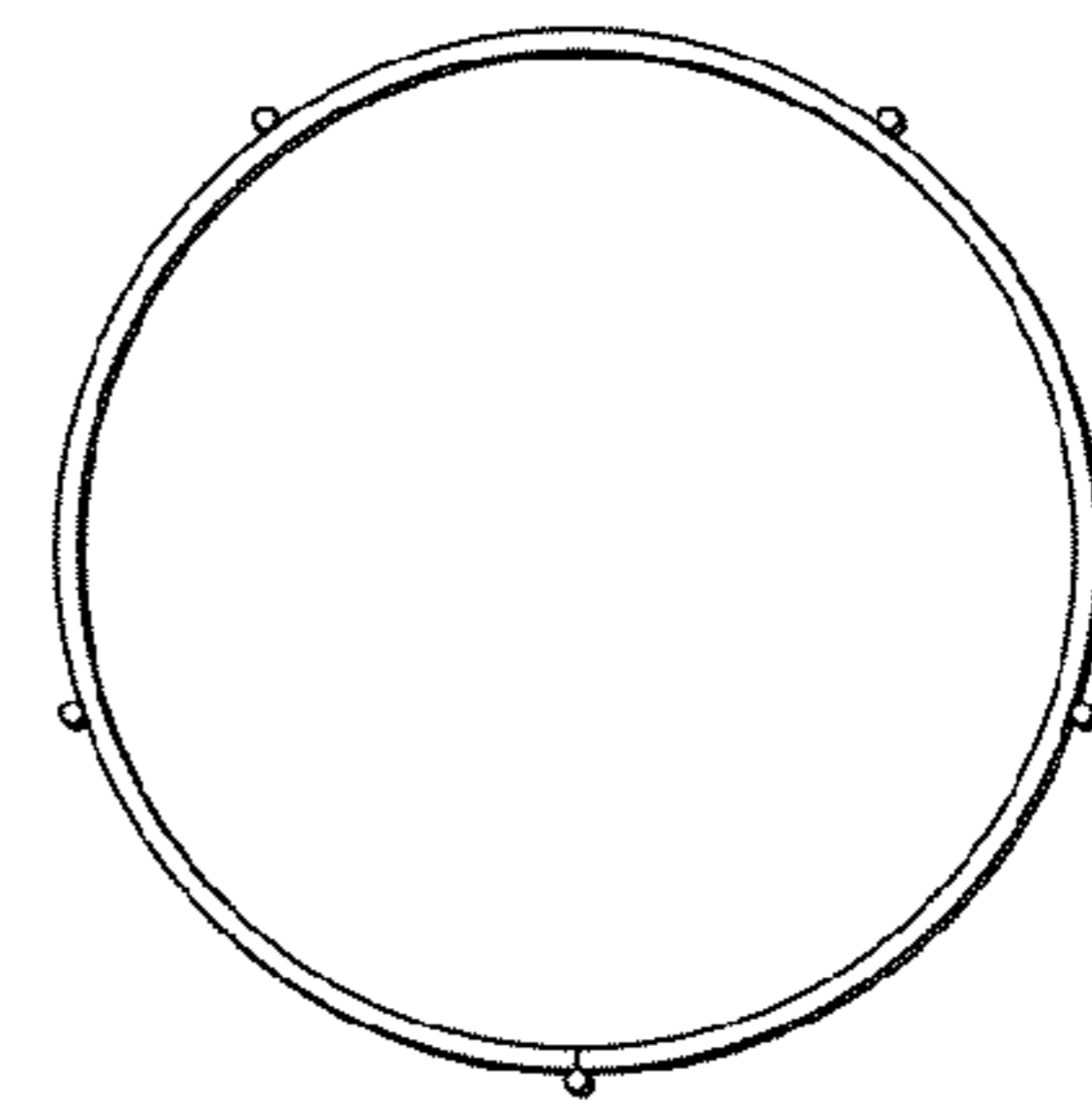



FIG. 6

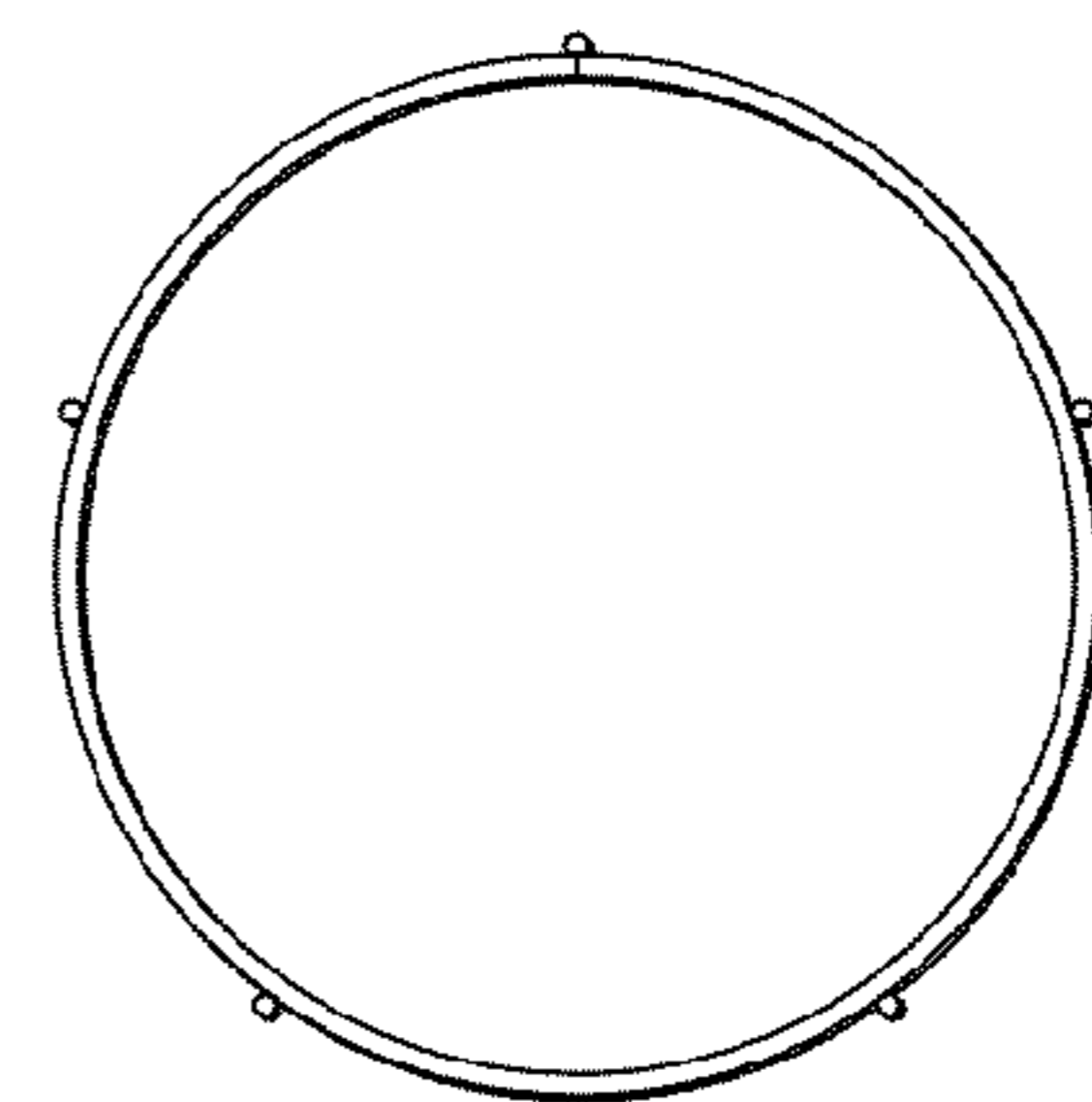


FIG. 7