



US00D694850S

(12) **United States Design Patent**
King

(10) **Patent No.:** **US D694,850 S**

(45) **Date of Patent:** **** Dec. 3, 2013**

(54) **SOFT FISHING LURE TAIL DESIGN**

(75) Inventor: **Bobby Duane King**, Elizabethton, TN
(US)

(73) Assignee: **Black Dog Bait Co.**, Danville, CA (US)

(**) Term: **14 Years**

(21) Appl. No.: **29/422,112**

(22) Filed: **May 16, 2012**

Related U.S. Application Data

(60) Continuation-in-part of application No. 29/406,419,
filed on Nov. 14, 2011, now abandoned, which is a
division of application No. 29/363,923, filed on Jun.
16, 2010, now Pat. No. Des. 660,397.

(51) **LOC (9) Cl.** **22-05**

(52) **U.S. Cl.**
USPC **D22/131**

(58) **Field of Classification Search**
USPC D22/126–133; 43/42.47, 42.24, 42.45,
43/42.48, 42.37
See application file for complete search history.

(56) **References Cited**

U.S. PATENT DOCUMENTS

D217,453 S *	5/1970	Blaser	D22/133
D240,920 S *	8/1976	Smithwick	D22/126
D270,176 S *	8/1983	Williams, Jr.	D22/133
D299,263 S *	1/1989	James	D22/133
5,193,299 A *	3/1993	Correll et al.	43/42.47
D470,564 S *	2/2003	Schlueter	D22/131

* cited by examiner

Primary Examiner — Catheri Oliver-Garcia

(74) *Attorney, Agent, or Firm* — Richard T. Ogawa; Ogawa P.C.

(57) **CLAIM**

The ornamental design for soft fishing lure tail design, as shown and described.

DESCRIPTION

FIG. 1 is a perspective view of a soft fishing lure tail design showing an embodiment of my new design;

FIG. 2 is a right side view of the soft fishing lure tail design shown in FIG. 1;

FIG. 3 is a left side view of the soft fishing lure tail design shown in FIG. 1;

FIG. 4 is a top view of the soft fishing lure tail design shown in FIG. 1;

FIG. 5 is a bottom view of the soft fishing lure tail design shown in FIG. 1;

FIG. 6 is rear view of the soft fishing lure tail design shown in FIG. 1;

FIG. 7 is a front view of the soft fishing lure tail design shown in FIG. 1;

FIG. 8 is a perspective view of a soft fishing lure tail design showing another embodiment of my new design;

FIG. 9 is a right side view of the soft fishing lure tail design shown in FIG. 8;

FIG. 10 is a left side view of the soft fishing lure tail design shown in FIG. 8;

FIG. 11 is a top view of the soft fishing lure tail design shown in FIG. 8;

FIG. 12 is a bottom view of the soft fishing lure tail design shown in FIG. 8;

FIG. 13 is rear view of the soft fishing lure tail design shown in FIG. 8; and,

FIG. 14 is a front view of the soft fishing lure tail design shown in FIG. 8.

The broken lines are for environmental purposes only and do not form a part of the claimed design.

1 Claim, 12 Drawing Sheets






FIG. 1




FIG. 2

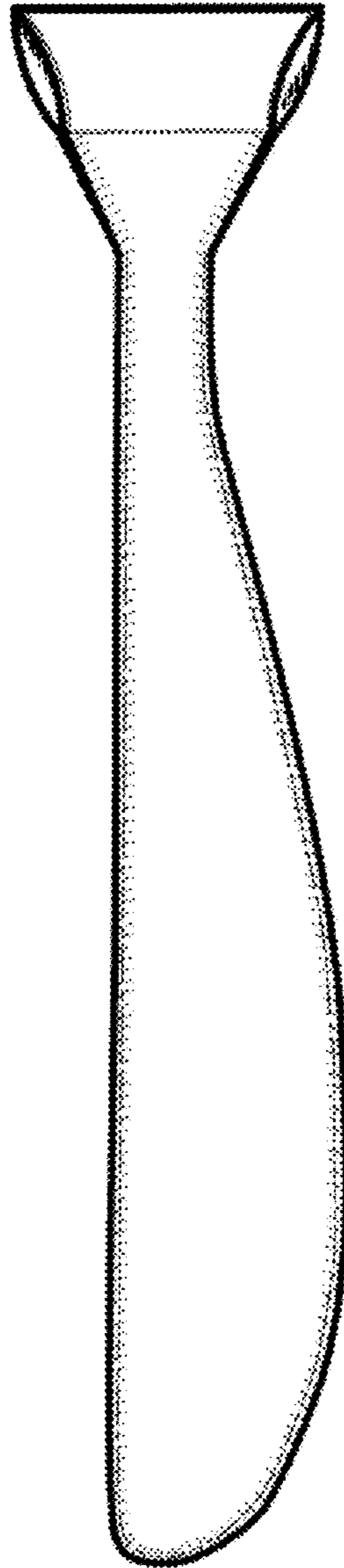


FIG. 3




FIG. 4




FIG. 5




FIG. 6

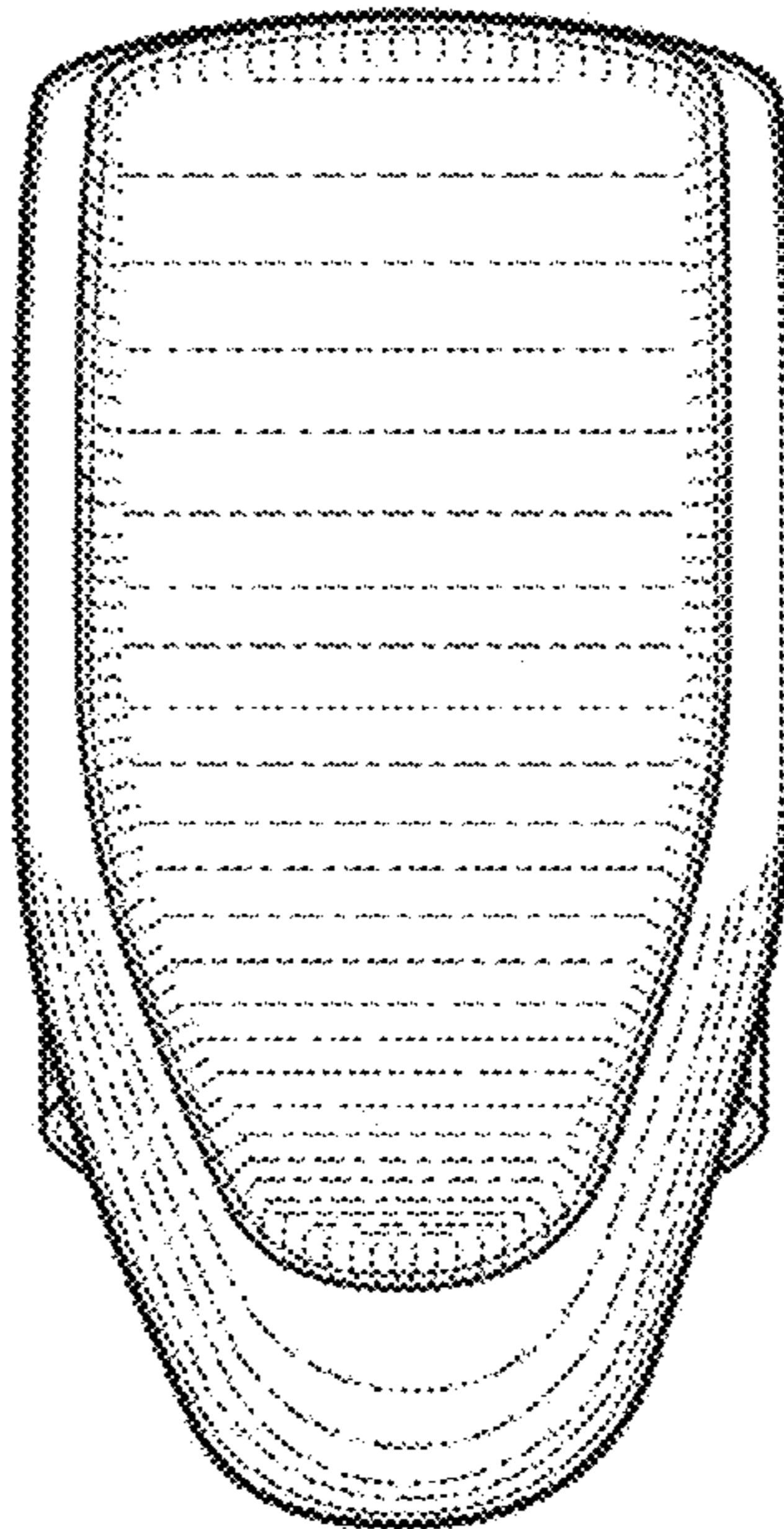


FIG. 7



FIG. 8

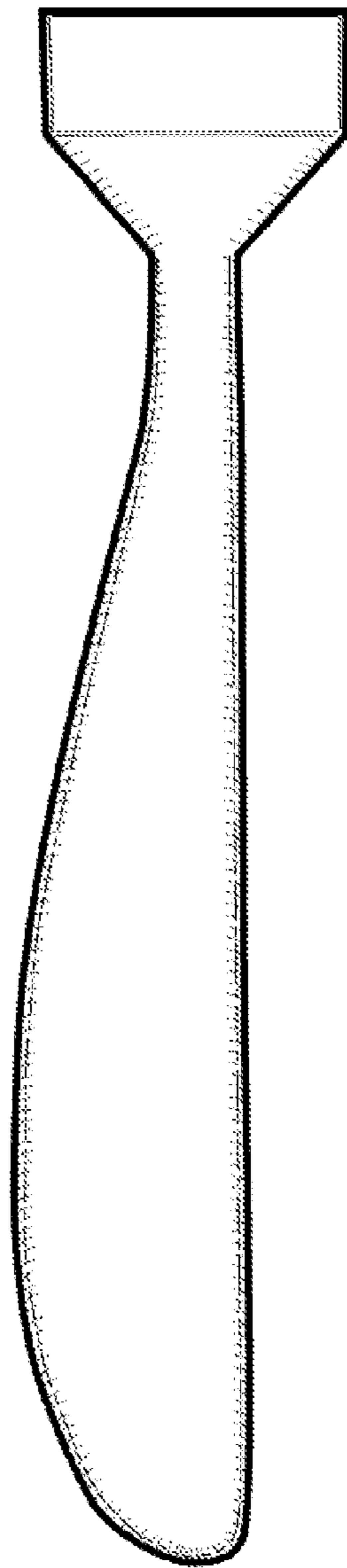


FIG. 9

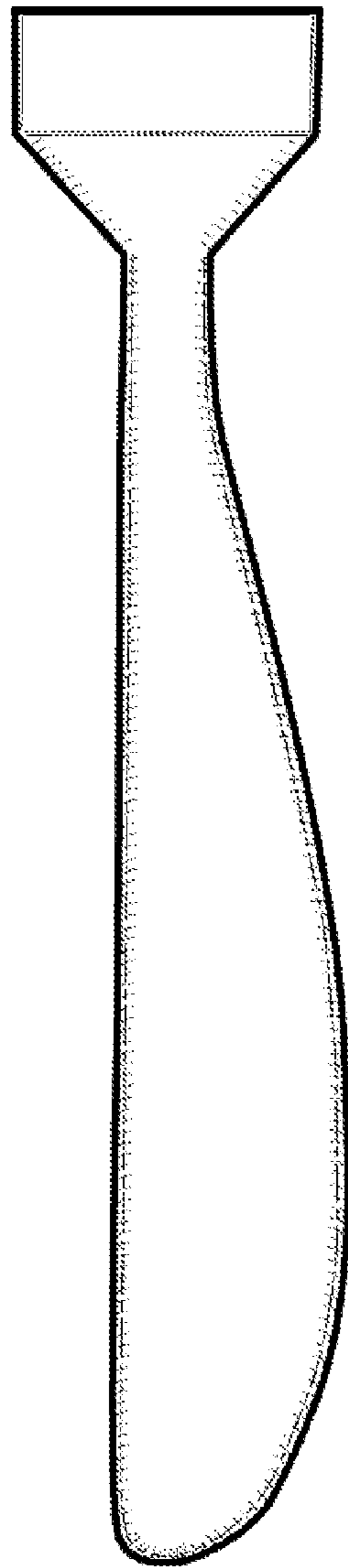


FIG. 10

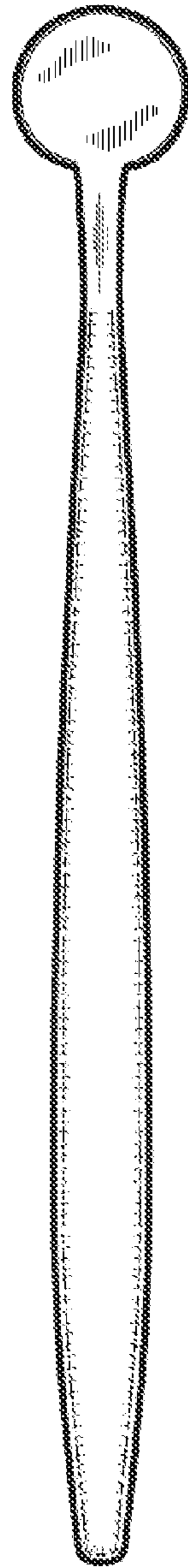


FIG. 11

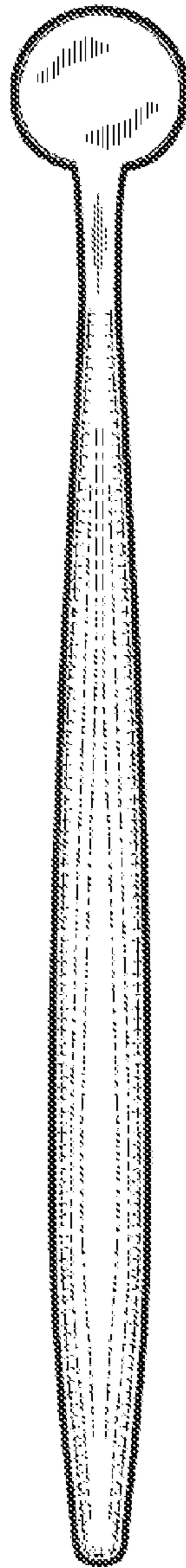


FIG. 12




FIG. 13

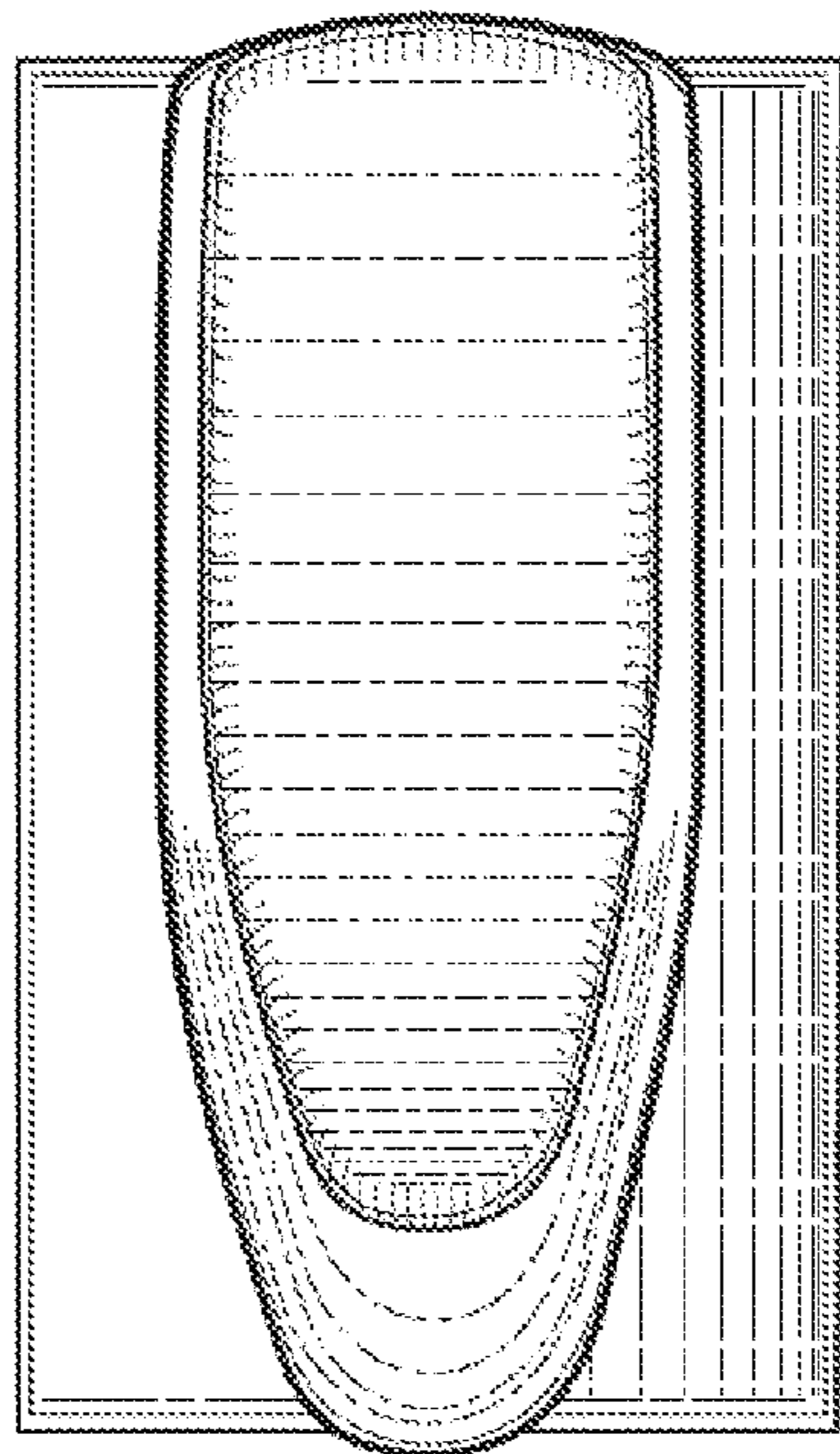


FIG. 14