

US00D694843S

(12) **United States Design Patent**
Brunski et al.

(10) **Patent No.:** **US D694,843 S**
(45) **Date of Patent:** **** Dec. 3, 2013**

(54) **GOLF CLUB HEAD**

(75) Inventors: **Jeffrey D. Brunski**, Los Angeles, CA (US); **Darius Cyrulik**, Huntington Beach, CA (US); **Matthew R. Daraskavich**, Huntington Beach, CA (US); **James R. Harris**, Burnaby (CA); **Michael T. Prichard**, Huntington Beach, CA (US); **Ryan J. A. Ritchie**, Huntington Beach, CA (US); **Nick Trahan**, Huntington Beach, CA (US)

(73) Assignee: **Dunlop Sports Co. Ltd.**, Kobe-shi (JP)

(**) Term: **14 Years**

(21) Appl. No.: **29/429,092**

(22) Filed: **Aug. 7, 2012**

(51) **LOC (9) Cl.** **21-02**

(52) **U.S. Cl.**
USPC **D21/759**

(58) **Field of Classification Search**
USPC D21/747-751, 759; 473/324-331, 350
See application file for complete search history.

(56) **References Cited**

U.S. PATENT DOCUMENTS

5,154,423 A * 10/1992 Antonious 473/328
D574,914 S * 8/2008 Oldknow et al. D21/759
D577,399 S * 9/2008 Oldknow et al. D21/759
D627,845 S * 11/2010 Day et al. D21/759

D639,883 S * 6/2011 Roach et al. D21/759
D639,884 S * 6/2011 Breier et al. D21/759
D658,250 S * 4/2012 Dolezel et al. D21/759
D658,732 S * 5/2012 Dolezel et al. D21/759
D658,733 S * 5/2012 Oldknow et al. D21/759
D659,214 S * 5/2012 Oldknow et al. D21/759
D670,779 S * 11/2012 Oldknow et al. D21/759
D671,180 S * 11/2012 Oldknow et al. D21/759

OTHER PUBLICATIONS

Golfsmith SR-460 driver. Shown in Golfsmith® 2007 Clubmaking Catalog, pp. 52-53. Feb. 1, 2007.

* cited by examiner

Primary Examiner — Mitchell Siegel

(74) *Attorney, Agent, or Firm* — Oliff & Berridge, PLC

(57) **CLAIM**

The ornamental design for a golf club head, as shown and described.

DESCRIPTION

FIG. 1 is a front elevational view embodying the inventive design;

FIG. 2 is a top plan view thereof;

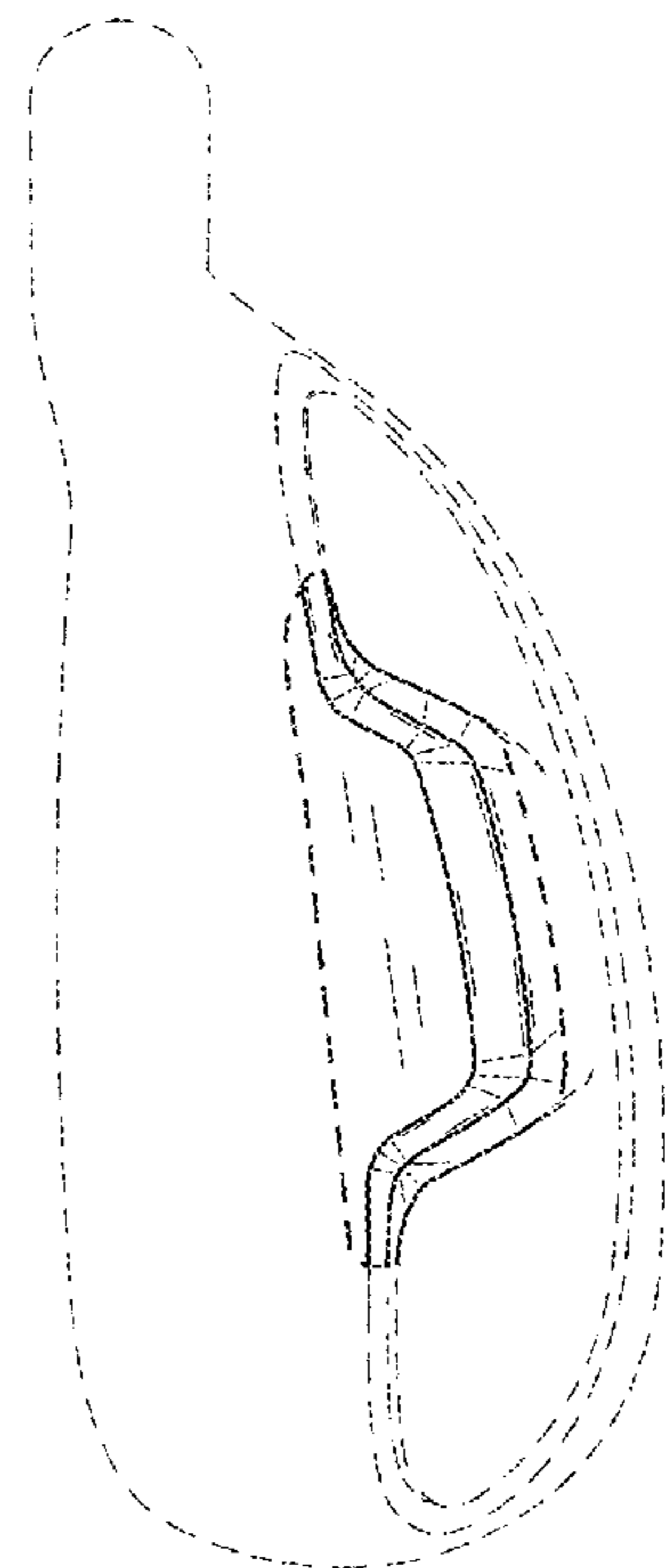

FIG. 3 is a rear elevational view thereof;

FIG. 4 is a toe-side elevational view thereof; and,

FIG. 5 is a bottom plan view thereof.

The broken lines immediately adjacent the shaded areas represent the bounds of the claimed design, while all other broken lines are directed to environment and are for illustrative purposes only. The broken lines form no part of the claimed design.

1 Claim, 5 Drawing Sheets



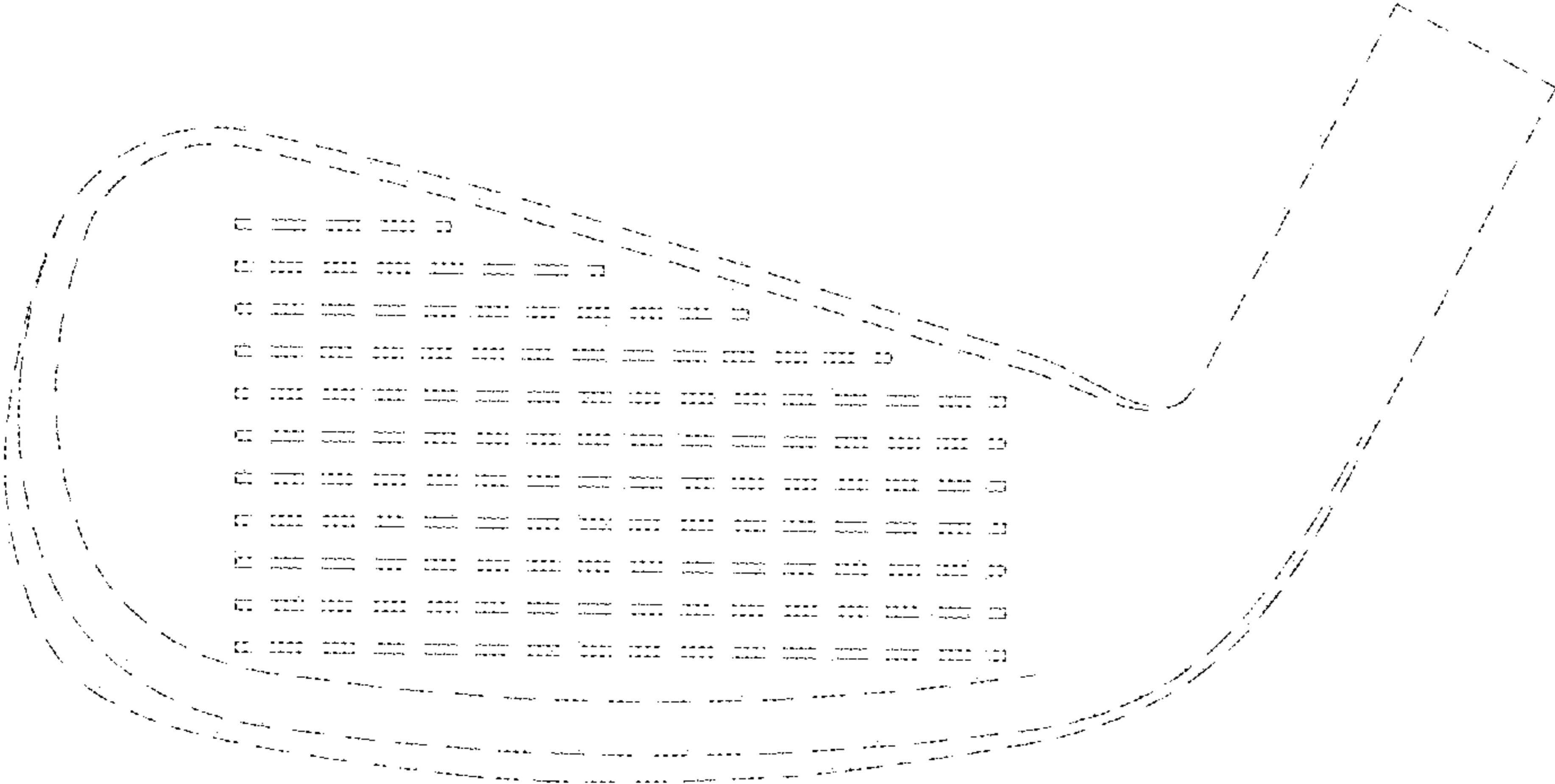


FIG. 1

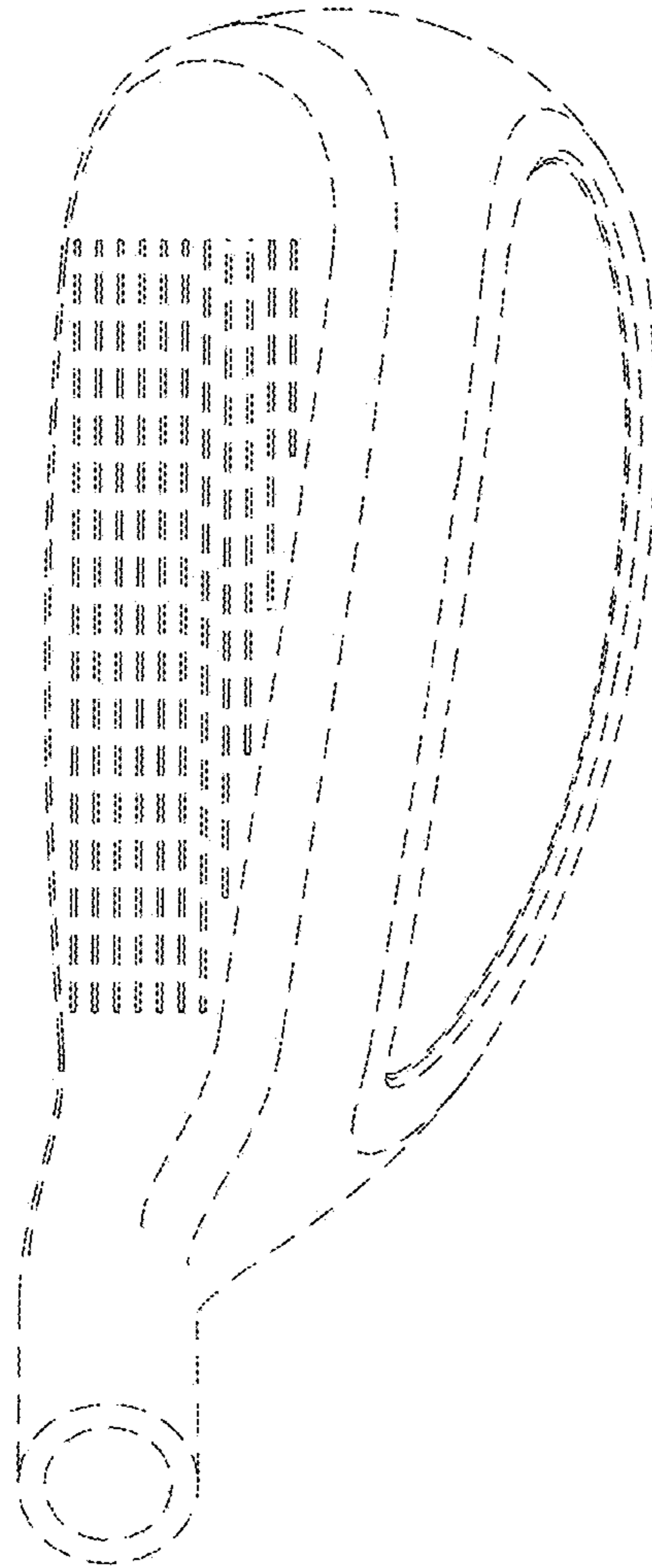


FIG. 2

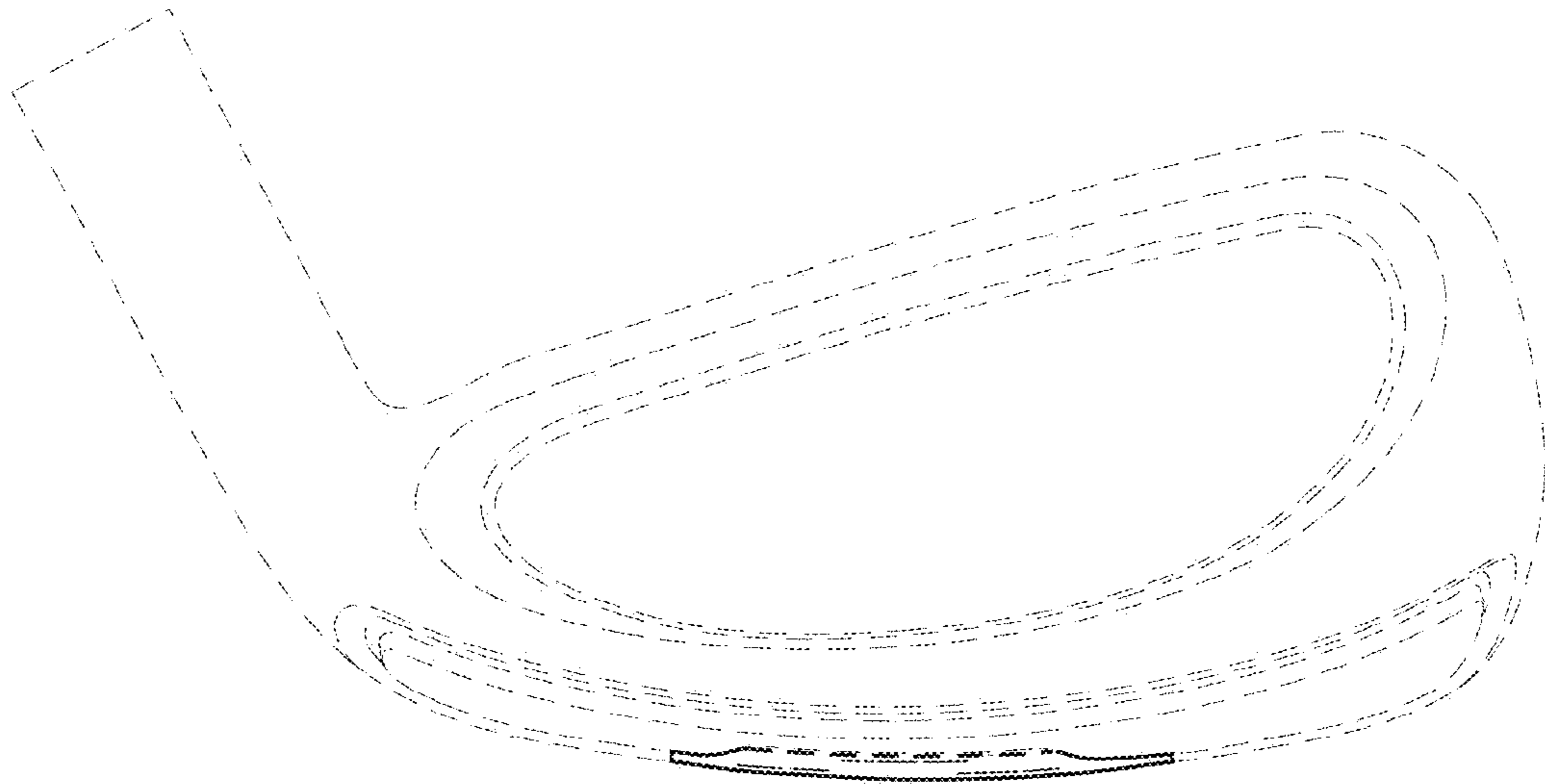


FIG. 3




FIG. 4

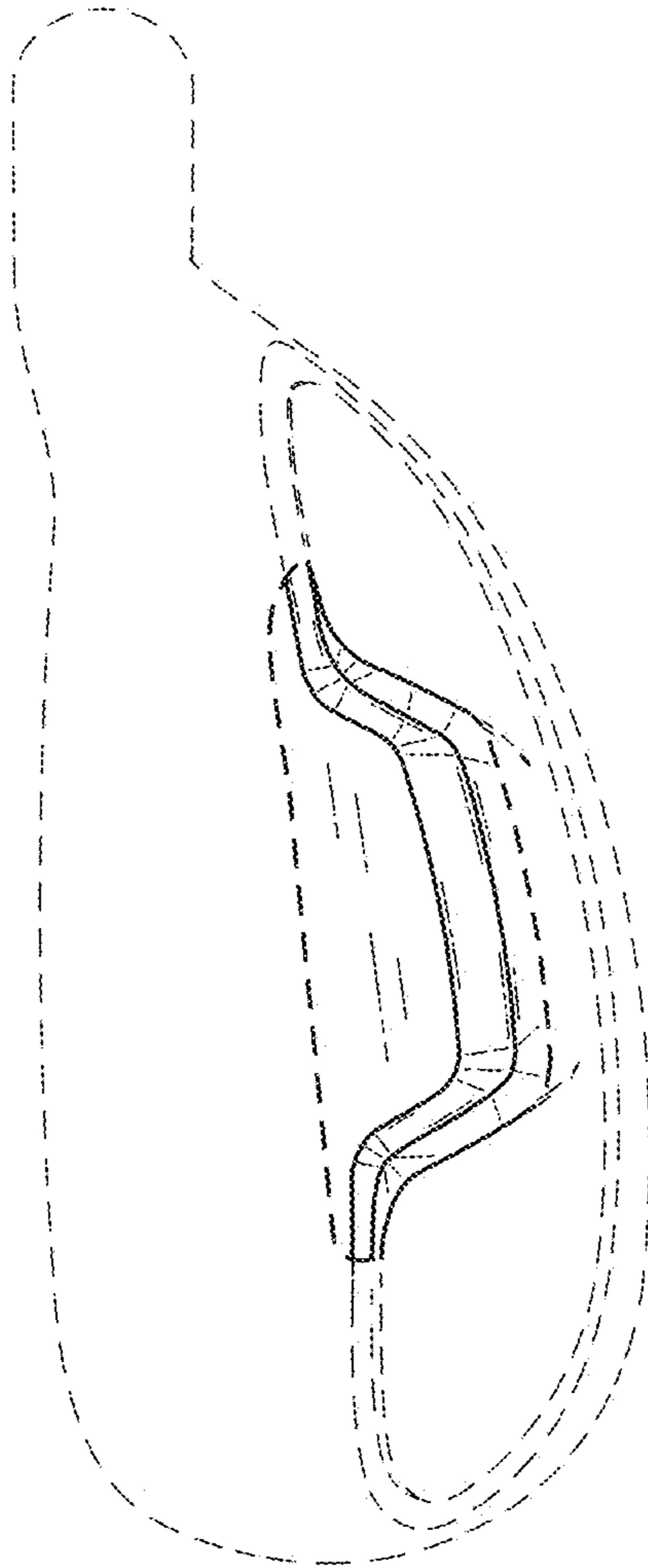


FIG. 5