



US00D694809S

(12) **United States Design Patent**
Della Valle et al.

(10) **Patent No.:** **US D694,809 S**
(45) **Date of Patent:** **** Dec. 3, 2013**

- (54) **SPECTACLES**
- (75) Inventors: **Diego Della Valle**, Sant'Elpidio a Mare (IT); **Maurizio Coffen Marcolin**, Treviso (IT)
- (73) Assignee: **Tod's S.p.A.**, Sant'Elpidio a Mare (Fermo) (IT)
- (**) Term: **14 Years**
- (21) Appl. No.: **29/417,058**
- (22) Filed: **Mar. 29, 2012**
- (30) **Foreign Application Priority Data**
 - Sep. 30, 2011 (EM) 001925231
- (51) **LOC (9) Cl.** **16-06**
- (52) **U.S. Cl.**
USPC **D16/326**
- (58) **Field of Classification Search**
USPC D16/101, 300-342, 900; D29/109-110; 351/41, 44, 51-52, 62, 158, 92, 351/103-123, 140-153, 45-46; 2/426-432, 2/447-449, 441, 434-437, 13, 15; D21/483, 659-661; D14/372
See application file for complete search history.

D253,481 S	11/1979	Canavan, III	
D255,802 S	7/1980	Canavan, III	
D257,854 S	1/1981	Beane	
D270,354 S	8/1983	Boldt et al.	
D278,826 S *	5/1985	Lamy	D16/323
D305,900 S	2/1990	Samuel	
D374,883 S	10/1996	Luzlbauer	
D385,290 S	10/1997	Totsuka et al.	
D397,712 S	9/1998	Simioni	
D403,343 S	12/1998	Flanagan	
D406,859 S	3/1999	Brune	
D463,814 S	10/2002	Jamin	
D531,656 S	11/2006	Della Valle	
D553,368 S	10/2007	Yee et al.	
D568,368 S	5/2008	Hofmann	
D568,369 S	5/2008	Della Valle	
D568,370 S	5/2008	Della Valle	
D582,967 S	12/2008	Serlenga	
D586,380 S	2/2009	Yee et al.	
D586,381 S	2/2009	Yee et al.	
D633,938 S	3/2011	Della Valle et al.	
D635,180 S	3/2011	Della Valle et al.	
D636,428 S *	4/2011	Della Valle et al.	D16/326
D650,826 S *	12/2011	Markovitz et al.	D16/326

* cited by examiner

Primary Examiner — Raphael Barkai
(74) *Attorney, Agent, or Firm* — Knobbe, Martens, Olson & Bear LLP

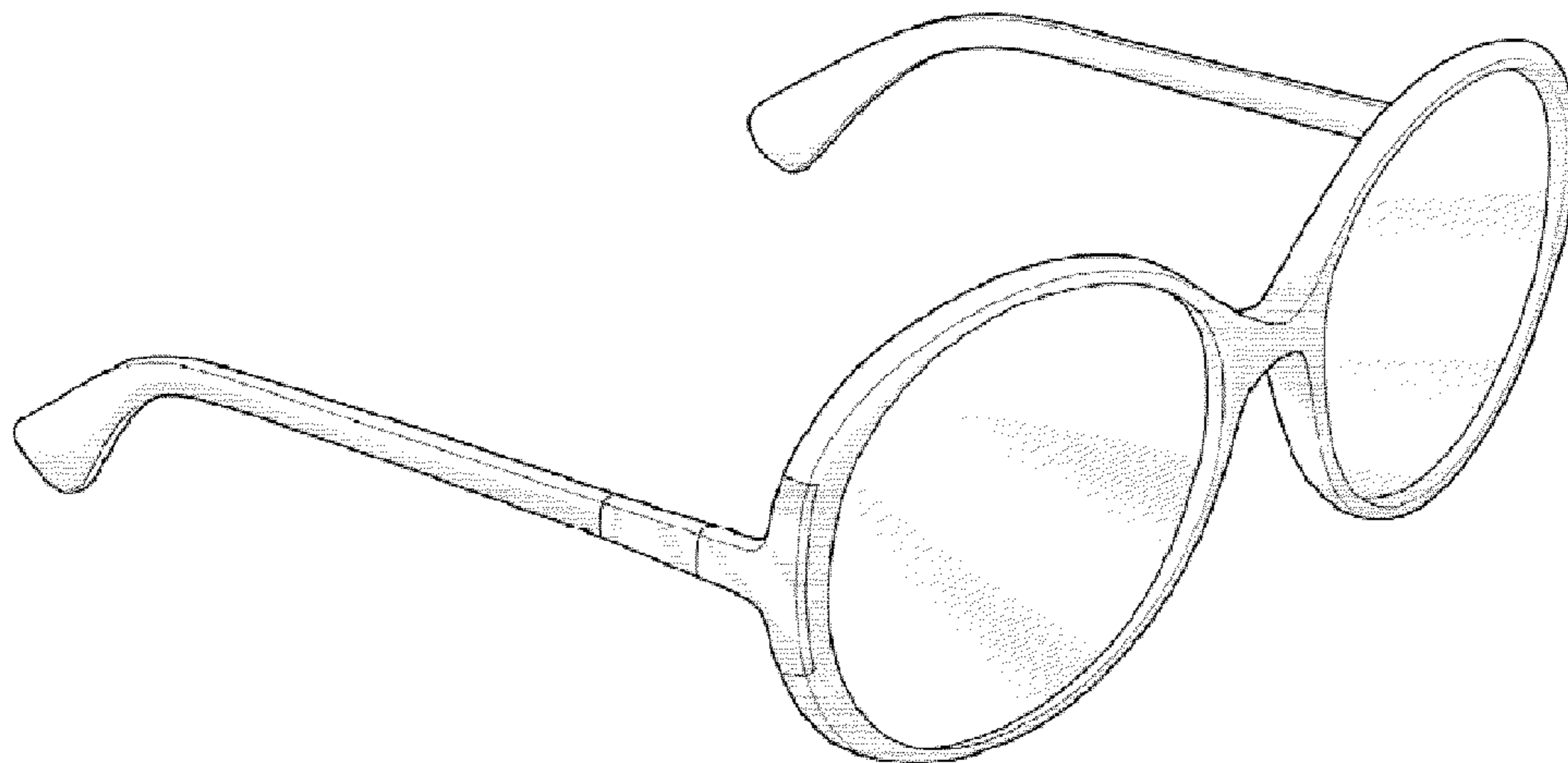
(57) **CLAIM**
The ornamental design for the spectacles, as shown.

DESCRIPTION

FIG. 1 is a front elevational view of spectacles showing the new design.
FIG. 2 is a rear elevational view thereof.
FIG. 3 is a left side elevational view thereof.
FIG. 4 is a right side elevational view thereof.
FIG. 5 is a top plan view thereof.
FIG. 6 is a bottom plan view thereof; and,
FIG. 7 is a perspective view thereof.

1 Claim, 7 Drawing Sheets

- (56) **References Cited**
U.S. PATENT DOCUMENTS
- D220,725 S 5/1971 McCracken
- D224,160 S 7/1972 Bloch
- D232,380 S * 8/1974 Johnsen D16/326
- D234,975 S 4/1975 Ahern
- D243,012 S 1/1977 Loughner
- D244,196 S 5/1977 Zimmermann
- D245,082 S 7/1977 Zimmermann
- D245,169 S 7/1977 Teufelhart
- D246,721 S * 12/1977 Canavan, III D16/326
- D246,791 S 12/1977 Shindler
- D246,903 S 1/1978 Canavan, III



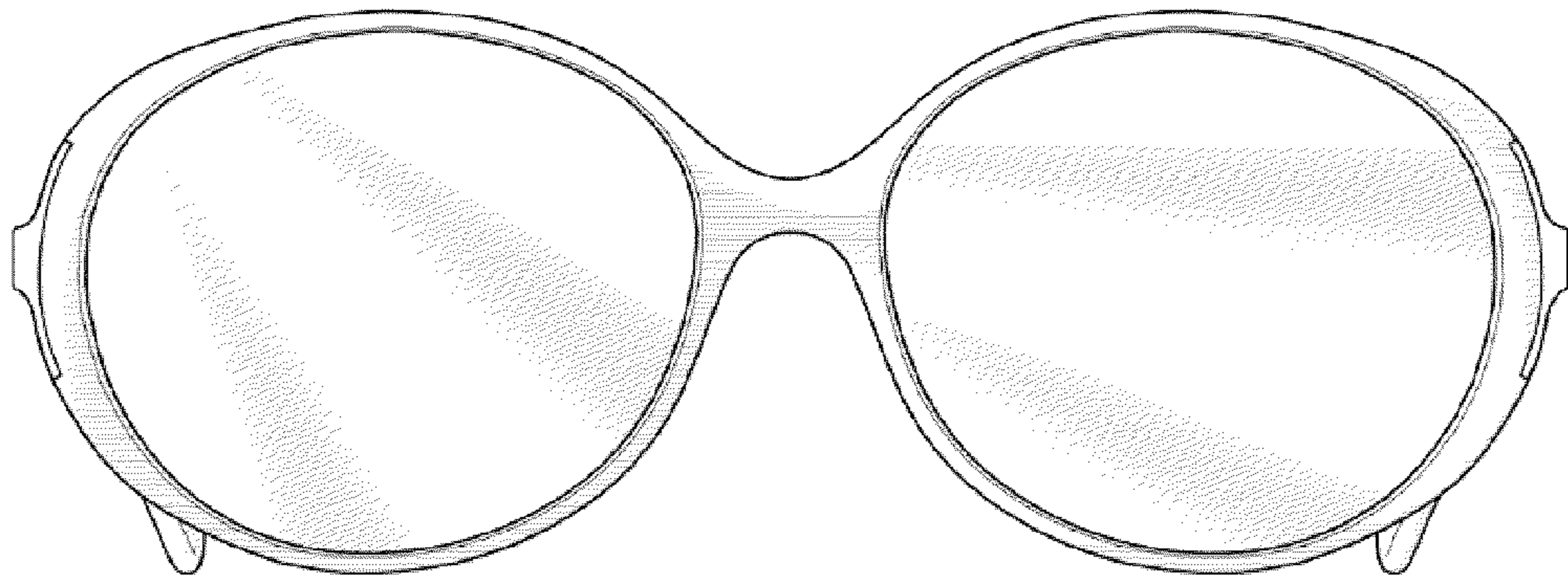


FIG. 1

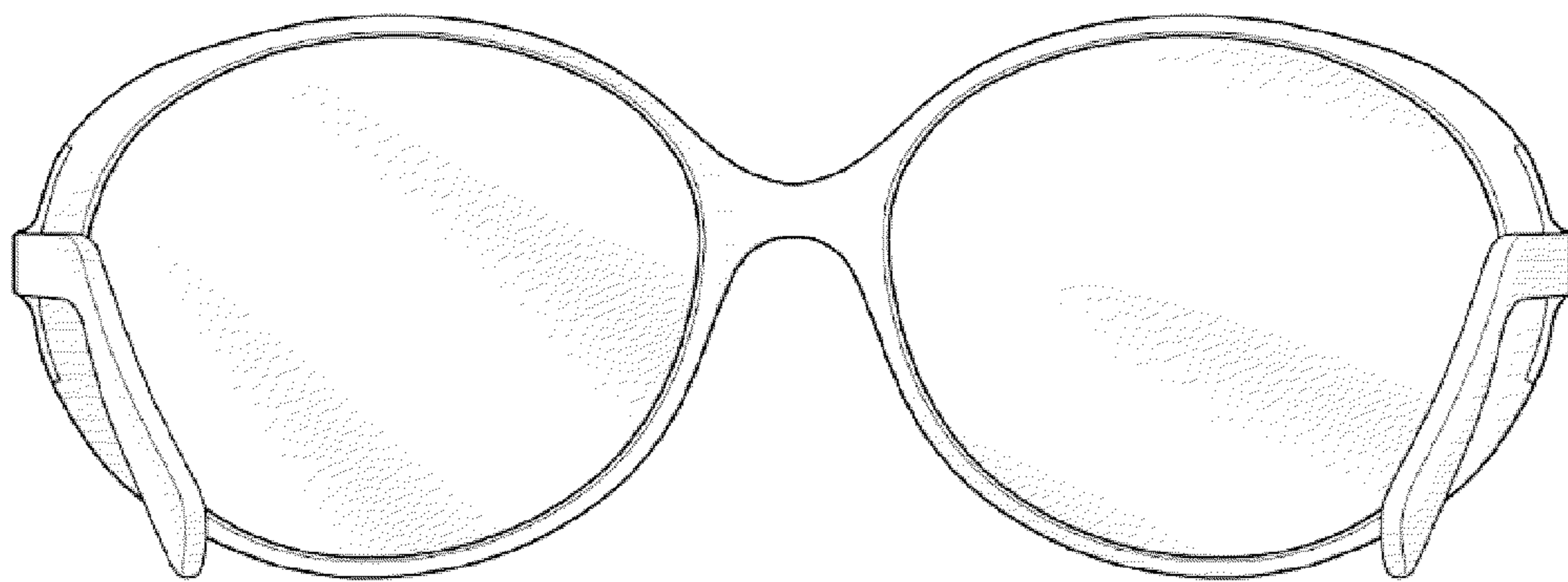


FIG. 2

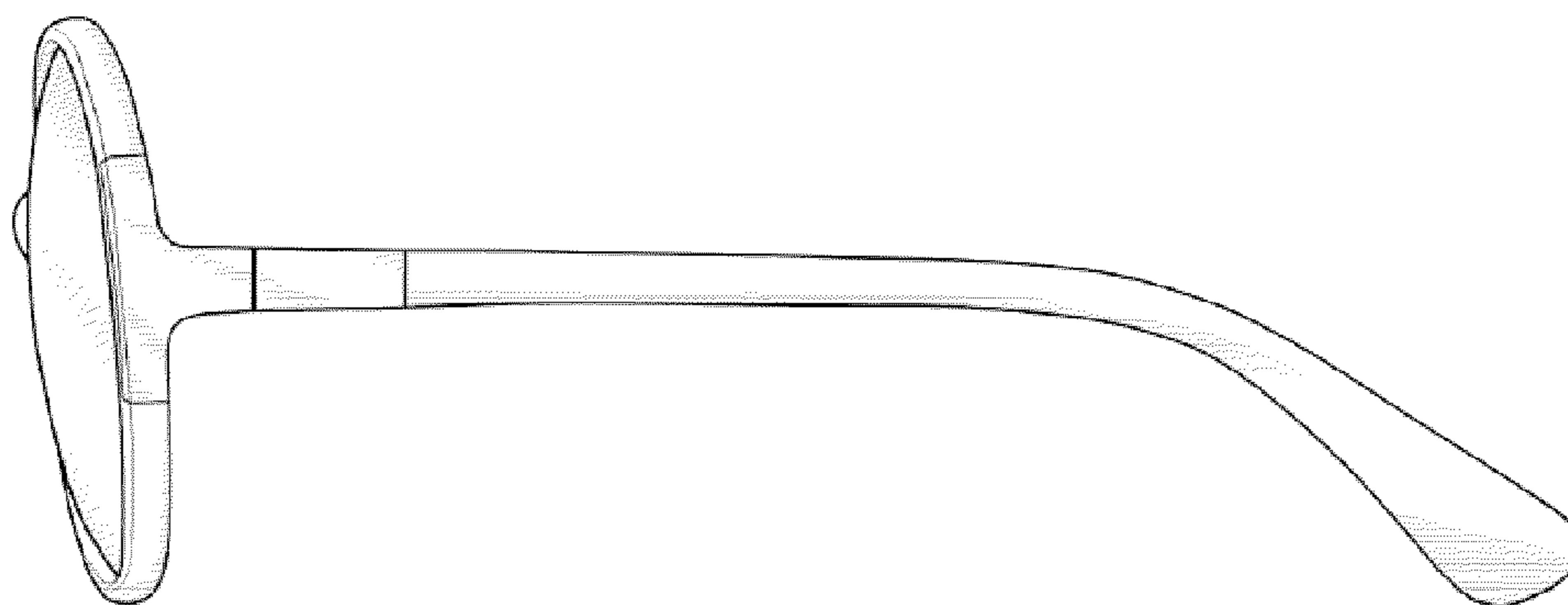


FIG. 3




FIG. 4

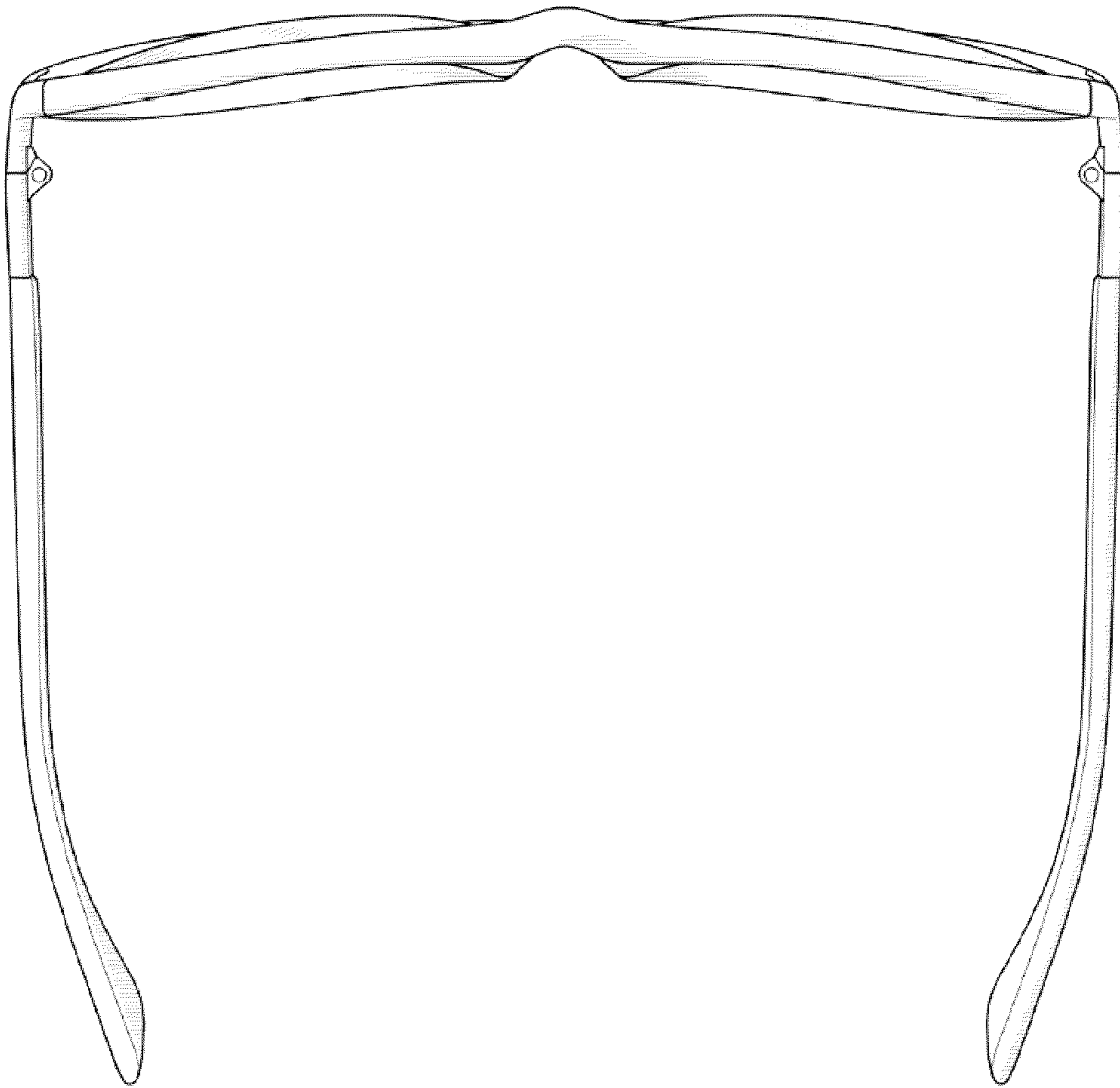


FIG. 5




FIG. 6

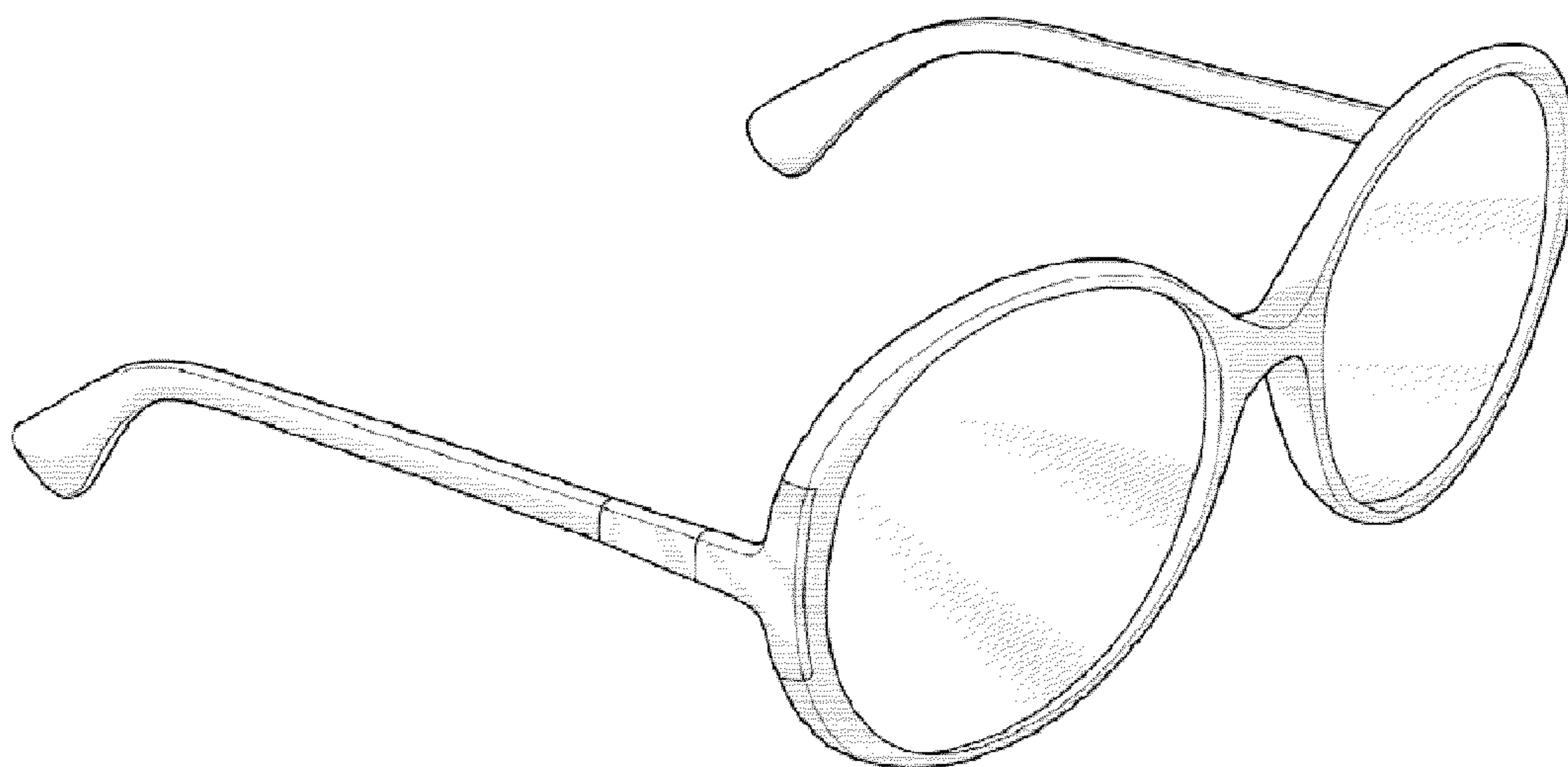


FIG. 7