

US00D694782S

(12) **United States Design Patent**
Roth

(10) **Patent No.:** **US D694,782 S**
(45) **Date of Patent:** **** Dec. 3, 2013**

(54) **MOWER BLADE**
(75) Inventor: **Christopher Roth**, Harrisburg, NC (US)
(73) Assignee: **Husqvarna Consumer Outdoor Products N.A., Inc.**, Charlotte, NC (US)
(**) Term: **14 Years**
(21) Appl. No.: **29/415,974**
(22) Filed: **Mar. 16, 2012**
(51) **LOC (9) Cl.** **15-03**
(52) **U.S. Cl.**
USPC **D15/17**
(58) **Field of Classification Search**
USPC D15/14-18, 10, 11, 28, 29, 32; D8/7,
D8/20; 30/347, 276, 390, DIG. 5; 56/295,
56/255, 289, 13.4, 17.5, 503, DIG. 17,
56/DIG. 20
See application file for complete search history.

5,321,940 A *	6/1994	Peterson	56/255
D357,691 S *	4/1995	Bryant	D15/17
5,467,586 A *	11/1995	Lin et al.	56/17.5
5,501,068 A *	3/1996	Martz	56/255
5,561,972 A *	10/1996	Rolfe	56/295
D440,981 S *	4/2001	Burch	D15/17
D482,700 S *	11/2003	Lancaster	D15/17
6,769,236 B2 *	8/2004	Schaedler	56/295
6,938,402 B2 *	9/2005	Arfstrom et al.	56/295
7,127,877 B2 *	10/2006	Curran	56/255
D598,475 S	8/2009	Roth		
D609,251 S	2/2010	Roth		
D622,740 S	8/2010	Roth et al.		
D649,981 S	12/2011	Roth et al.		
2003/0041582 A1 *	3/2003	Plamper	56/295
2005/0172601 A1 *	8/2005	Besogne	56/295
2005/0210852 A1 *	9/2005	Lancaster	56/295
2005/0229573 A1 *	10/2005	Curran	56/255
2006/0162310 A1 *	7/2006	Dittmer	56/289

* cited by examiner

Primary Examiner — Mark Goodwin

(74) *Attorney, Agent, or Firm* — Nelson Mullins Riley & Scarborough LLP

(56) **References Cited**
U.S. PATENT DOCUMENTS

2,687,607 A *	8/1954	Sewell	56/17.4
2,857,729 A *	10/1958	Zoldok	56/295
3,327,460 A *	6/1967	Blackstone	56/295
3,343,351 A *	9/1967	Freedlander et al.	56/295
3,445,992 A *	5/1969	Fischer et al.	56/295
3,781,991 A *	1/1974	Stretton et al.	30/276
4,250,621 A *	2/1981	Houle	30/347
4,351,144 A *	9/1982	Benenati	56/295
4,375,148 A *	3/1983	Beck	56/295
4,696,153 A *	9/1987	Boains, Jr.	56/295
4,922,698 A *	5/1990	Taylor	56/295
5,033,259 A *	7/1991	Adcock	56/295
5,094,065 A *	3/1992	Azbell	56/255
5,233,820 A *	8/1993	Willsie	56/255
5,271,212 A *	12/1993	Anderson	56/12.7
5,287,686 A *	2/1994	Lindsay	56/255

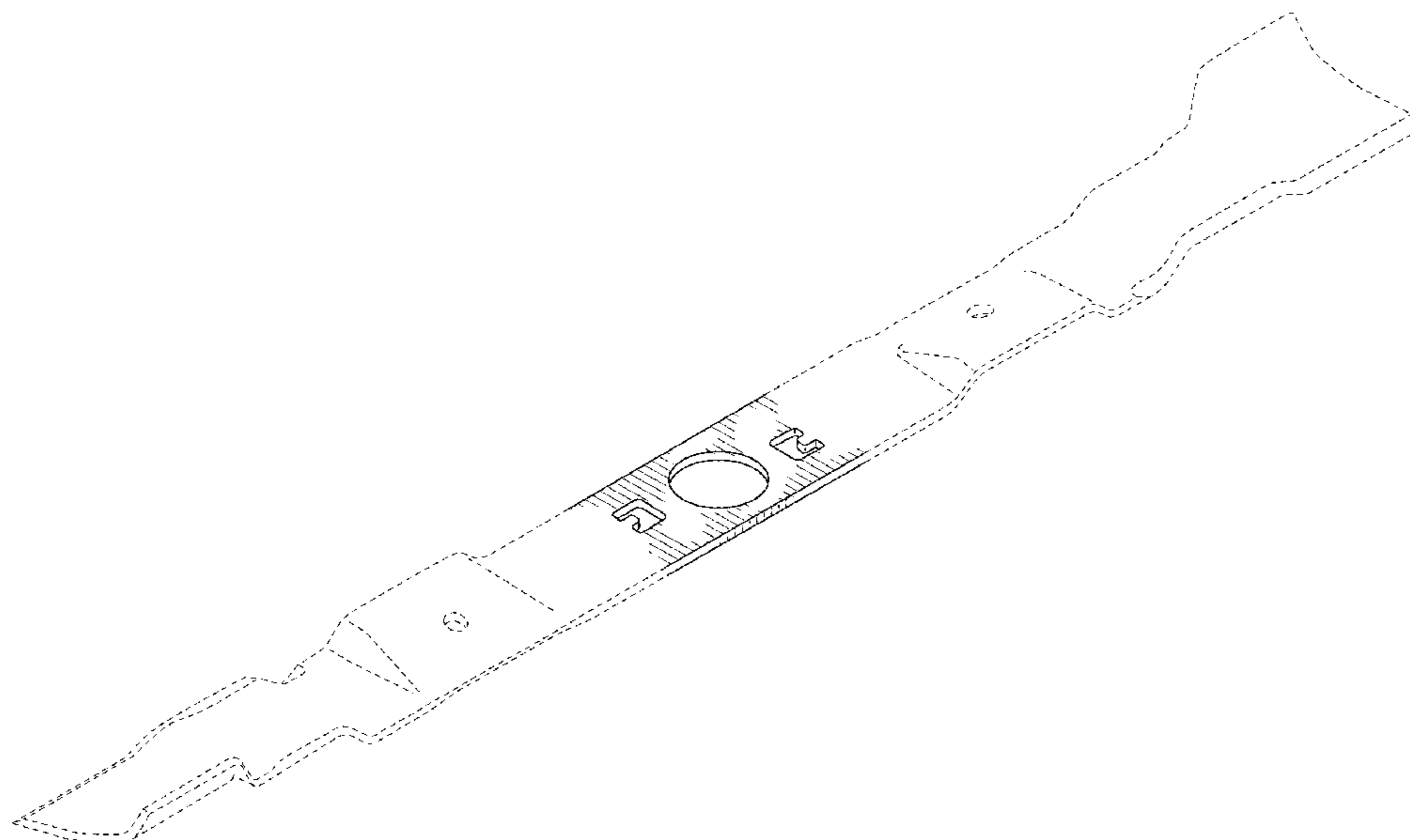
(57) **CLAIM**

The ornamental design for a mower blade, as shown and described.

DESCRIPTION

FIG. 1 is a top perspective view of a mower blade in accordance with an embodiment of the present invention; FIG. 2 is a top view of the mower blade of FIG. 1; FIG. 3 is a bottom view of the mower blade of FIG. 1; FIG. 4 is a right side view of the mower blade of FIG. 1; and, FIG. 5 is a left side view of the mower blade of FIG. 1. The broken lines of FIGS. 1-5 are illustrative of the visible environmental structure of the mower blade and form no part of the claimed design.

1 Claim, 3 Drawing Sheets



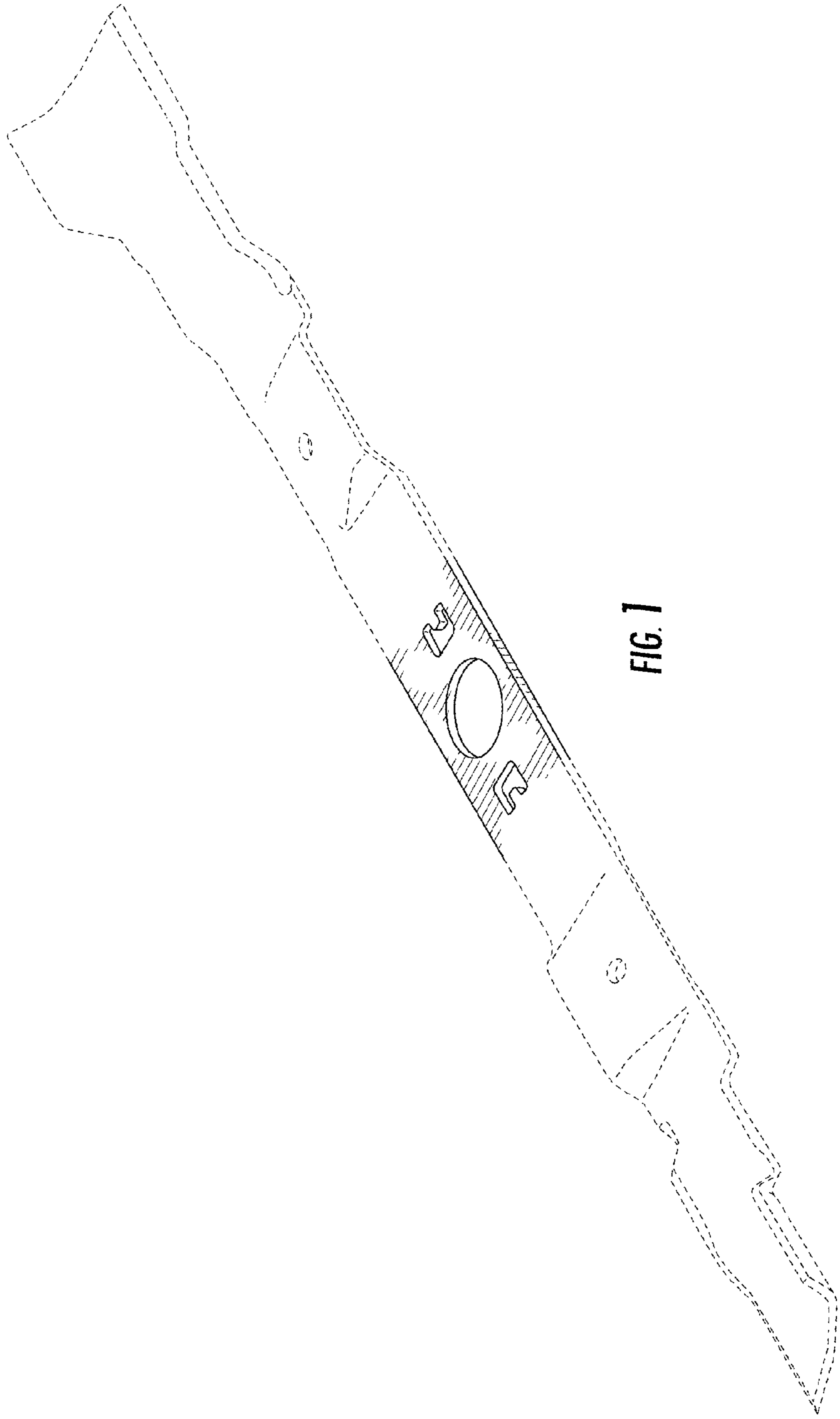


FIG. 1

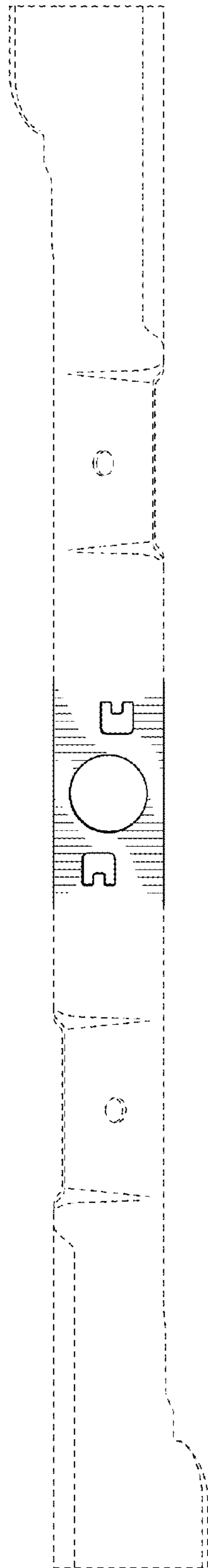


FIG. 2

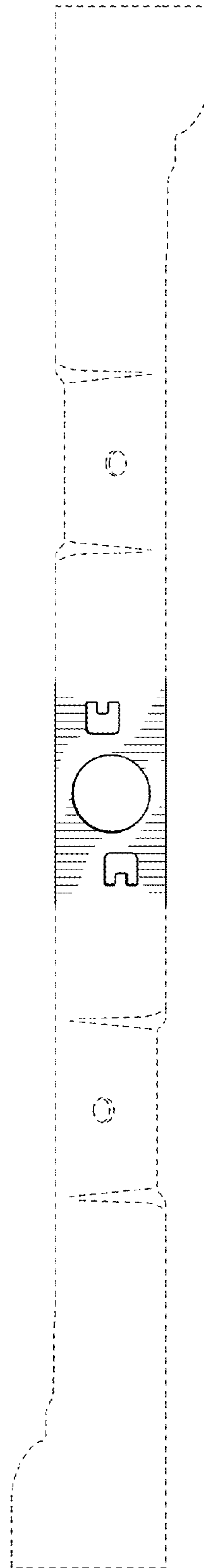


FIG. 3

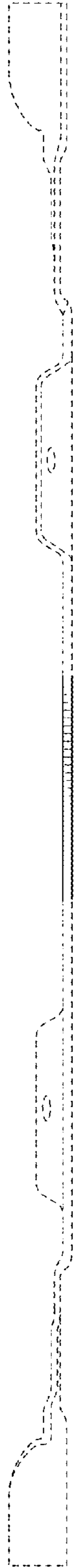


FIG. 4

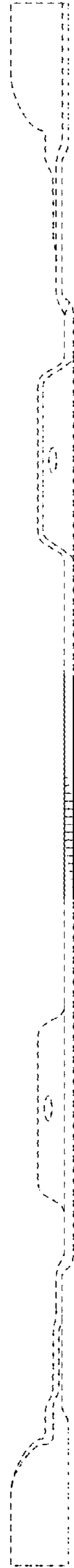


FIG. 5