

US00D694759S

(12) **United States Design Patent**
Chang et al.

(10) **Patent No.:** **US D694,759 S**
(45) **Date of Patent:** **** Dec. 3, 2013**

(54) **CASE FOR ELECTRONIC DEVICE**

(71) Applicants: **Tao-Wei Chang**, Fort Collins, CO (US);
Peter Gronewoller, Fort Collins, CO
(US)

(72) Inventors: **Tao-Wei Chang**, Fort Collins, CO (US);
Peter Gronewoller, Fort Collins, CO
(US)

(73) Assignee: **Otter Products, LLC**, Fort Collins, CO
(US)

(**) Term: **14 Years**

(21) Appl. No.: **29/440,864**

(22) Filed: **Dec. 28, 2012**

(51) **LOC (9) Cl.** **14-02**

(52) **U.S. Cl.**
USPC **D14/440**

(58) **Field of Classification Search**
USPC D14/250, 251, 253, 240, 217, 496, 440,
D14/203.3, 203.4, 203.5, 203.8, 341, 318;
D3/218, 215, 201, 294, 289, 900;
220/4.02; 248/309.1; 361/679.56;
379/426, 433.11, 455; 455/575.1,
455/575.8; 190/100; 206/305, 320;
D21/469

See application file for complete search history.

(56) **References Cited**

U.S. PATENT DOCUMENTS

| | | | | | | |
|-----------|----|---|---------|------------------|-------|------------|
| D597,052 | S | * | 7/2009 | Kim et al. | | D14/138 AB |
| 7,989,085 | B2 | * | 8/2011 | Li et al. | | 428/614 |
| D649,144 | S | * | 11/2011 | Fathollahi | | D14/250 |
| D656,929 | S | * | 4/2012 | Hsiung | | D14/250 |
| D673,545 | S | * | 1/2013 | Magness et al. | | D14/250 |
| D678,871 | S | * | 3/2013 | Mishan et al. | | D14/250 |
| D680,521 | S | * | 4/2013 | Fathollahi | | D14/250 |
| D681,055 | S | * | 4/2013 | Koh et al. | | D14/496 |
| D683,723 | S | * | 6/2013 | Murchison et al. | | D14/250 |
| D684,150 | S | * | 6/2013 | Goradesky et al. | | D14/250 |

* cited by examiner

Primary Examiner — Cynthia Underwood

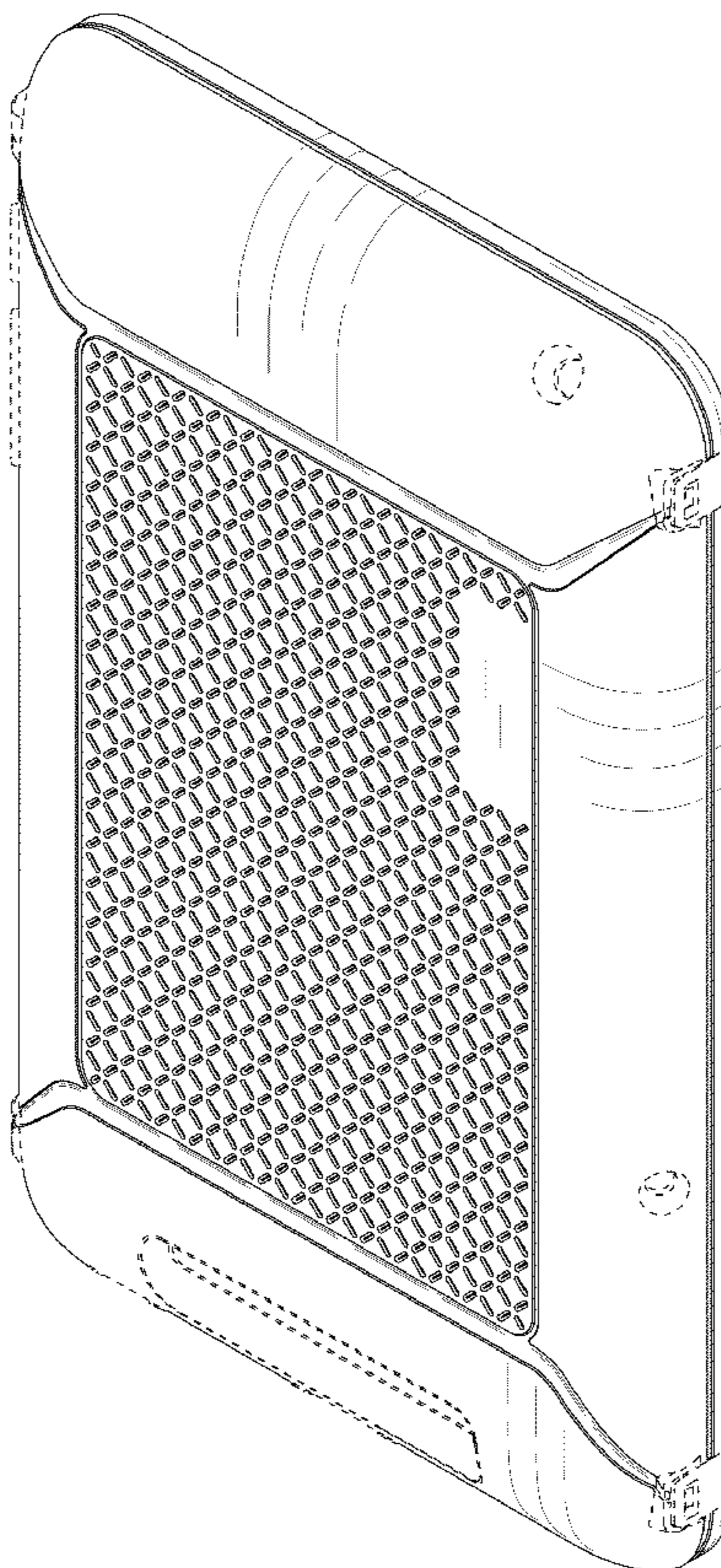
(57) **CLAIM**

The ornamental design for a case for electronic device, as shown and described.

DESCRIPTION

FIG. 1 is a first rear isometric view of a case for electronic device showing our new design;
FIG. 2 is a rear view thereof; and,
FIG. 3 is a second rear isometric view thereof.
The broken lines depict unclaimed environment. The broken lines form no part of the claimed design.

1 Claim, 3 Drawing Sheets



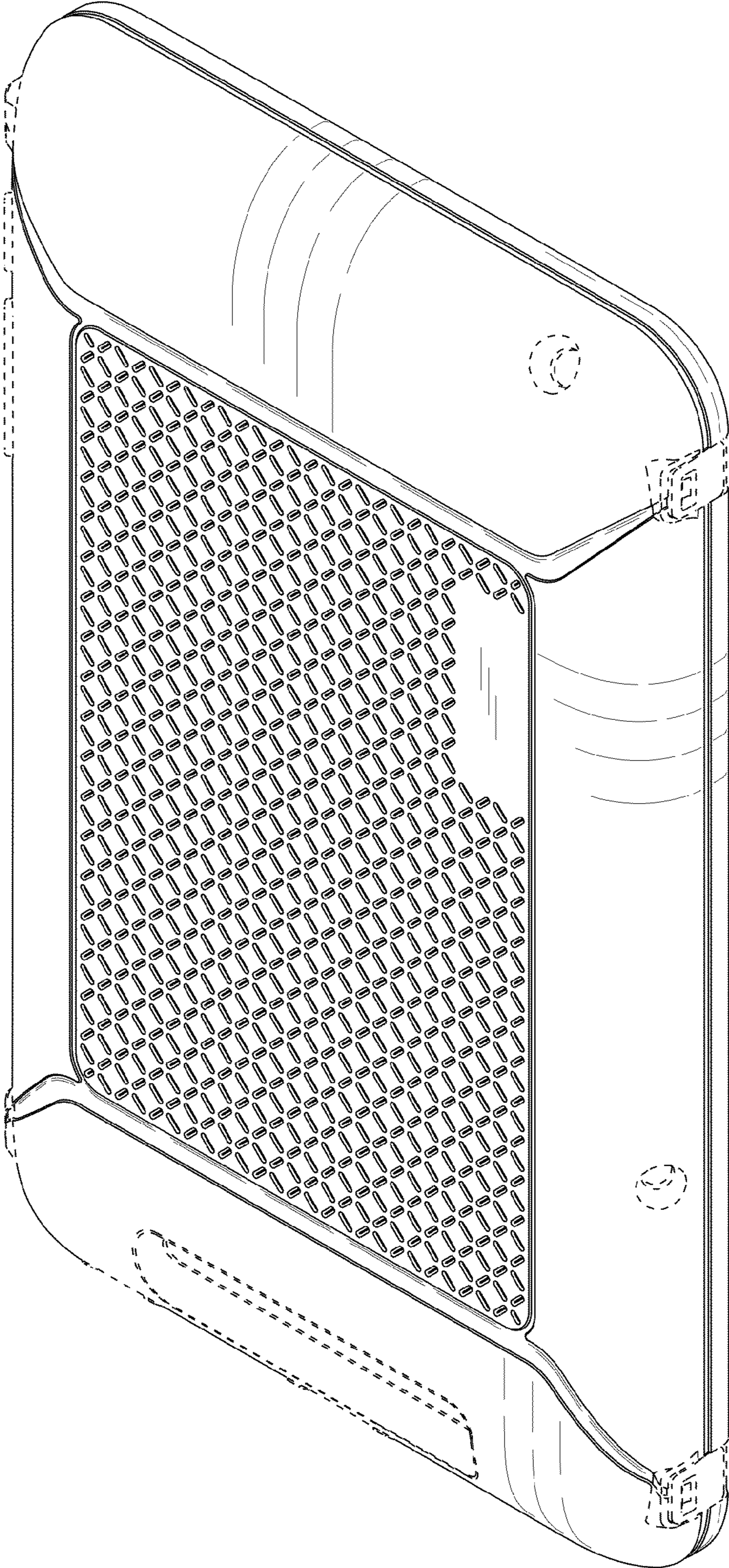


FIG. 1




FIG. 2

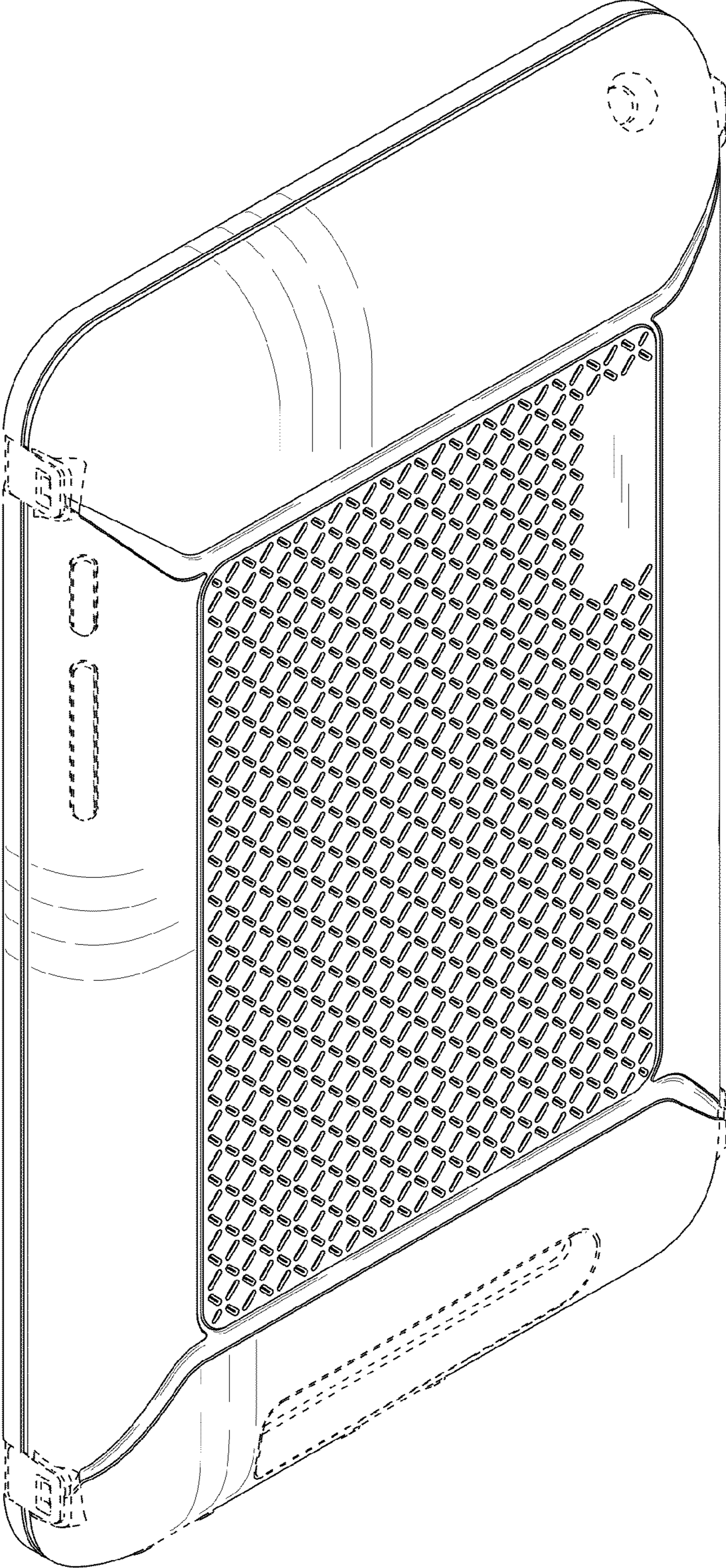


FIG. 3