

US00D694753S

(12) **United States Design Patent**
McManigal et al.

(10) **Patent No.:** **US D694,753 S**
(45) **Date of Patent:** **** Dec. 3, 2013**

(54) **OPTICAL DRIVE**

(75) Inventors: **Scott Paul McManigal**, Newport Beach, CA (US); **Cory Worth**, Ladera Ranch, CA (US)

(73) Assignee: **Vizio, Inc.**, Irvine, CA (US)

(**) Term: **14 Years**

(21) Appl. No.: **29/409,977**

(22) Filed: **Dec. 30, 2011**

(51) **LOC (9) Cl.** **14-02**

(52) **U.S. Cl.**
USPC **D14/368**

(58) **Field of Classification Search**
USPC D14/319–321, 348, 356–368, 498,
D14/501–503, 510; 720/617–644, 646,
720/655–656

See application file for complete search history.

(56) **References Cited**

U.S. PATENT DOCUMENTS

D426,221 S *	6/2000	Shindo	D14/502
D533,527 S *	12/2006	Tsai et al.	D14/129
D577,020 S *	9/2008	Park	D14/363
D590,827 S *	4/2009	Song	D14/356
D600,966 S *	9/2009	Weng et al.	D6/632
D620,006 S *	7/2010	Bull	D14/356
D641,365 S *	7/2011	Lee et al.	D14/368
D648,689 S *	11/2011	Mehlsen	D14/125
D664,143 S *	7/2012	Chaturvedi et al.	D14/358

D670,277 S *	11/2012	Huang	D14/240
D677,255 S *	3/2013	McManigal et al.	D14/341
2005/0066344 A1 *	3/2005	Lin	720/646

OTHER PUBLICATIONS

Toshiba Keeps Backup Simple with Canvio Basics Portable Hard Drive—HotHardware, Web Archive [online] Oct. 9, 2010 [retrieved on Feb. 20, 2013]. Retrieved from the Internet <URL: <http://web.archive.org/web/20101009043847/http://hothardware.com/News/Toshiba-Keeps-Backup-Simple-with-Canvio-Basics-Portable-Hard-Drive/>>.*

* cited by examiner

Primary Examiner — Karen E Kearney

(74) *Attorney, Agent, or Firm* — Law Office of Scott C Harris, Inc

(57) **CLAIM**

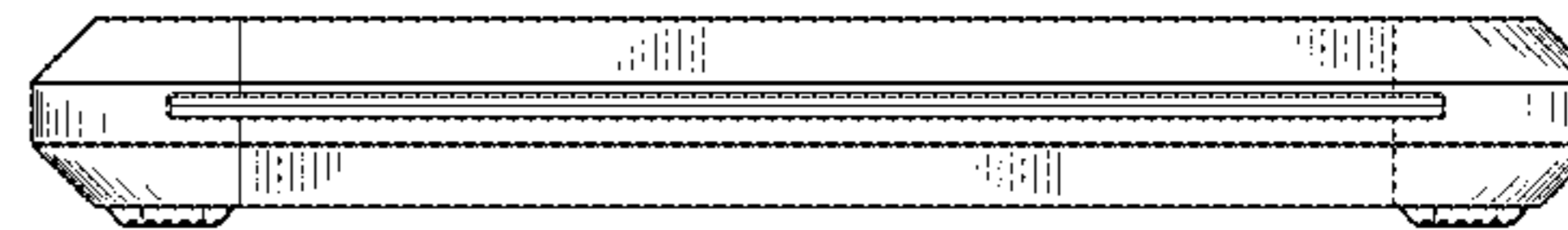
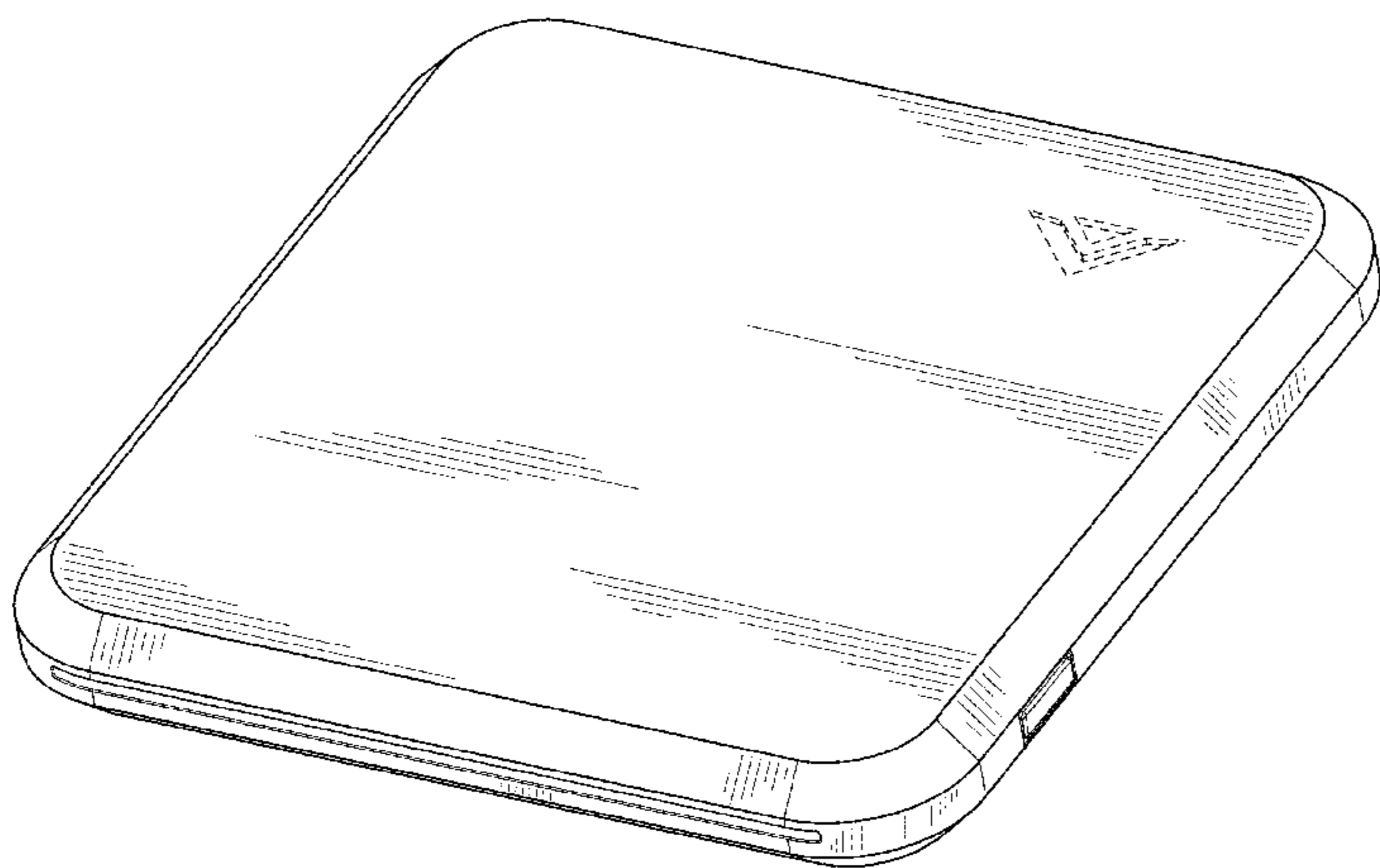
The ornamental design for an optical drive, as shown and described.

DESCRIPTION

FIG. 1 is a front perspective view of the optical drive; FIG. 2 is a front side view of the optical drive; FIGS. 3 and 4 are side views of the optical drive; FIG. 5 is a right side view of the optical drive; FIG. 6 is a top view of the optical drive; and, FIG. 7 shows a bottom view of the optical drive.

The broken line showing in the drawings is included for the purpose of illustrating portions of the optical drive and forms no part of the claimed design.

1 Claim, 4 Drawing Sheets



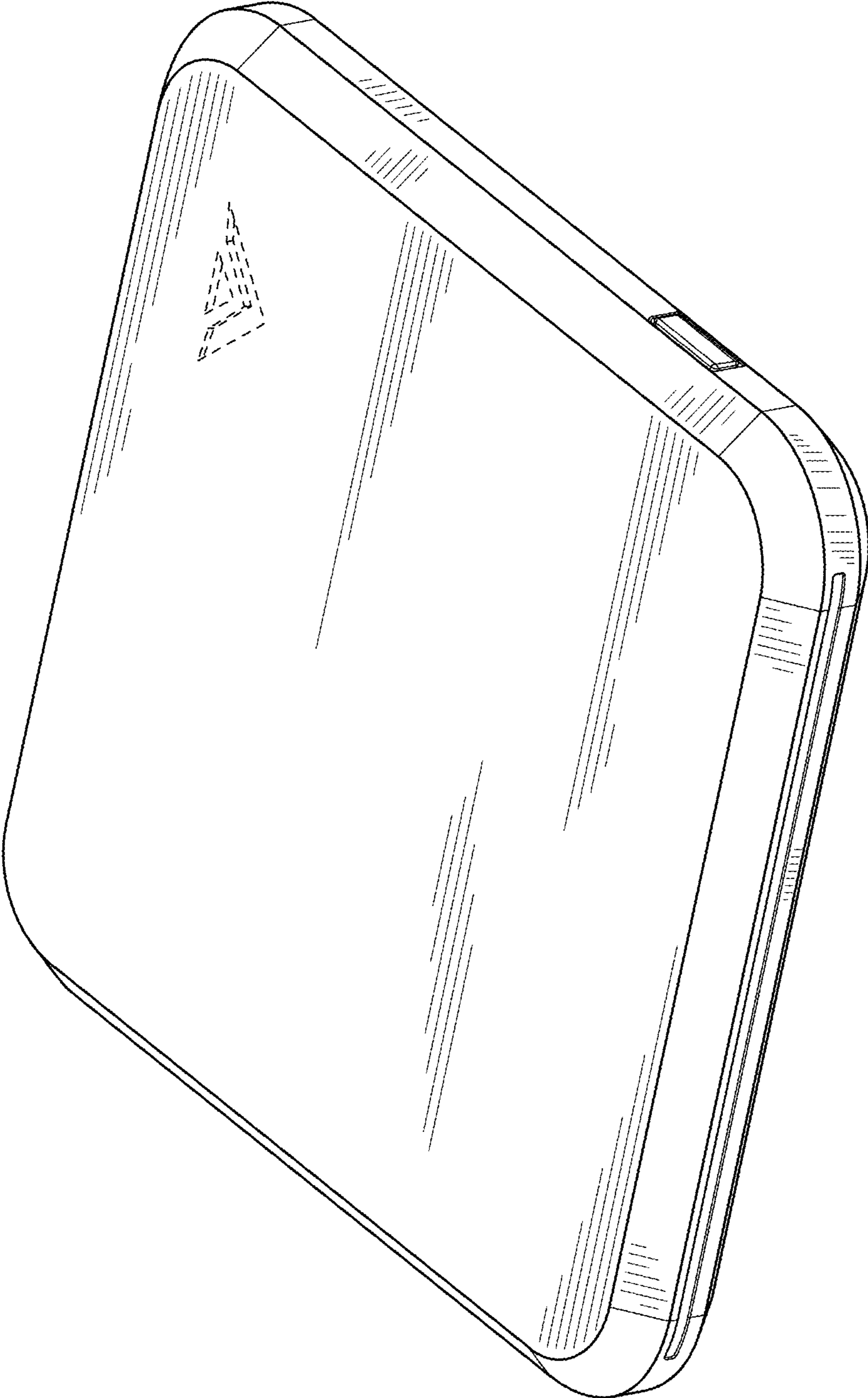


FIG. 1




FIG. 2

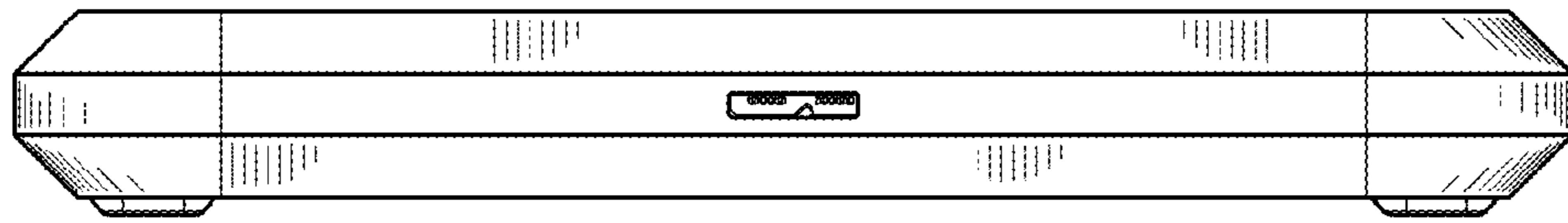


FIG. 3

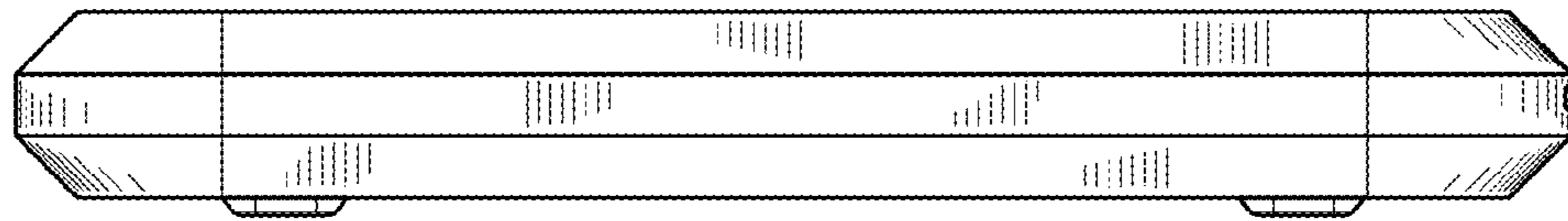


FIG. 4

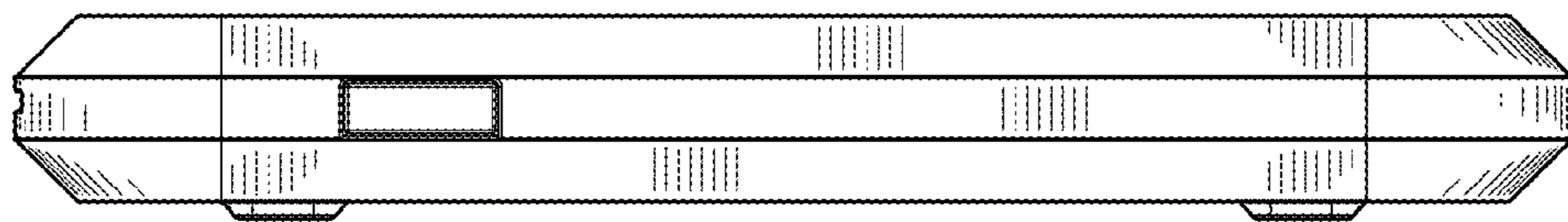


FIG. 5

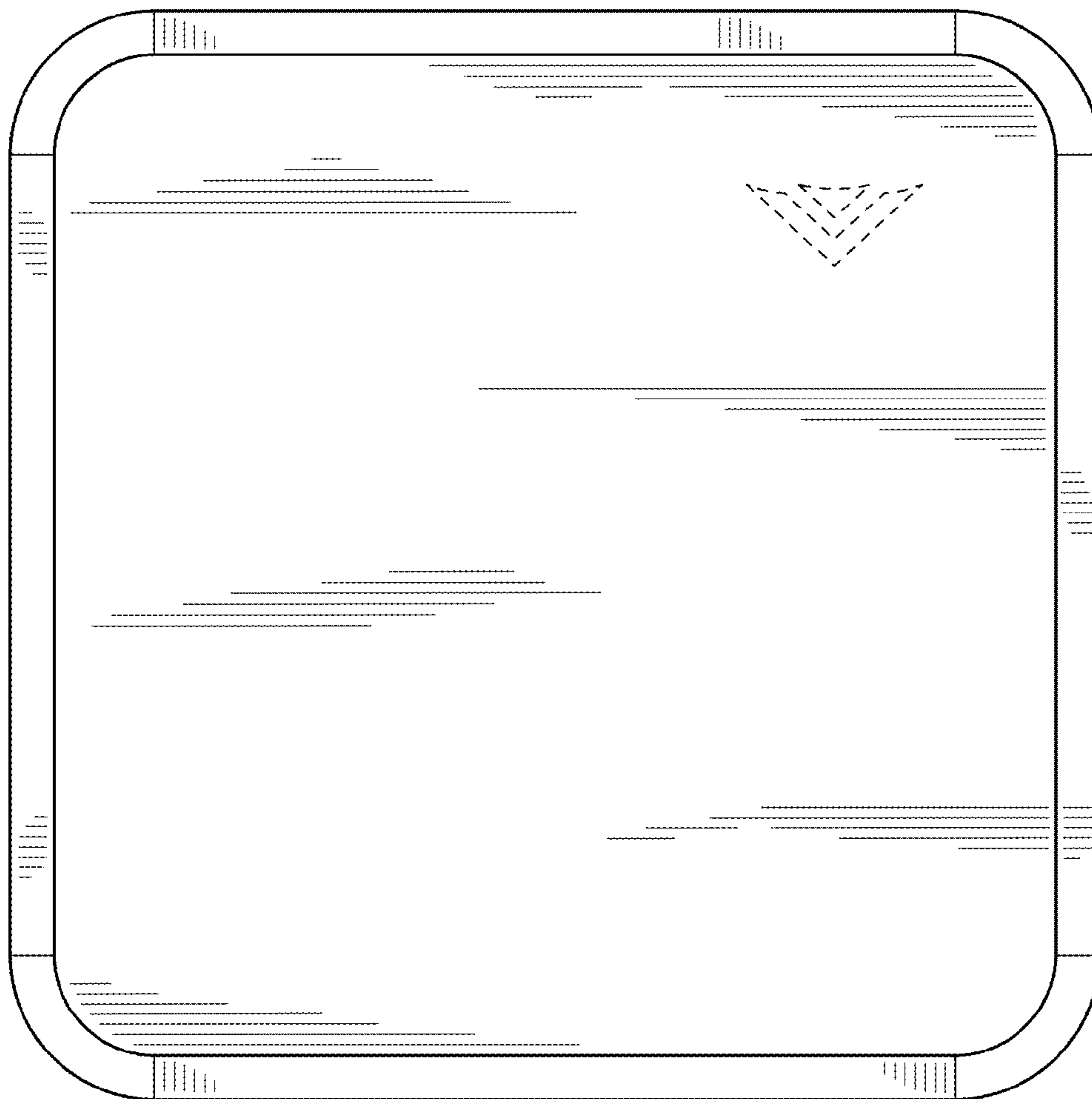


FIG. 6

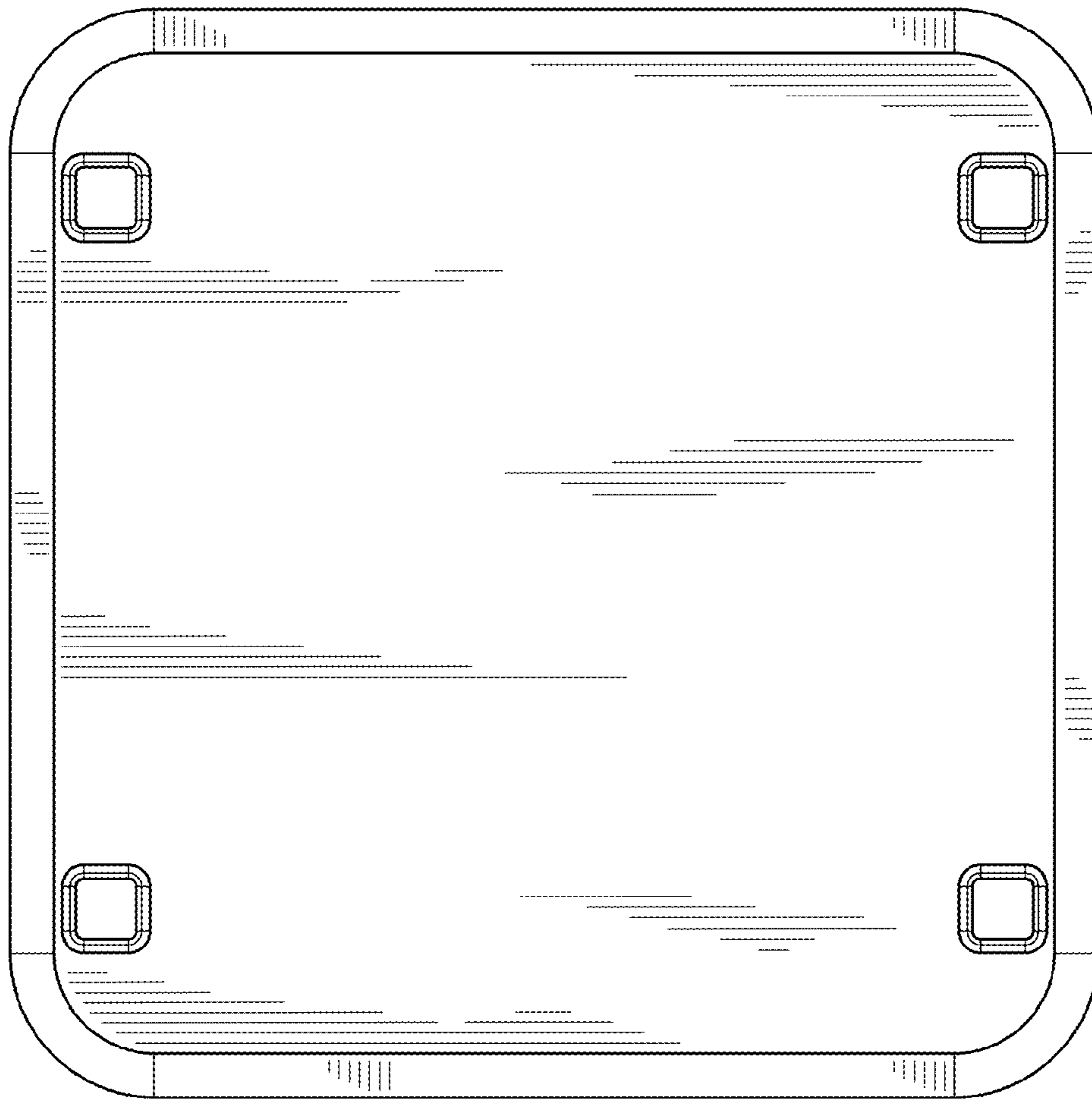


FIG. 7