



US00D694725S

(12) **United States Design Patent**  
**Marq**

(10) **Patent No.:** **US D694,725 S**

(45) **Date of Patent:** **\*\* Dec. 3, 2013**

(54) **MAGNETIC APPARATUS FOR SECURING AN OBJECT**

(75) Inventor: **Arielle Marq**, Chicago, IL (US)

(73) Assignee: **Arielle Marq Incorporated**, Chicago, IL (US)

(\*\*) Term: **14 Years**

(21) Appl. No.: **29/405,135**

(22) Filed: **Oct. 28, 2011**

(51) **LOC (9) Cl.** ..... **13-99**

(52) **U.S. Cl.**  
USPC ..... **D13/183**

(58) **Field of Classification Search**  
USPC ..... D13/183, 199; D8/373, 376, 380, 387, D8/396; 211/4.7, 18, 26.2, 45, 48, 86.01, 211/87.01, 88.04, 99, 100, 123, 124; 269/8; 108/47; D25/43  
See application file for complete search history.

(56) **References Cited**

U.S. PATENT DOCUMENTS

2,063,393	A *	12/1936	McIver	.....	211/49.1
2,491,585	A *	12/1949	Sammons	.....	242/141
3,168,276	A *	2/1965	Schneider	.....	248/467
D229,538	S *	12/1973	Steffan	.....	D8/397
3,827,020	A	7/1974	Okamoto		
4,258,493	A	3/1981	Kettlestrings et al.		
D260,061	S *	8/1981	Smith	.....	D6/521
4,415,137	A *	11/1983	Garves	.....	248/629
D298,597	S *	11/1988	Bell	.....	D6/521
5,039,047	A	8/1991	Pitzo		
D356,226	S *	3/1995	Hay	.....	D6/521
D373,918	S *	9/1996	Joergensen	.....	D6/521
6,052,933	A	4/2000	Lytle		
6,378,187	B1 *	4/2002	Walker	.....	29/281.5
6,719,156	B2 *	4/2004	Ellbogen et al.	.....	211/105.1
6,729,591	B2	5/2004	Hsu		
6,865,836	B2	3/2005	Sachs-Lavery		

7,987,811	B2	8/2011	Zhang et al.		
2006/0174529	A1	8/2006	Sachs-Lavery		
2007/0094902	A1	5/2007	Petrocy		
2007/0119804	A1 *	5/2007	Antonioni et al.	.....	211/86.01
2007/0204500	A1	9/2007	Splittgerber		
2007/0261804	A1	11/2007	Simpson		
2008/0237433	A1	10/2008	Hardin		
2009/0038170	A1	2/2009	Shyr		
2010/0184360	A1 *	7/2010	Zinniger	.....	451/45
2010/0218369	A1 *	9/2010	Selbach	.....	29/700
2011/0042542	A1	2/2011	Russo et al.		

FOREIGN PATENT DOCUMENTS

DE	20021963	4/2001
DE	202004006862	2/2005
EP	1692985	8/2006
WO	97/22285	6/1997

\* cited by examiner

*Primary Examiner* — Derrick Holland

*Assistant Examiner* — Lauren Calve

(74) *Attorney, Agent, or Firm* — K&L Gates LLP

(57) **CLAIM**

The ornamental design for a magnetic apparatus for securing an object, as shown and described herein.

**DESCRIPTION**

FIG. 1 is a perspective view of a magnetic apparatus for securing an object of the present invention.

FIG. 2 is a left side view thereof.

FIG. 3 is a right side view thereof.

FIG. 4 is a top view thereof.

FIG. 5 is a bottom view thereof; and,

FIG. 6 is a second perspective view thereof, shown in its environment.

The broken line showing in FIGS. 1 and 4-6 represents unclaimed subject matter and forms no part of the claimed design.

**1 Claim, 5 Drawing Sheets**

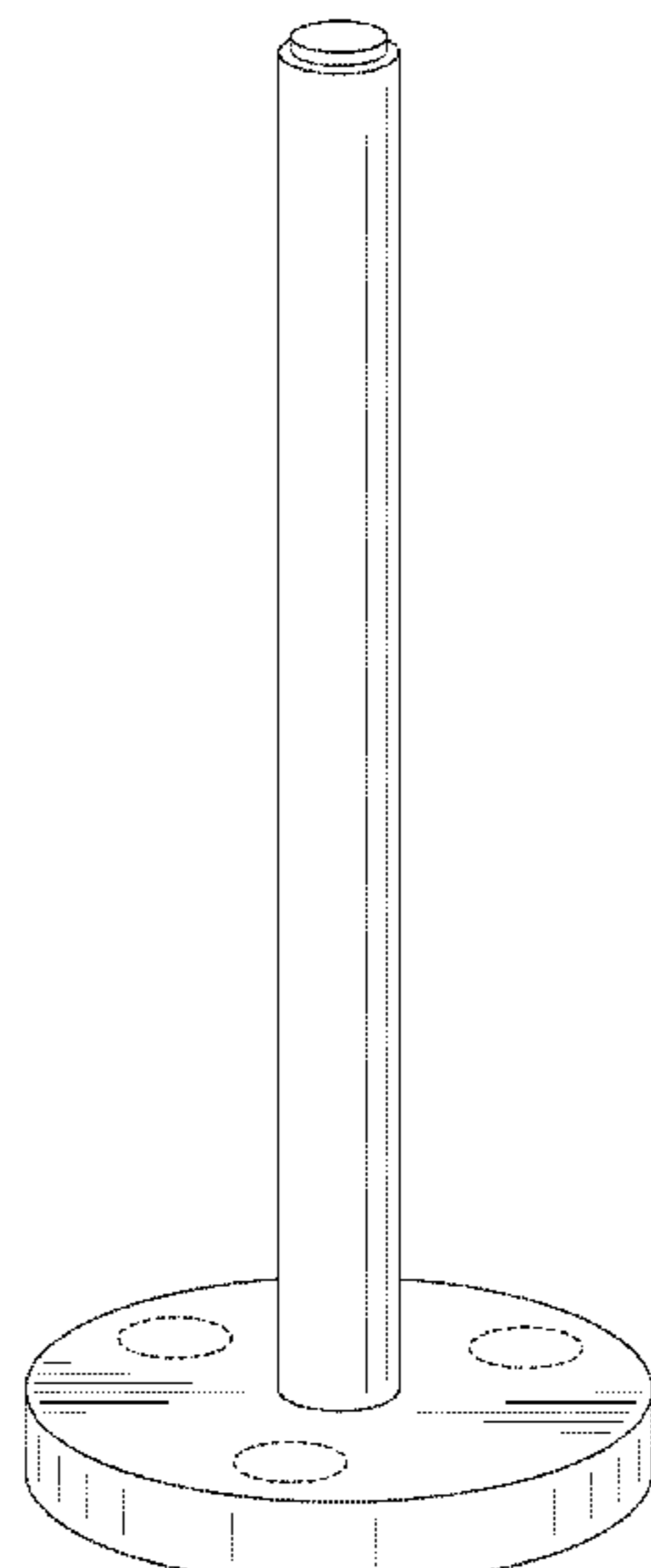


FIG. 1




FIG. 2




FIG. 3




FIG. 4

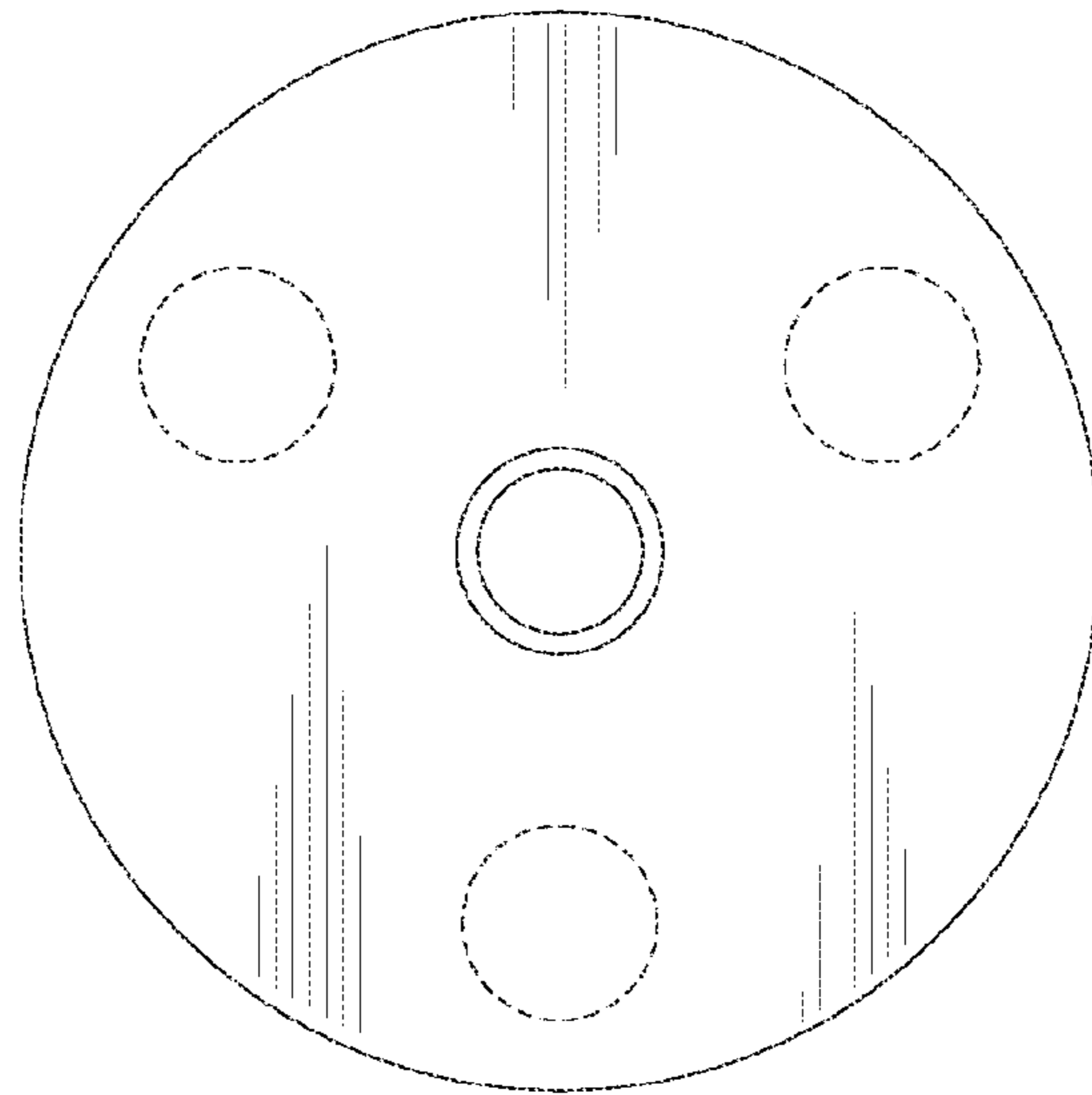


FIG. 5

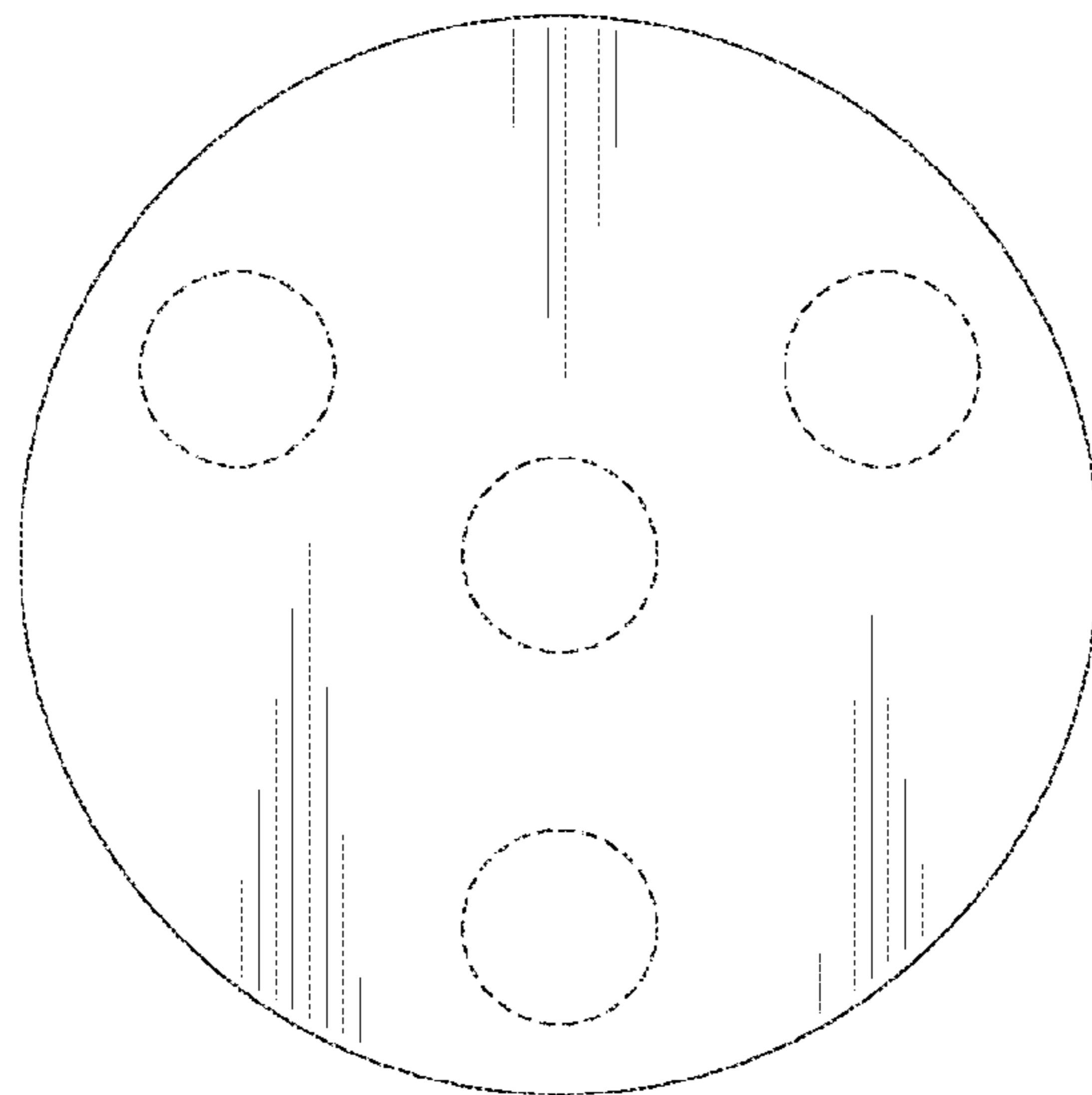


FIG. 6

