



US00D694707S

(12) **United States Design Patent**
Zeng

(10) **Patent No.:** **US D694,707 S**
(45) **Date of Patent:** **** Dec. 3, 2013**

(54) **BATTERY CHARGER FOR SMALL ELECTRONIC APPLIANCES**

(75) Inventor: **Jin Hui Zeng**, Shenzhen (CN)

(73) Assignee: **Apelpi, Inc.**, Las Vegas, NV (US)

(**) Term: **14 Years**

(21) Appl. No.: **29/429,535**

(22) Filed: **Aug. 13, 2012**

(51) **LOC (9) Cl.** **13-02**

(52) **U.S. Cl.**
USPC **D13/108**

(58) **Field of Classification Search**
USPC D13/103, 107–110, 118–119, 184, 199;
D14/217, 251, 253, 432, 434;
320/107–115

See application file for complete search history.

(56) **References Cited**

U.S. PATENT DOCUMENTS

D433,994 S *	11/2000	Jobs et al.	D13/110
D598,375 S *	8/2009	Nomi	D13/108
D645,818 S *	9/2011	Guccione et al.	D13/108
D656,096 S *	3/2012	Sasada et al.	D13/108
D659,093 S *	5/2012	Schmid et al.	D13/108
D663,684 S *	7/2012	Yang	D13/108
D663,685 S *	7/2012	Yang	D13/108
D675,563 S *	2/2013	Hoehn et al.	D13/110
D680,063 S *	4/2013	Sasada	D13/103
D683,305 S *	5/2013	Gupta et al.	D13/103

OTHER PUBLICATIONS

- Web page from jyzenghe.en.alibaba.com showing apple cutter device, publication date unknown.
- Web page from widgetlove.com showing speakers shaped like apple halves, publication date unknown.
- Web page from jamesbom.com showing speaker shaped like a cored apple, publication date unknown.

Image from Google.com/Images showing older/outdated Apple, Inc. logo, publication date unknown.

Image from Google.com/Images showing new/updated Apple, Inc. logo, publication date unknown.

* cited by examiner

Primary Examiner — Rosemary K Tarcza

(74) *Attorney, Agent, or Firm* — Sheldon Mak & Anderson PC; Denton L. Anderson

(57) **CLAIM**

The ornamental design for a battery charger for small electronic appliances, as shown and described.

DESCRIPTION

FIG. 1 is a perspective view of a battery charger for small electronic appliances showing our new design;

FIG. 2 is a second perspective of the battery charger for small electronic appliances illustrated in FIG. 1, the broken lines are for environmental purposes only and form no part of the claimed design;

FIG. 3 is a top view of the battery charger for small electronic appliances illustrated in FIG. 1;

FIG. 4 is a first side view of the battery charger for small electronic appliances illustrated in FIG. 1, the broken lines are for environmental purposes only and form no part of the claimed design;

FIG. 5 is a rear side view of the battery charger for small electronic appliances illustrated in FIG. 1;

FIG. 6 is a second side view of the battery charger for small electronic appliances illustrated in FIG. 1, the broken lines are for environmental purposes only and form no part of the claimed design; and,

FIG. 7 is a bottom view of the battery charger for small electronic appliances illustrated in FIG. 1, the broken lines are for environmental purposes only and form no part of the claimed design.

1 Claim, 2 Drawing Sheets

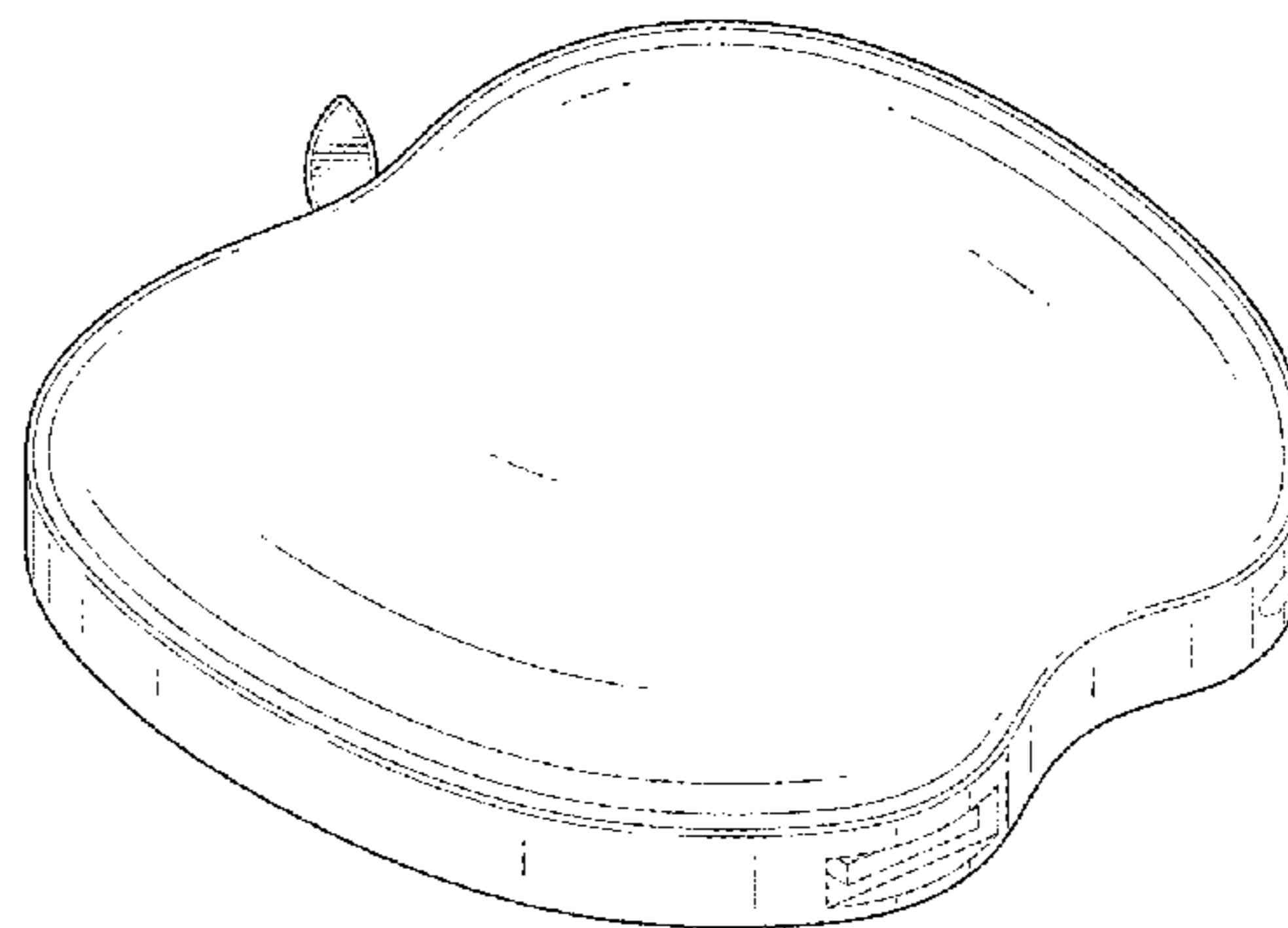



FIG. 1


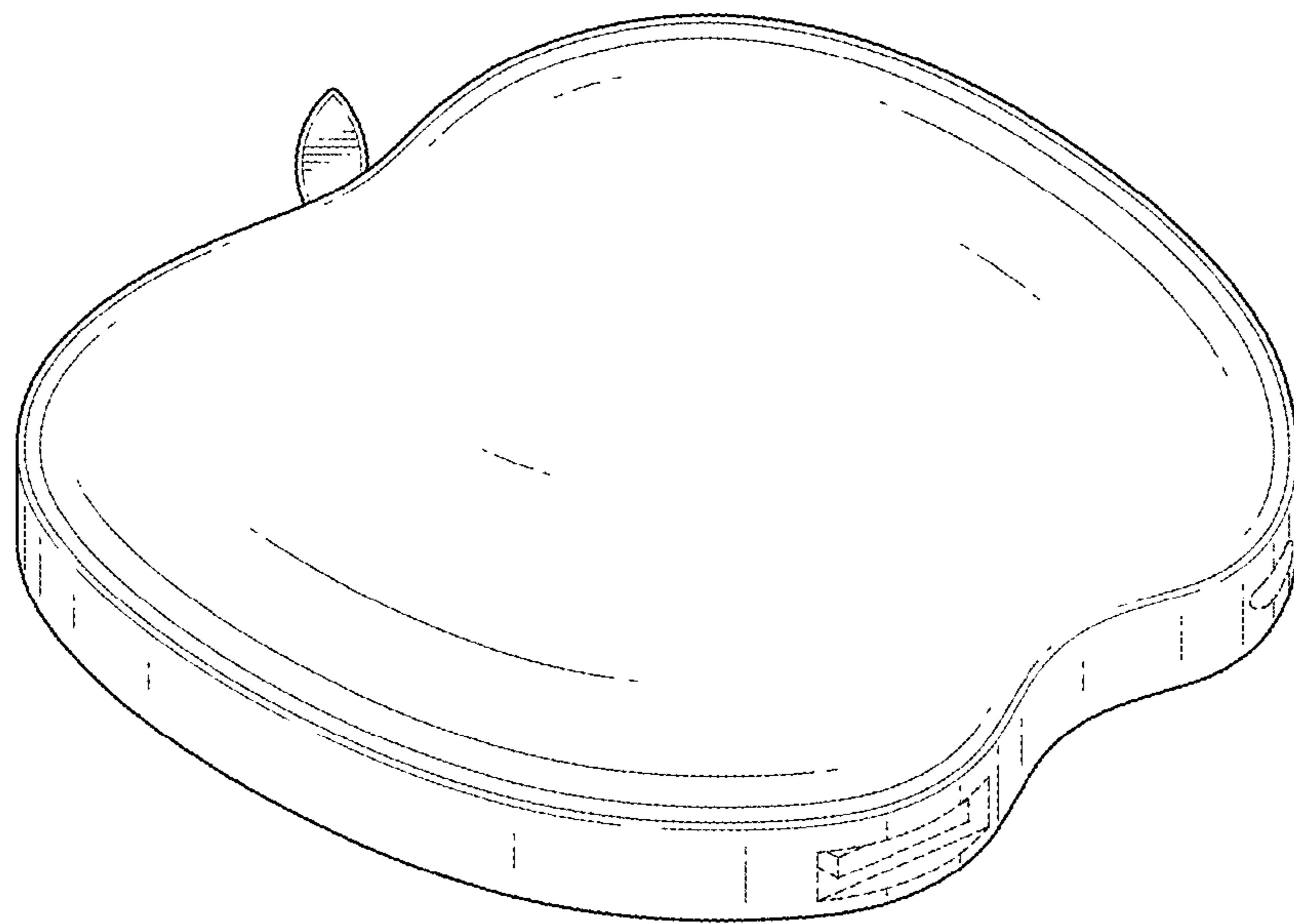


FIG. 2



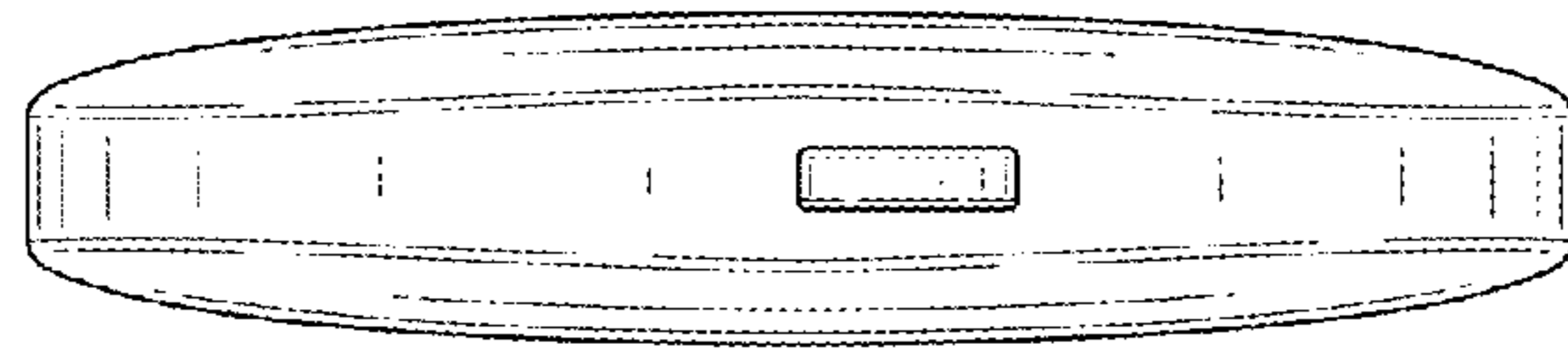


FIG. 3

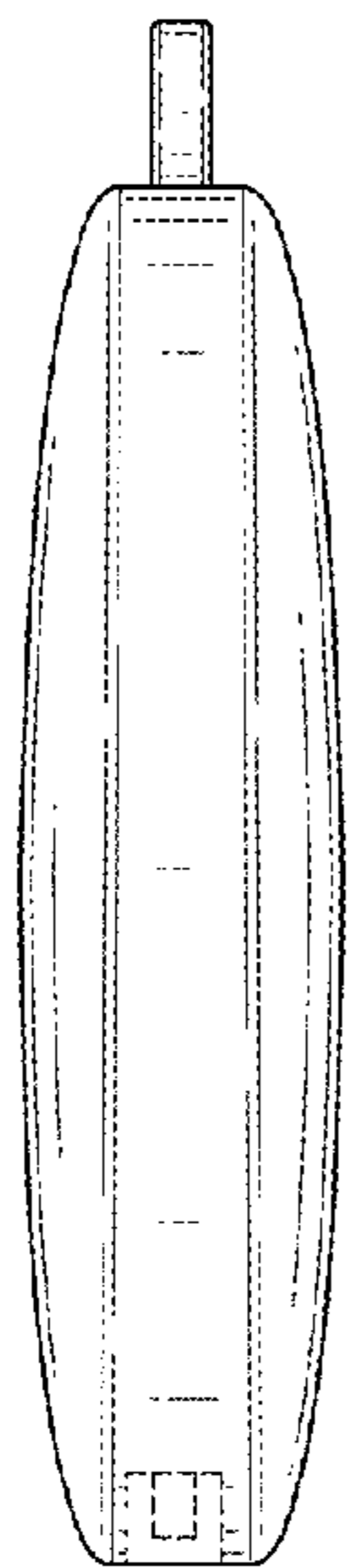


FIG. 4




FIG. 5




FIG. 6




FIG. 7