



US00D694690S

(12) **United States Design Patent**
Chou et al.

(10) **Patent No.:** **US D694,690 S**

(45) **Date of Patent:** **** Dec. 3, 2013**

(54) **TRIANGULAR EXHAUST STACK FOR TRANSPORTATION VEHICLE**

(76) Inventors: **Chiahua Eleanor Chou**, Schaumburg, IL (US); **Craig Massner**, Naperville, IL (US)

(**) Term: **14 Years**

(21) Appl. No.: **29/420,246**

(22) Filed: **May 7, 2012**

(51) **LOC (9) Cl.** **12-16**

(52) **U.S. Cl.**
USPC **D12/194**

(58) **Field of Classification Search**
USPC D12/194; D15/5; 293/113; 29/890.08; 180/89.2, 296, 309; 181/247-249, 264, 181/282, 239-241, 227, 228; 60/303, 313, 60/323; 138/37-39, 44, 103, 109
See application file for complete search history.

(56) **References Cited**

U.S. PATENT DOCUMENTS

1,968,456 A * 7/1934 Kliefoth 181/294
3,648,920 A * 3/1972 Stump 229/199
3,994,364 A * 11/1976 Nicoll 181/238

4,223,053 A * 9/1980 Brogan 428/34.5
5,899,210 A * 5/1999 Letherby et al. 132/76.4
D617,554 S * 6/2010 Raile D3/265
2011/0127183 A1 * 6/2011 Davis, Jr. 206/315.7
2011/0192942 A1 * 8/2011 Liu 248/166

* cited by examiner

Primary Examiner — Michael A Pratt

(74) *Attorney, Agent, or Firm* — WPAT, P.C.; Anthony King

(57) **CLAIM**

The ornamental design of an triangular exhaust stack for transportation vehicle, as shown and described.

DESCRIPTION

FIG. 1 is a three dimensional view of a triangular exhaust stack for transportation vehicle, such as a truck showing my new design;

FIG. 2 is a left side view thereof;

FIG. 3 is a right side view thereof;

FIG. 4 is a rear elevational view thereof;

FIG. 5 is a front elevational view thereof;

FIG. 6 is a top plan view thereof; and,

FIG. 7 is a bottom plan view thereof.

1 Claim, 4 Drawing Sheets

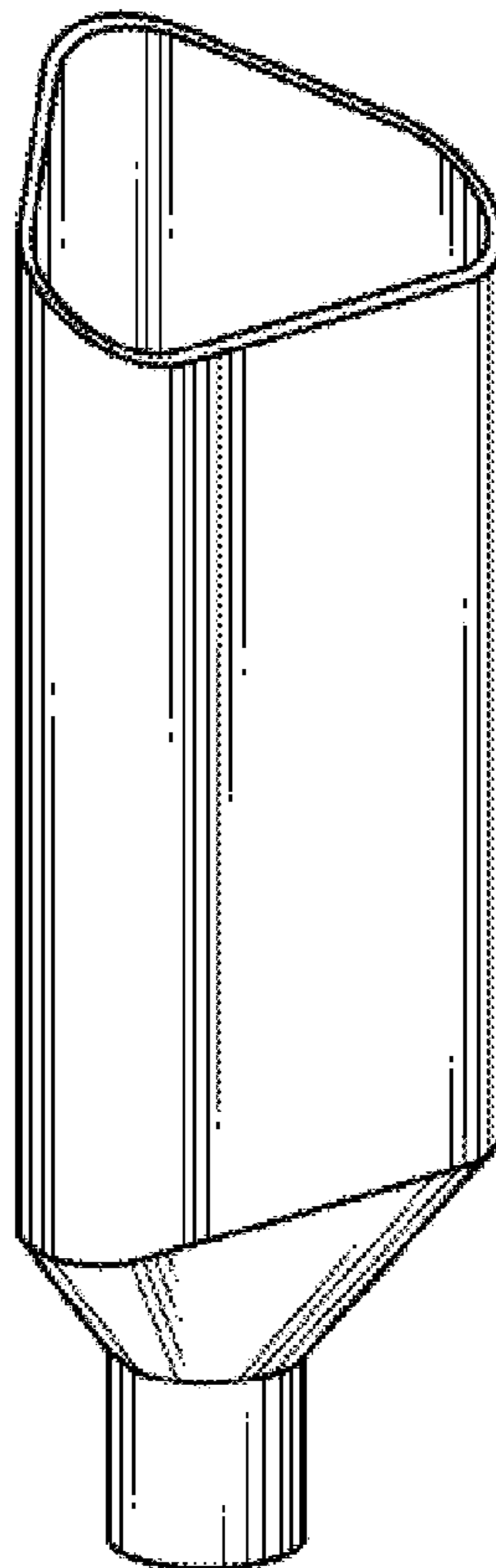


FIG. 1

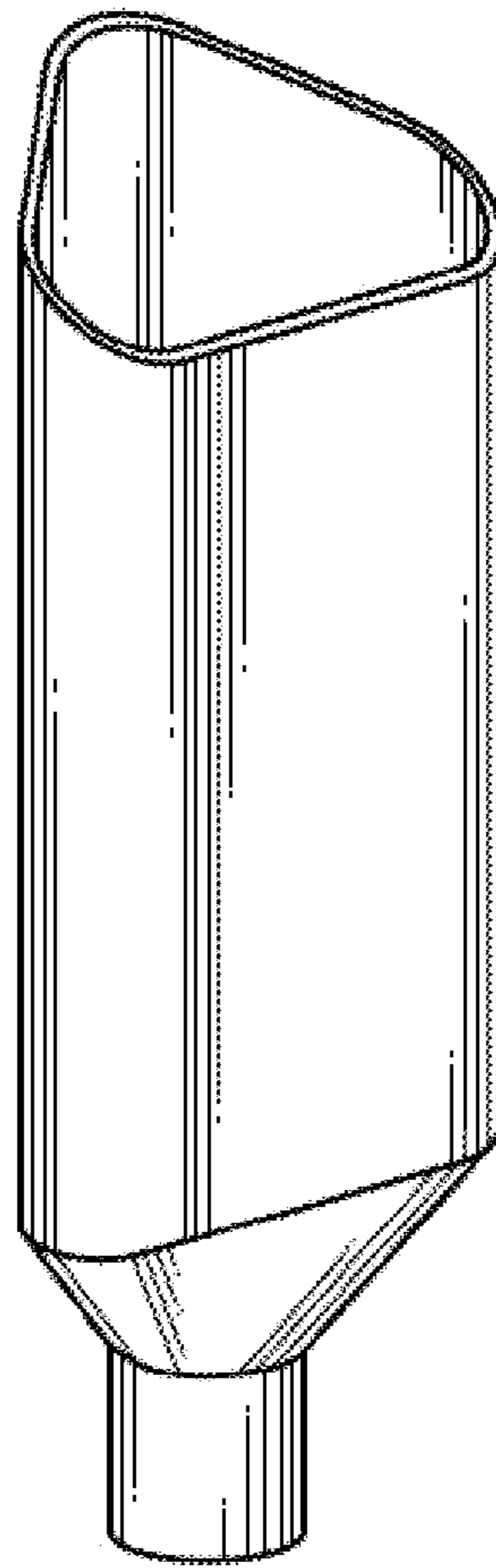


FIG. 2




FIG. 3




FIG. 4




FIG. 5




FIG. 6

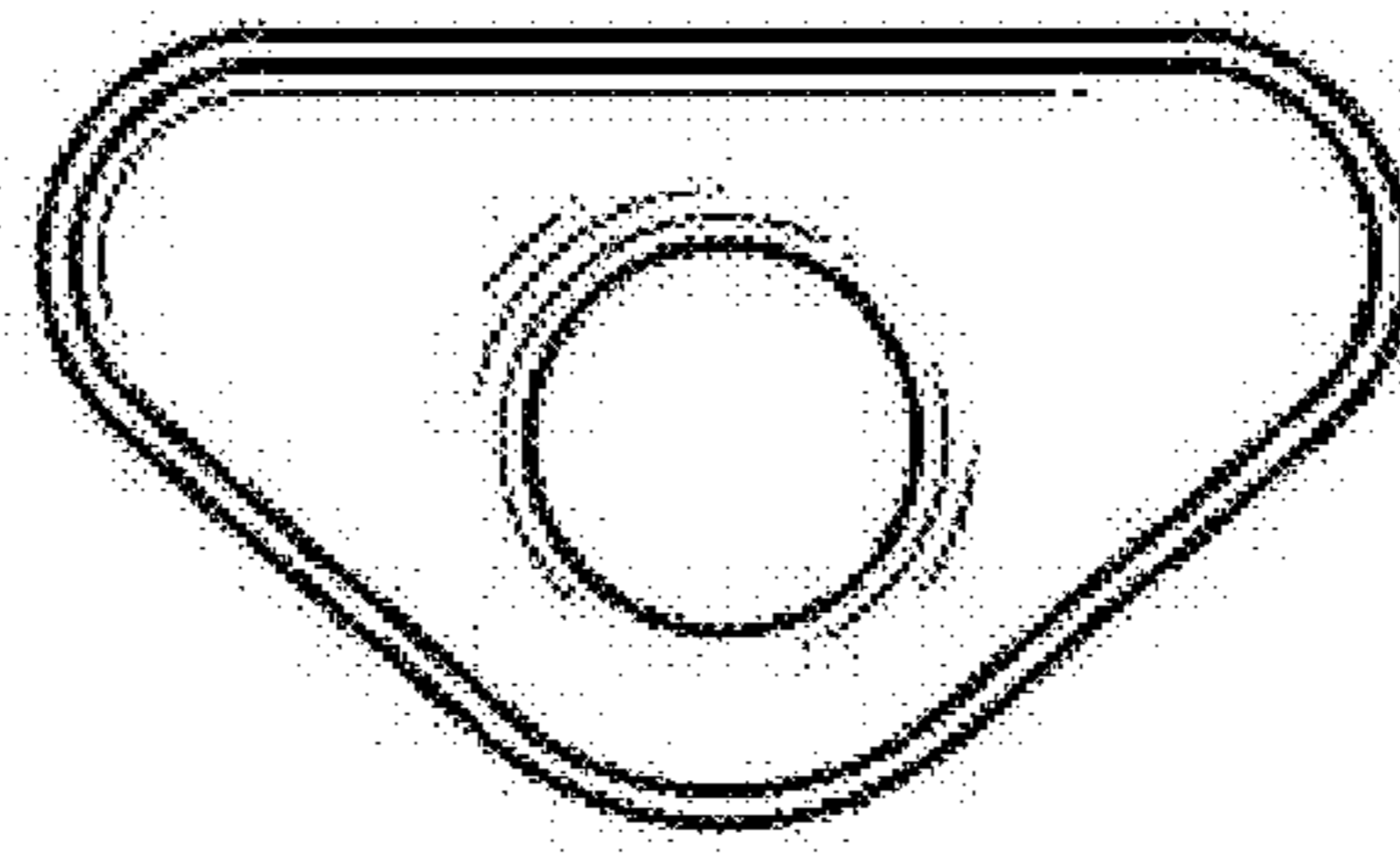


FIG. 7

