

US00D694679S

(12) **United States Design Patent**  
**Campbell et al.**

(10) **Patent No.:** **US D694,679 S**

(45) **Date of Patent:** **\*\* Dec. 3, 2013**

(54) **VEHICLE REAR BUMPER COVER MOLDING**

(71) Applicant: **Ford Global Technologies, LLC**,  
Dearborn, MI (US)

(72) Inventors: **Paul Campbell**, Essex (GB); **Jordan Bennett**, London (GB)

(73) Assignee: **Ford Motor Company**, Dearborn, MI (US)

(\*\*) Term: **14 Years**

(21) Appl. No.: **29/435,947**

(22) Filed: **Oct. 31, 2012**

(51) **LOC (9) Cl.** ..... **12-16**

(52) **U.S. Cl.**  
USPC ..... **D12/169**

(58) **Field of Classification Search**  
USPC ..... D12/169, 86, 90-92, 163, 170-173,  
D12/216; 293/102, 113, 115, 117, 120, 130,  
293/141, 142; 296/180.1, 180.2  
See application file for complete search history.

(56) **References Cited**

**U.S. PATENT DOCUMENTS**

D281,152 S *	10/1985	Luthe et al. ....	D12/167
D443,853 S *	6/2001	Barraclough et al. ....	D12/196
6,964,441 B2 *	11/2005	Ariga et al. ....	293/117
D540,722 S *	4/2007	Angelo et al. ....	D12/169
D567,725 S *	4/2008	Spearman-Oxx et al. ...	D12/169

D580,317 S *	11/2008	Gueler et al. ....	D12/169
D621,752 S *	8/2010	Angelo et al. ....	D12/169
D684,508 S *	6/2013	Peltola et al. ....	D12/169
2002/0005644 A1 *	1/2002	Tamada et al. ....	293/120
2007/0236024 A1 *	10/2007	Bailey .....	293/102
2009/0152833 A1 *	6/2009	Johnson .....	280/504

\* cited by examiner

*Primary Examiner* — Susan M Lee

*Assistant Examiner* — Linda Brooks

(74) *Attorney, Agent, or Firm* — Damian Porcari


(57) **CLAIM**

The ornamental design for a vehicle rear bumper cover molding, shown and described.

**DESCRIPTION**

FIG. 1 is a top plan view of a vehicle rear bumper cover molding;  
FIG. 2 is a bottom plan view of the vehicle rear bumper cover molding;  
FIG. 3 is front elevational view of the vehicle rear bumper cover molding;  
FIG. 4 is rear elevational view of the vehicle rear bumper cover molding;  
FIG. 5 is a left side elevational view of the vehicle rear bumper cover molding;  
FIG. 6 is a right side elevational view of the vehicle rear bumper cover molding;  
FIG. 7 is a perspective view of the vehicle rear bumper cover molding; and,  
FIG. 8 is another perspective view of the vehicle rear bumper cover molding.

**1 Claim, 8 Drawing Sheets**



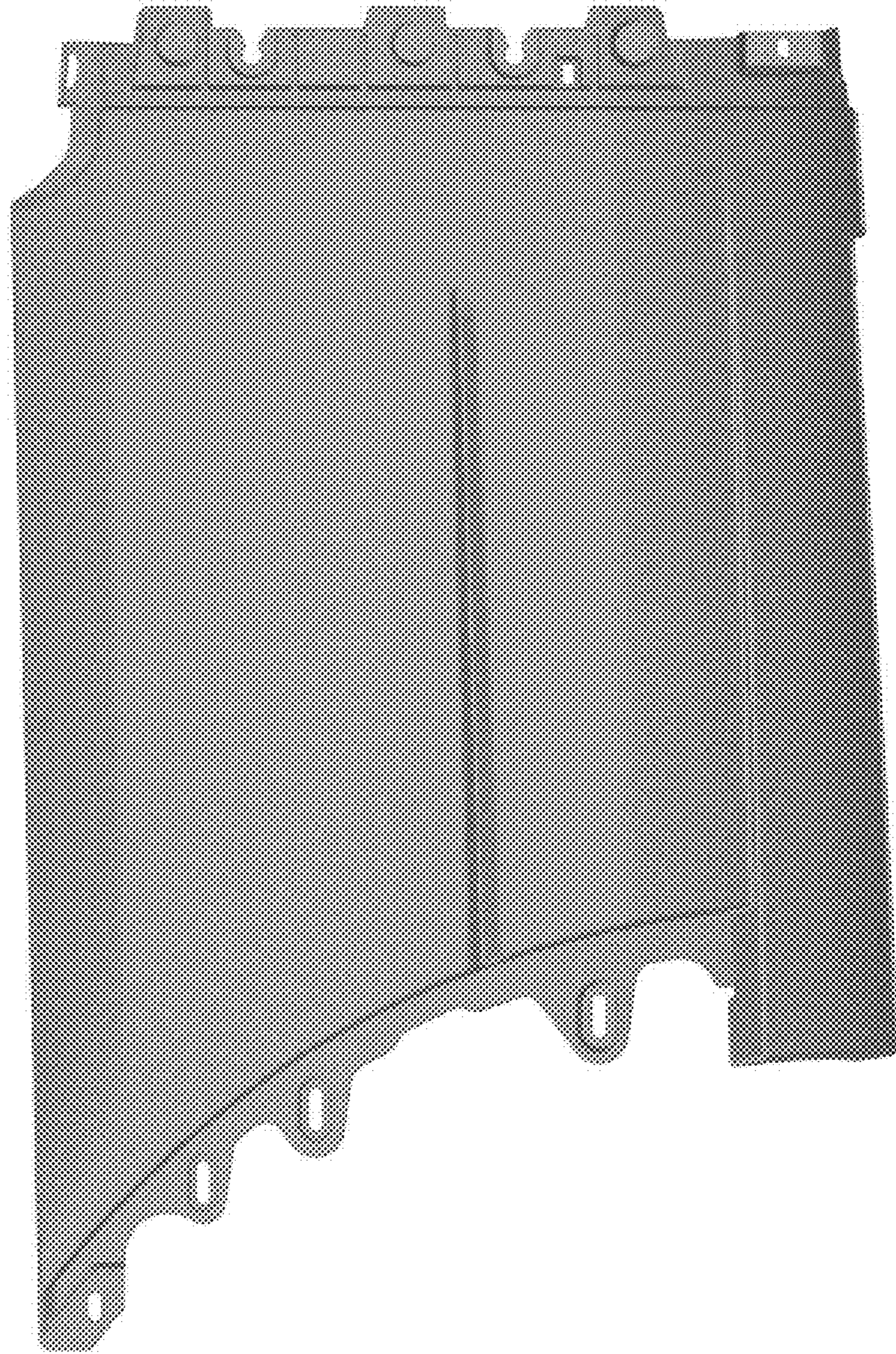


Figure 1




Figure 2





Figure 3



*Figure 4*





Figure 5



*Figure 6*




Figure 7






Figure 8