

US00D694672S

(12) **United States Design Patent**  
**Starck**

(10) **Patent No.:** **US D694,672 S**  
(45) **Date of Patent:** **\*\* Dec. 3, 2013**

(54) **MOTORBIKE**

(76) Inventor: **Philippe Starck**, Paris (FR)

(\*\*) Term: **14 Years**

(21) Appl. No.: **29/431,357**

(22) Filed: **Sep. 6, 2012**

(30) **Foreign Application Priority Data**

Mar. 12, 2012 (FR) ..... 002006981

(51) **LOC (9) Cl.** ..... **12-11**

(52) **U.S. Cl.**  
USPC ..... **D12/110**

(58) **Field of Classification Search**  
USPC ..... D12/110; 180/218–220, 206.1–206.8,  
180/207.3, 65.1, 65.6–65.8  
See application file for complete search history.

(56) **References Cited**

**U.S. PATENT DOCUMENTS**

D477,254 S *	7/2003	Kim et al.	.....	D12/110
6,631,774 B2 *	10/2003	Hayashi	.....	180/65.1
D591,203 S *	4/2009	Martin	.....	D12/110
D653,590 S *	2/2012	Patterson et al.	.....	D12/110
2006/0000655 A1 *	1/2006	Schless	.....	180/220

**OTHER PUBLICATIONS**

Cycle World Nov. 2010, electric motorcycle on p. 8.\*

\* cited by examiner

*Primary Examiner* — Susan M Lee

*Assistant Examiner* — Linda Brooks

(74) *Attorney, Agent, or Firm* — Blue Filament Law PLLC;  
Avery N. Goldstein



(57) **CLAIM**

The ornamental design for a motorbike, as shown and described.

**DESCRIPTION**

FIG. 1 is a front, upper perspective view of the inventive motorbike;  
FIG. 2 is a rear, upper perspective view of the motorbike depicted in FIG. 1;  
FIG. 3 is a right side view of the motorbike depicted in FIG. 1;  
FIG. 4 is a left side view of the motorbike depicted in FIG. 1;  
FIG. 5 is a front view of the motorbike depicted in FIG. 1;  
FIG. 6 is a rear view of the motorbike depicted in FIG. 1; and,  
FIG. 7 is a top view of the motorbike depicted in FIG. 1.

**1 Claim, 3 Drawing Sheets**






FIG. 1




FIG. 2



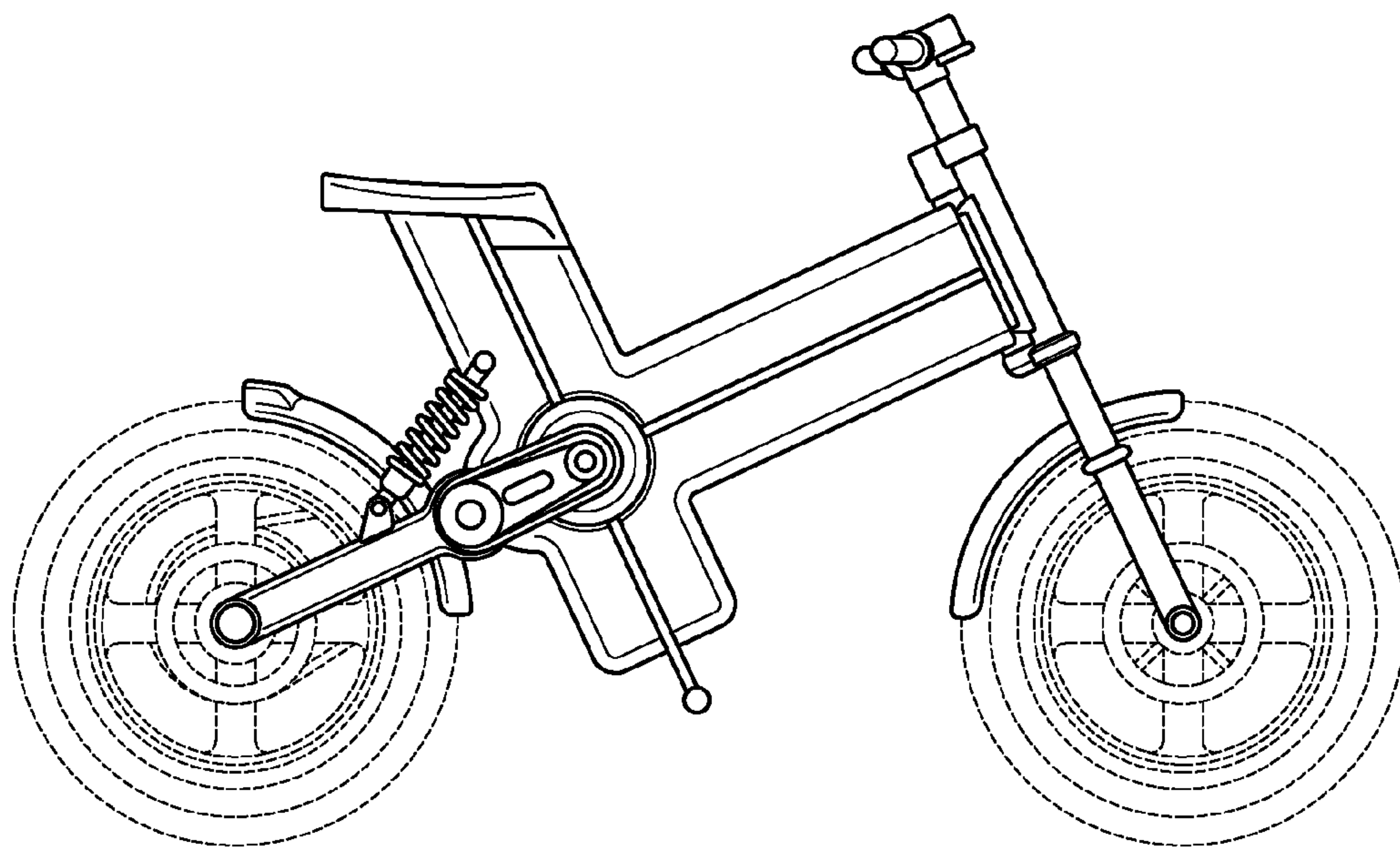


FIG. 3

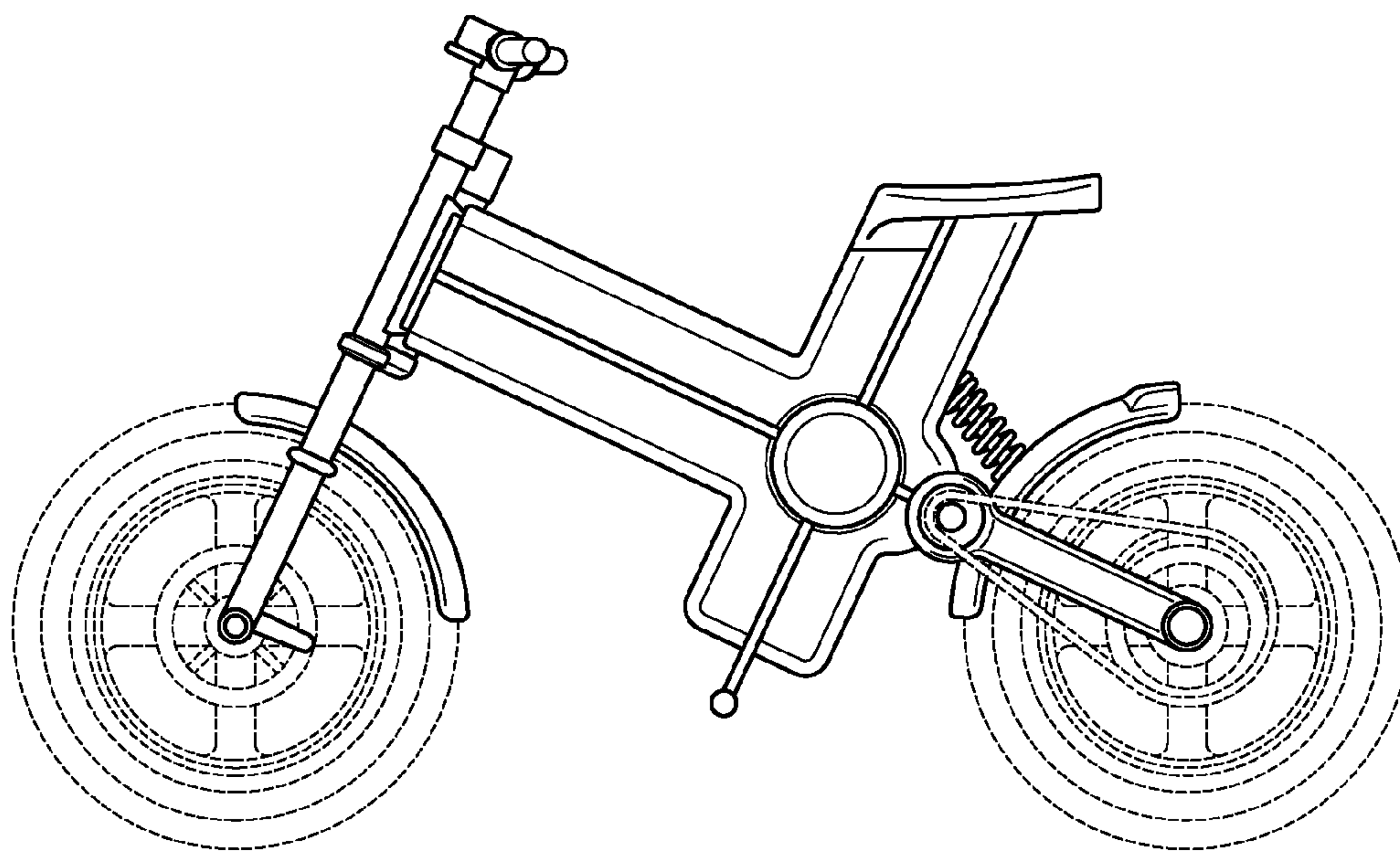


FIG. 4

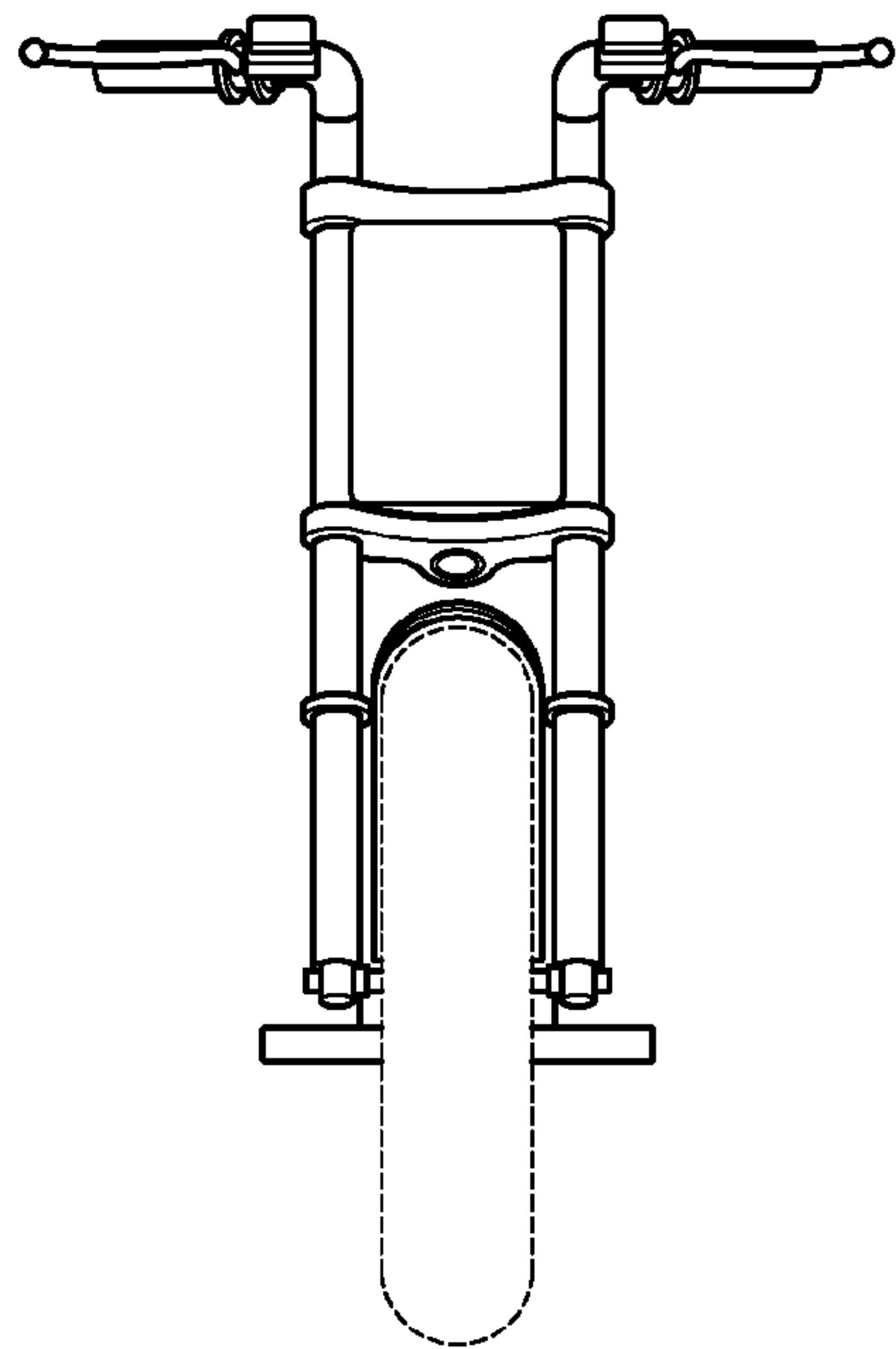


FIG. 5

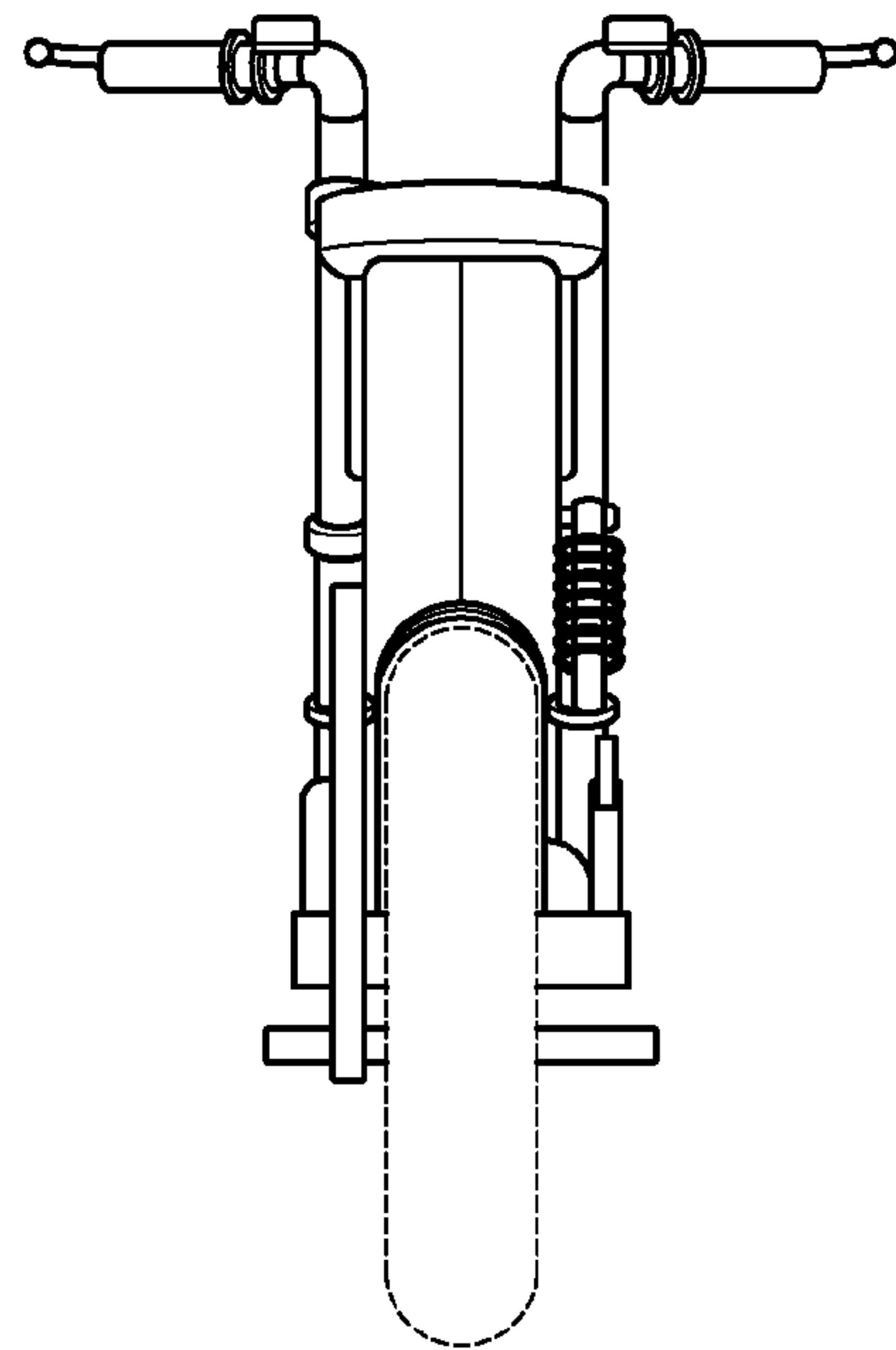


FIG. 6

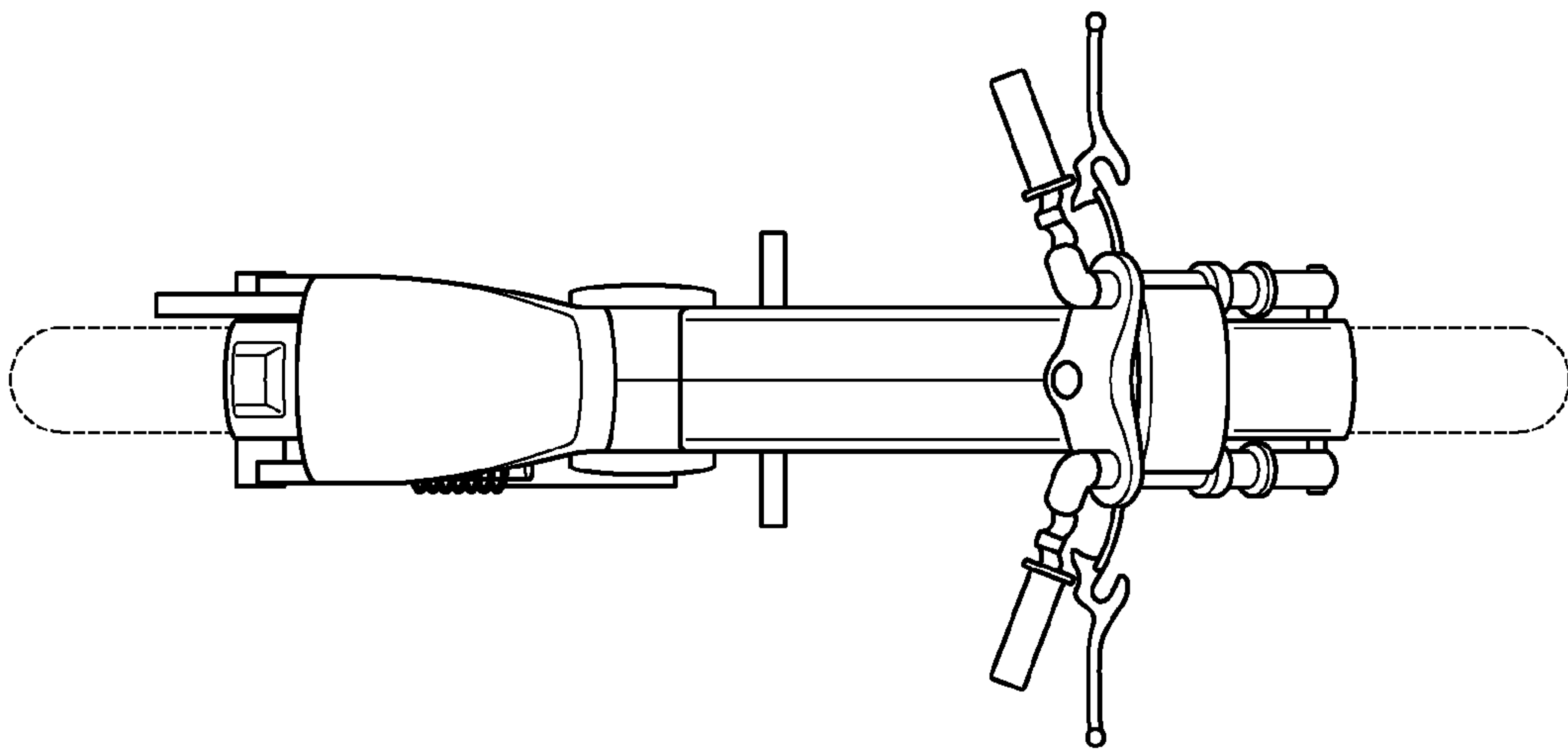


FIG. 7